



FISCAL YEAR 2025

State of Georgia

Single Audit Report – Part I

Greg S. Griffin | State Auditor



DOAA

Georgia Department
of Audits & Accounts





March 24, 2026

The Honorable Brian P. Kemp
Governor of Georgia
and
Members of the General Assembly
Citizens of the State of Georgia

We are pleased to present the State of Georgia's (State) Single Audit Report – Part I for the year ended June 30, 2025. The single audit satisfies the audit requirements of Title 2 U.S. *Code of Federal Regulations* Part 200, *Uniform Administrative Requirements, Cost Principles, and Audit Requirements for Federal Awards* (Uniform Guidance). Historically, we have presented the State's financial statements and our report thereon in one report, and all of the remaining information required for the single audit in a second report. However, for Fiscal Year 2025, we are providing this information in three separate reports as noted below.

The State's financial statements and our report thereon, are included in the State of Georgia Annual Comprehensive Financial Report (ACFR), which was issued under separate cover on February 11, 2026.

The Single Audit Report – Part I contains financial reporting information based on our audit of the State's ACFR for the year ended June 30, 2025. This report includes our:

- Report on Internal Control Over Financial Reporting and on Compliance and Other Matters Based on an Audit of Financial Statements Performed in Accordance with *Government Auditing Standards*;
- Report on Schedule of Expenditures of Federal Awards (SEFA) Required by the Uniform Guidance;
- Schedule of Findings and Questioned Costs for Financial Statement Findings;
- Statewide SEFA and Related Notes Required by the Uniform Guidance;
- Corrective Action Plan for Current Year Financial Statement findings;
- Summary Schedule of Prior Financial Statement Audit Findings; and
- Listing of Organizational Units Comprising the State of Georgia Reporting Entity.

The Single Audit - Part II will present the remaining elements required by the Uniform Guidance, including our Independent Auditor's Report on Compliance for Each Major Federal Program and on Internal Control Over Compliance. This report will also reflect additional findings and questioned costs related to federal awards that came to our attention through the Statewide Single Audit.

We would like to express our appreciation to all those involved in the preparation and completion of this report. We believe the results of this statewide audit provide valuable information to the State's decision makers and others interested in the activities of the State of Georgia.

Respectfully submitted,

Greg S. Griffin
State Auditor



STATE OF GEORGIA
TABLE OF CONTENTS
YEAR ENDED JUNE 30, 2025

Page No.

Independent Auditor’s Reports

Report on Internal Control Over Financial Reporting and on Compliance
and Other Matters Based on an Audit of Financial Statements Performed
in Accordance with *Government Auditing Standards* A-1

Report on Schedule of Expenditures of Federal Awards Required by the Uniform
GuidanceA-4

Schedule of Findings and Questioned Costs

Financial Statement FindingsB-1

Schedule of Expenditures of Federal Awards

Schedule of Expenditures of Federal AwardsC-1
Notes to the Schedule of Expenditures of Federal Awards C-120

Corrective Action Plan for Current Year Financial Statement Findings..... D-1

Summary Schedule of Prior Financial Statement Audit Findings.....E-1

Appendix “A”

Listing of Organizations Comprising the State of Georgia Reporting Entity F-1





INDEPENDENT AUDITOR'S REPORT ON INTERNAL CONTROL OVER FINANCIAL REPORTING AND ON COMPLIANCE AND OTHER MATTERS BASED ON AN AUDIT OF FINANCIAL STATEMENTS PERFORMED IN ACCORDANCE WITH GOVERNMENT AUDITING STANDARDS

The Honorable Brian P. Kemp, Governor of Georgia
and
Members of the General Assembly of the State of Georgia

We have audited the financial statements of the governmental activities, aggregate discretely presented component units, each major fund (except the unemployment compensation fund), and aggregate remaining fund information, and we were engaged to audit the business-type activities and unemployment compensation fund, of the State of Georgia (State) as of and for the year ended June 30, 2025, and the related notes to the financial statements, which collectively comprise the State's basic financial statements, and have issued our report thereon dated February 11, 2026. We conducted our audit in accordance with the auditing standards generally accepted in the United States of America (GAAS) and the standards applicable to financial audits contained in *Government Auditing Standards* issued by the Comptroller General of the United States.

Our report disclaims an opinion on the business-type activities and unemployment compensation fund. Because of the matter described in the "Basis for Disclaimer of Opinion" section of our Report on the Audit of the Financial Statements, we were not able to obtain sufficient appropriate audit evidence to provide a basis for an audit opinion on the business-type activities and unemployment compensation fund.

Our report includes a reference to other auditors who audited the financial statements of the State entities listed below, as described in our report on the State's basic financial statements.

Augusta University Foundation, Inc. and
Subsidiaries
Augusta University Real Estate Corporation
Augusta University Real Estate Foundation, Inc.
Augusta University Research Institute, Inc.
Employees' Retirement System of Georgia
Georgia Advanced Technology Ventures, Inc.
and Subsidiaries
Georgia Building Authority
Georgia Environmental Finance Authority
Georgia Gwinnett College Foundation, Inc.
Georgia Housing and Finance Authority
Georgia Lottery Corporation

Georgia Tech Athletic Association
Georgia Tech Facilities, Inc.
Georgia Tech Foundation, Inc.
Georgia Tech Research Corporation
Kennesaw State University Foundation, Inc.
Medical College of Georgia Foundation, Inc.
Middle Georgia State University Real Estate
Foundation, Inc. and Subsidiaries
Teachers Retirement System of Georgia
The University of Georgia Foundation
University of Georgia Athletic Association, Inc.
University of Georgia Research Foundation, Inc.
and Subsidiaries

Georgia Ports Authority	University of North Georgia Real Estate
Georgia Southern University Housing	Foundation, Inc. and Subsidiaries
Foundation, Inc. and Subsidiaries	UWG Real Estate Foundation, Inc.
Georgia State Financing and Investment Commission	University System of Georgia Foundation, Inc.
Georgia State University Athletic Association, Inc.	and Affiliates
Georgia State University Foundation, Inc.	VSU Auxiliary Services Real Estate Foundation, Inc.
Georgia State University Research Foundation, Inc.	

The other auditors audited the financial statements of the State entities listed below in accordance with GAAS but not in accordance with *Government Auditing Standards*, and accordingly, this report does not include reporting on internal control over financial reporting or instances of reportable noncompliance associated with those entities.

Augusta University Real Estate Corporation	Georgia Tech Foundation, Inc.
Augusta University Real Estate Foundation, Inc.	Kennesaw State University Foundation, Inc.
Georgia Advanced Technology Ventures, Inc.	Medical College of Georgia Foundation, Inc.
and Subsidiaries	Middle Georgia State University Real Estate
Georgia Gwinnett College Foundation, Inc.	Foundation, Inc. and Subsidiaries
Georgia Lottery Corporation	The University of Georgia Foundation
Georgia Southern University Housing	University of Georgia Athletic Association, Inc.
Foundation, Inc. and Subsidiaries	University of North Georgia Real Estate
Georgia State University Athletic Association, Inc.	Foundation, Inc. and Subsidiaries
Georgia State University Foundation, Inc.	UWG Real Estate Foundation, Inc.
Georgia Tech Athletic Association	VSU Auxiliary Services Real Estate Foundation, Inc.
Georgia Tech Facilities, Inc.	

This report includes our consideration of the results of the other auditors' testing of internal control over financial reporting and compliance and other matters that are reported on separately by those other auditors. However, this report, insofar as it relates to the results of the other auditors, is based solely on the reports of the other auditors.

Report on Internal Control over Financial Reporting

In planning and performing our audit of the financial statements, we considered the State's internal control over financial reporting (internal control) as a basis for designing audit procedures that are appropriate in the circumstances for the purpose of expressing our opinions on the basic financial statements, but not for the purpose of expressing an opinion on the effectiveness of the State's internal control. Accordingly, we do not express an opinion on the effectiveness of the State's internal control.

Our consideration of internal control was for the limited purpose described in the preceding paragraph and was not designed to identify all deficiencies in internal control that might be material weaknesses or significant deficiencies and therefore, material weaknesses or significant deficiencies may exist that were not identified. However, as described in the accompanying *Schedule of Findings and Questioned Costs*, we identified certain deficiencies in internal control that we consider to be material weaknesses and significant deficiencies.

A *deficiency in internal control* exists when the design or operation of a control does not allow management or employees, in the normal course of performing their assigned functions, to prevent, or detect and correct, misstatements on a timely basis. A *material weakness* is a deficiency, or a

combination of deficiencies, in internal control, such that there is a reasonable possibility that a material misstatement of the State's financial statements will not be prevented, or detected and corrected, on a timely basis. We consider the deficiencies described in the accompanying *Schedule of Findings and Questioned Costs* in findings 2025-001, 2025-003, 2025-004, 2025-005, 2025-006, 2025-010, and 2025-011 to be material weaknesses.

A *significant deficiency* is a deficiency, or a combination of deficiencies, in internal control that is less severe than a material weakness, yet important enough to merit attention by those charged with governance. We consider the deficiencies described in the accompanying *Schedule of Findings and Questioned Costs* in findings 2025-002, 2025-007, 2025-008, 2025-009, 2025-012, 2025-013, 2025-014, and 2025-015 to be significant deficiencies.

Report on Compliance and Other Matters

As part of obtaining reasonable assurance about whether the State's financial statements are free from material misstatement, we performed tests of its compliance with certain provisions of laws, regulations, contracts, and grant agreements, noncompliance with which could have a direct and material effect on the financial statements. However, providing an opinion on compliance with those provisions was not an objective of our audit, and accordingly, we do not express such an opinion. The results of our tests disclosed instances of noncompliance or other matters that are required to be reported under *Government Auditing Standards* and which are described in the accompanying *Schedule of Findings and Questioned Costs* in findings 2025-002, 2025-003, 2025-004, 2025-005, 2025-006, 2025-007, 2025-008, 2025-009, 2025-010, 2025-011, 2025-012, 2025-013, 2025-014, and 2025-015. Additionally, if the scope of our work had been sufficient to enable us to express an opinion on the business-type activities and unemployment compensation fund, other instances of noncompliance or other matters may have been identified and reported herein.

State's Response to Findings

Government Auditing Standards requires the auditor to perform limited procedures on the State's response to the findings identified in our audit and described in the accompanying *Schedule of Findings and Questioned Costs*. The State's response was not subjected to the other auditing procedures applied in the audit of the financial statements and, accordingly, we express no opinion on the response.

Purpose of this Report

The purpose of this report is solely to describe the scope of our testing of internal control and compliance and the results of that testing, and not to provide an opinion on the effectiveness of the State's internal control or on compliance. This report is an integral part of an audit performed in accordance with *Government Auditing Standards* in considering the State's internal control and compliance. Accordingly, this communication is not suitable for any other purpose.

Respectfully submitted,



Greg S. Griffin
State Auditor

February 11, 2026



**INDEPENDENT AUDITOR'S REPORT ON SCHEDULE OF EXPENDITURES OF FEDERAL AWARDS REQUIRED BY
THE UNIFORM GUIDANCE**

The Honorable Brian P. Kemp, Governor of Georgia
and
Members of the General Assembly of the State of Georgia

We have audited the financial statements of the governmental activities, aggregate discretely presented component units, each major fund (except the unemployment compensation fund), and aggregate remaining fund information, and we were engaged to audit the business-type activities and Unemployment Compensation Fund, of the State as of and for the year ended June 30, 2025, and the related notes to the financial statements, which collectively comprise the State's basic financial statements, and have issued our report thereon dated February 11, 2026.

We were engaged for the purpose of forming opinions on the financial statements that collectively comprise the State's basic financial statements. We have issued unmodified opinions for all opinion units, except for the business-type activities and unemployment compensation fund, on which we expressed no opinion.

As of the date of our audit report, the State's Department of Labor was unable to provide sufficient appropriate audit evidence to support the balances and financial activity of the unemployment compensation fund. Internal controls over the recording and reporting of receivables, revenue, unearned revenue, benefit expenses, and payables were not adequately designed or operating effectively. In addition, as of the date of our audit report, management was still in the process of determining the receivable and payable balances related to overpayments of certain unemployment insurance claims. The State's records do not permit us, nor is it practical to extend or apply other auditing procedures, to obtain sufficient appropriate audit evidence to conclude that the reported receivables, revenue, unearned revenue, benefit expenses, payables and related cash flows of the unemployment compensation fund were free from material misstatement. Accordingly, we cannot conclude whether the financial statements are materially accurate or whether adjustments should have been made to the related financial statement accounts.

The accompanying *Schedule of Expenditures of Federal Awards* is presented for purposes of additional analysis as required by the Uniform Guidance and is not a required part of the basic financial statements. Such information is the responsibility of management and was derived from and relates directly to the underlying accounting and other records used to prepare the basic financial statements. The information has been subjected to the auditing procedures applied by us and other auditors in the audit of the basic financial statements and certain additional procedures, including comparing and reconciling such information directly to the underlying accounting and other records used to prepare the basic financial statements or to the basic financial statements themselves, and other additional procedures in accordance with auditing standards generally accepted in the United States of America.

In our opinion, based on our audit, the procedures performed as described above, and the reports of the other auditors, except for the effect of the disclaimer referred to above, the *Schedule of Expenditures of Federal Awards* is fairly stated in all material respects in relation to the basic financial statements as a whole.

Respectfully submitted,

A handwritten signature in black ink, appearing to read "Greg S. Griffin". The signature is written in a cursive style with a horizontal line at the end.

Greg S. Griffin
State Auditor


March 24, 2026



Schedule of Findings and Questioned Costs

Financial Statement Findings

This section presents findings related to the financial statements, including any material weaknesses or significant deficiencies in internal control over financial reporting and noncompliance and other matters that are required to be reported in accordance with *Government Auditing Standards*. Financial statement findings are organized by State entity (entity number).



STATE OF GEORGIA
 SCHEDULE OF FINDINGS AND QUESTIONED COSTS
 FINANCIAL STATEMENT FINDINGS
 YEAR ENDED JUNE 30, 2025

**FINANCIAL STATEMENT FINDINGS REPORTED UNDER
 GOVERNMENT AUDITING STANDARDS**

TABLE OF CONTENTS

STATE¹ ENTITY	FINDING NUMBER AND TITLE	PAGE NUMBER
	Statewide	B-4
	2025-001 Strengthen Monitoring Controls over Presentation and Disclosure	
419	Department of Community Health.....	B-7
	2025-002 Continue to Strengthen Application Risk Management Program	
	2025-003 Improve Internal Controls over Cash Accounts	
	2025-004 Strengthen Accounting Controls Overall	
	2025-005 Improve Internal Controls over Accounts Receivable	
	2025-006 Strengthen General Ledger Budgetary Compliance Controls	
422	Office of the Governor.....	B-21
	2025-007 Improve Internal Controls over Reconciliation and Subsidiary Ledger Processes	
427	Department of Human Services	B-24
	2025-008 Improve Internal Controls over Cash and Clearing Accounts	
428	Department of Community Affairs.....	B-26
	2025-009 Improve Internal Controls over Year-End Reporting	
440	Department of Labor.....	B-28
	2025-010 Strengthen Accounting Controls Overall	
	2025-011 Improve Financial Management System	
474	Department of Revenue	B-35
	2025-012 Continue to Strengthen Logical Access Controls	
980	Georgia Technology Authority.....	B-38
	2025-013 Continue to Strengthen Controls over the Bank Reconciliation Process	
	2025-014 Improve Internal Controls over Right-to-Use Asset and Liability Reporting	
	2025-015 Inadequate Oversight of Information Technology Managed Services	

¹The entity number represents the control number that was assigned to each State entity.

STATE OF GEORGIA
SCHEDULE OF FINDINGS AND QUESTIONED COSTS
FINANCIAL STATEMENT FINDINGS
YEAR ENDED JUNE 30, 2025

STATEWIDE FINDING

2025-001 Strengthen Monitoring Controls over Presentation and Disclosure

Internal Control Impact: Material Weakness
Compliance Impact: None

Description:

The State Accounting Office should strengthen controls over financial reporting to ensure the proper presentation of the State's basic financial statements, including the note disclosures and required supplementary information.

Background Information:

The State of Georgia's *Annual Comprehensive Financial Report* (ACFR) is the official annual financial report that presents the State's primary government and its component units' financial position and results of operations in accordance with accounting principles generally accepted in the United States of America (GAAP) applicable to governments as prescribed by the Governmental Accounting Standards Board (GASB). The ACFR is relied upon by investors, creditors, grantors (including the federal government), bond rating agencies, citizens, elected officials, and State management.

Preparation of the ACFR requires the State Accounting Office (SAO) to consolidate financial information received from numerous state agencies, authorities, commissions, and component units. To support this process, the SAO utilizes year-end financial reporting forms and cloud-based reporting and collaboration platforms to collect, manage, and consolidate financial data, as well as to prepare and compile the ACFR manuscript for publication.

Criteria:

The SAO is responsible for establishing and maintaining a system of internal controls over the compilation of data during preparation of financial statements in accordance with GAAP. The operation of the SAO's controls should allow management or employees, in the normal course of performing their assigned functions, to prevent, or detect and correct, misstatements of the financial statements in a timely manner.

Condition:

Our audit of the State's financial statements, including the note disclosures and required supplementary information, revealed that management's financial statement preparation and review controls did not consistently operate effectively to detect all material errors in presentation and disclosure prior to submission for audit. As a result, the State's financial statements, note disclosures, required supplementary information, and statistical schedules initially contained various misstatements requiring audit adjustment and reclassification. Some of the more significant items found were as follows:

- Misclassification of tax revenues by tax type totaling \$400,650,422 within Governmental Activities and operating revenues totaling \$160,993,106 within the Higher Education Fund, suggesting that review controls over consolidation journal entries should be enhanced.

STATE OF GEORGIA
SCHEDULE OF FINDINGS AND QUESTIONED COSTS
FINANCIAL STATEMENT FINDINGS
YEAR ENDED JUNE 30, 2025

- Misclassification of restricted assets associated with discretely presented component units totaling \$536,505,437, indicating that review controls over consolidation mapping and financial statement presentation did not operate at the intended level of precision.
- Transposition on the Reconciliation of Fund Balances to the Statement of Net Position of deferred inflows and deferred outflows related to pensions and Other Post-Employment Benefits (OPEB) totaling over \$2.4 billion, which suggests that review controls over reconciliation schedules should be strengthened.
- Linking errors within the financial reporting platform affecting bonds payable, interest payable, cash-flow balances, and required supplementary information schedules, indicating controls to ensure that linkages, including those associated with the roll-forward process, should be enhanced.
- Misstatements in note disclosures, required supplementary information, and statistical schedules, including interest-rate risk tables and covered payroll amounts, highlighting opportunities to improve disclosure review controls.

Cause:

The SAO's controls over financial statement preparation and disclosure were not operating consistently at a level of precision sufficient to detect material misstatements. Specifically, review controls over consolidation entries, financial-statement linkages, note disclosures, and required supplementary information were not consistently performed with documented evidence of review. In addition, in some cases, key controls relied heavily on manual compilation processes and system-generated links without review to verify accuracy of reporting.

Effect:

Before the identified significant misstatements were corrected, the State's financial statements and related information included inaccuracies that required adjustment to ensure accurate reporting. Deficiencies in the financial statement review process increase the risk that material misstatements and misclassifications may not be identified and corrected in a timely manner, potentially affecting the presentation of the State's ACFR.

Recommendation:

The SAO should strengthen its financial statement preparation and review process by focusing on implementing preventative controls for areas that are highly manual in nature and more susceptible to the risk of a material misstatement. Where preventative controls are not cost effective, the SAO should implement additional and/or strengthen existing detective controls to ensure timely identification and correction of errors. Additionally, the SAO should ensure all of its designed controls are consistently performed and adequately documented.

Views of Responsible Officials:

We concur with this finding. The State is implementing a new ERP system. Related to this effort, the State Accounting Office is currently utilizing 2 different software's to prepare the ACFR and is in the process of phasing out one of the softwares. The SAO is also automating many of its processes in the software that will be used after the ERP implementation. However, because the process of preparing the ACFR is very complex, there are many areas to review as the ACFR compilation process is refined.

STATE OF GEORGIA
SCHEDULE OF FINDINGS AND QUESTIONED COSTS
FINANCIAL STATEMENT FINDINGS
YEAR ENDED JUNE 30, 2025

The SAO acknowledges that it should strengthen review procedures. In FY2025, many of the experienced staff in the financial reporting group were involved in the ERP implementation and the automating of these ACFR solutions, which impacted their availability to perform more detailed reviews.

However, the process of compiling and preparing the ACFR continues to be a very manual process with a significant amount of data/transactions and is therefore susceptible to misstatements and misclassifications.

STATE OF GEORGIA
SCHEDULE OF FINDINGS AND QUESTIONED COSTS
FINANCIAL STATEMENT FINDINGS
YEAR ENDED JUNE 30, 2025

STATE ENTITY: DEPARTMENT OF COMMUNITY HEALTH

2025-002 Continue to Strengthen Application Risk Management Program

Internal Control Impact:	Significant Deficiency
Compliance Impact:	Nonmaterial Noncompliance
Repeat of Prior Year Findings:	2024-001, 2023-003, 2022-003, 2021-003, 2020-004, 2019-006, 2018-006

Description:

The Department of Community Health should continue to strengthen controls over its application risk management program.

Background Information:

The Department of Community Health (DCH) relies extensively on automated data processing controls contained within computer systems and business processes of various third-party vendors to process payment claims for the Medicaid program and the Children’s Health Insurance Program (CHIP). Internal controls over services provided by vendors and their related computer systems and business processes are essential for ensuring the security, confidentiality, availability, reliability, and integrity of Medicaid and CHIP payment data.

As part of our fiscal year 2025 audit, we followed up on the DCH’s efforts to implement corrective action plans in response to the prior year finding in which we reported the DCH did not have adequate controls in place over its application risk management program related to the claims and payment processing of Medicaid benefits. Although the DCH has not fully implemented all its corrective action plans, we noted that ongoing efforts are being made.

Criteria:

Pursuant to the *Official Code of Georgia Annotated* (OCGA) §50-25-4(a)(20), the Georgia Technology Authority (GTA) is to establish technology security policies, standards, and services to be used by all agencies. The DCH is responsible for establishing and maintaining an information technology (IT) risk management program as required by the following GTA policies and standards related to assessing and managing IT risks:

- Information Security – Risk Management Policy (PS-08-031) – Each agency shall institute an organization-wide risk management approach to information security that assesses the risks (including the magnitude of harm that could result from the unauthorized access, use, disclosure, disruption, modification, or destruction) to information and systems.
- Risk Management Framework Standard (SS-08-041) – To adopt and implement a risk-based approach to information security and shall use the National Institute of Standards and Technology (NIST) risk management framework.
- Security Controls Review and Assessment Policy (PS-08-029.02) – To establish requirements for agencies to assess security controls for IT systems.

STATE OF GEORGIA
SCHEDULE OF FINDINGS AND QUESTIONED COSTS
FINANCIAL STATEMENT FINDINGS
YEAR ENDED JUNE 30, 2025

- Outsourced IT Services and Third-Party Interconnections Standard (SS-08-044) – To establish requirements for agencies to ensure adherence to established security requirements by third-party IT service providers and/or interconnections and incorporate these provisions into service-level agreements.
- Information Security Controls Policy (PS-17-001) – To improve how security controls are managed within the State’s shared-service environment and third-party service providers.
- Information Security Controls Standard (SS-17-001) – Agencies, Service Providers, and Integrators operating in a shared-service environment are responsible for ensuring that applicable NIST 800-53 security controls are implemented and operated effectively.

Additionally, as a recipient of federal awards, the DCH is required to establish, document, and maintain effective internal control over federal awards that provides reasonable assurance of managing the federal awards in compliance with federal statutes, regulations, and the terms and conditions of the federal awards pursuant to Title 2 U.S. *Code of Federal Regulations* (CFR) Part 200, *Uniform Administrative Requirements, Cost Principles, and Audit Requirements for Federal Awards* (Uniform Guidance), Section 200.303 – Internal Controls.

Further, the DCH is required to conduct periodic risk analysis to ensure that appropriate, cost-effective safeguards are incorporated into new and existing systems when significant system changes occur. The DCH is also responsible for establishing and maintaining a system security plan and performing biennial system reviews involved in the administration of U.S. Department of Health and Human Services programs in accordance with Title 45 CFR section 95.621(f) .

An effective risk management program should also include elements listed below in order to reduce the risk of error, misuse, or fraud:

- Policies and procedures designed to address security of the physical location of resources, equipment, software and data, telecommunications, and personnel;
- Disaster recovery and business contingency plans;
- Emergency preparedness; and
- Review and monitoring of complimentary user entity controls as defined by service organizations.

Condition:

Our review of the DCH’s risk management program related to automated data processing systems revealed the deficiencies described below.

Risk Analysis:

We noted risks were assessed for the Medicaid Management Information System (MMIS); however, a formal risk analysis process had not yet been established and did not include all data processing systems for the Medicaid and CHIP programs.

STATE OF GEORGIA
SCHEDULE OF FINDINGS AND QUESTIONED COSTS
FINANCIAL STATEMENT FINDINGS
YEAR ENDED JUNE 30, 2025

System Security Reviews (SSRs):

While the DCH stated that System and Organizational Controls (SOC) Type II reports and the related complementary user entity controls (CUECs) were obtained and reviewed on an annual basis, there was no documented evidence that these reviews were taking place. In addition, we noted that assessments to determine whether controls were in place, operating effectively, and successfully mitigating the DCH's risks were not being performed.

Cause:

The DCH did not have sufficient resources needed in order to address all noted deficiencies within the current fiscal year.

Effect:

The lack of a formal IT risk management program resulted in noncompliance with the applicable state and federal requirements and exposes the DCH to unnecessary risk of error, misuse, fraud, or loss of data from both internal and external forces which could impact the integrity and reliability of data used for the claims and payment processing of Medicaid and CHIP benefits.

Recommendation:

The DCH should continue to develop and implement a formal risk management program to allow management to gain reasonable assurance that the DCH will achieve its agency and program objectives and comply with operational, financial reporting, and compliance requirements. An effective risk management program should, at a minimum, address risk analysis and SSR's.

The DCH should also review and assess SOC reports and the CUECs expected to be in place at the DCH and develop a process for tracking the results of these reviews.

Views of Responsible Officials:

The Department of Community Health (DCH) concurs with the finding and recognizes the need to further strengthen and formalize elements of its enterprise application risk management and System Security Review (SSR) processes. While progress has been made in FY25, DCH acknowledges gaps in documented SSRs and in evidence of SOC report review and complementary user entity control (CUEC) validation. DCH remains committed to addressing these deficiencies through a structured, risk-based, and auditable approach.

STATE OF GEORGIA
SCHEDULE OF FINDINGS AND QUESTIONED COSTS
FINANCIAL STATEMENT FINDINGS
YEAR ENDED JUNE 30, 2025

STATE ENTITY: DEPARTMENT OF COMMUNITY HEALTH (*continued*)

2025-003 Improve Internal Controls over Cash Accounts

Internal Control Impact:	Material Weakness
Compliance Impact:	Material Noncompliance
Repeat of Prior Year Finding:	2024-002

Description:

The Department of Community Health should improve internal controls over cash account operations.

Background Information:

The Department of Community Health (DCH) is responsible for the administration and monitoring of the State of Georgia’s health care programs, including Medicaid, PeachCare for Kids, and the State Health Benefit Plan (SHBP). In administering these programs, the DCH is responsible for managing centralized bank accounts and documenting internal controls over these bank accounts. The design and operation of the DCH’s internal controls over cash accounts should ensure compliance with applicable statewide policies and the accurate and complete reporting of cash balances in its financial statements.

Criteria:

Pursuant to the *Official Code of Georgia Annotated (OCGA) §50-5B-3*, the State Accounting Office (SAO) is to prescribe state-wide accounting policies, procedures, and practices and has developed the Statewide Accounting Policy Manual and Statewide Business Process Policies and Procedures to accomplish this directive. The DCH management is responsible for establishing and maintaining a system of internal controls designed to provide reasonable assurance of accurate financial reporting and compliance with applicable laws and regulations, as well as statewide policies and procedures, including the Bank Reconciliation Policy reflected within the Statewide Business Process Policies and Procedures. The Bank Reconciliation Policy states, “It is the responsibility of each organization to reconcile all of their bank [accounts] at least monthly, and within 30 days upon receipt of the bank statement... Bank reconciliations should clearly show the balances being reconciled, including the details (and subsequent resolution) of all reconciling items.”

Condition:

Auditors tested 13 November 2024 bank reconciliations, covering 32 bank accounts, five January 2025 bank reconciliations, covering 16 bank accounts, 13 March 2025 bank reconciliations, covering 32 bank accounts, and 17 June 2025 bank reconciliations, covering 45 bank accounts for testing. Reconciliations were selected for review by the auditors to determine if they were performed in a timely manner, reconciling items were resolved appropriately, and activity was recorded appropriately on the general ledger. The following deficiencies were identified:

- Three post-closing adjustments totaling \$128,517,313 were made to present cash balances on the financial statements.

STATE OF GEORGIA
SCHEDULE OF FINDINGS AND QUESTIONED COSTS
FINANCIAL STATEMENT FINDINGS
YEAR ENDED JUNE 30, 2025

- Untimely reconciliations were performed for 18 of 48 bank reconciliations tested as they were not prepared and reviewed within 30 days of receipt of the bank statement.
- Auditors noted significant, long-standing reconciling items, including items dating back as far as fiscal year 2019.
- Cash and accounts payable were understated by \$476,465,252 due to the improper classification of electronic funds transfers initiated after year end. An audit adjustment was proposed and accepted by management to correct the error.

Cause:

The DCH's failure to maintain accurate cash accounts and produce timely bank reconciliations can be attributed to a lack of proper internal controls and oversight over the bank reconciliation process and general ledger maintenance. In addition, noncompliance with applicable SAO policies and procedures contributed to the deficiencies identified. Further, the DCH relies heavily on manual adjustments within the general ledger rather than utilizing system functionality to track balance sheet activity.

Effect:

Due to ineffective reconciliation processes, there is an increased risk of financial misstatement, fraud, and the possible misappropriation of the DCH's assets. The DCH's reliance on manual processes increases the risk of reporting errors and omissions. These issues also led to unreliable financial reporting, requiring significant PCAs to produce materially correct financial statements.

Recommendation:

The DCH should dedicate time and resources to identify and eliminate long-outstanding reconciling items. The DCH management should also improve the bank reconciliation process by allocating well-trained staff to ensure reconciliations are prepared and reviewed timely within the 30-day requirement. In addition, the DCH should reduce their reliance on manual adjustments and enhance system functionality to track balance sheet activity throughout the year and require sufficient documentation for any adjustments.

Views of Responsible Officials:

DCH concurs with this finding. As the prior year clean-up has substantially been completed, we anticipate that there will not be future prior year reconciling items and that the number of items will continue to decrease as the year progresses, allowing for more timely reconciliations.

STATE OF GEORGIA
SCHEDULE OF FINDINGS AND QUESTIONED COSTS
FINANCIAL STATEMENT FINDINGS
YEAR ENDED JUNE 30, 2025

STATE ENTITY: DEPARTMENT OF COMMUNITY HEALTH (*continued*)

2025-004 Strengthen Accounting Controls Overall

Internal Control Impact:	Material Weakness
Compliance Impact:	Material Noncompliance
Repeat of Prior Year Findings:	2024-003, 2023-002, 2022-002

Description:

The Department of Community Health should strengthen internal controls over accounting and financial reporting processes and procedures to ensure the accuracy of the information it prepares for the State's financial statements and note disclosures.

Background Information:

The Department of Community Health (DCH) is responsible for the administration and monitoring of the State of Georgia's health care programs, including Medicaid, PeachCare for Kids, and the State Health Benefit Plan (SHBP). The DCH's accounting office is responsible for the DCH's financial reporting, including the accurate and timely entry and approval of financial transactions.

State organizations provide information to the State Accounting Office (SAO) to permit the proper accounting and reporting of financial information in the State's *Annual Comprehensive Financial Report* (ACFR) and *Schedule of Expenditures of Federal Awards* (SEFA). The SAO has created several financial reporting forms to facilitate this process. State agencies, including the DCH, complete and submit the forms to the SAO as part of the annual reporting process. The DCH also prepares financial statements that are provided to the SAO for inclusion in the ACFR.

Criteria:

Pursuant to the *Official Code of Georgia Annotated* (OCGA) §50-5B-3, the State Accounting Office (SAO) is to prescribe state-wide accounting policies, procedures, and practices and has developed the Statewide Accounting Policy Manual and Statewide Business Process Policies and Procedures to accomplish this directive. OCGA §50-5B-4(b), then, requires that all organizations of the state government and all officers, agents, and employees thereof shall conform to and comply with the rules, regulations, policies, procedures, and forms devised, promulgated, and installed by the state accounting officer. Therefore, the DCH management is responsible for following these statewide policies and establishing and maintaining a system of controls over financial reporting in accordance with generally accepted accounting principles (GAAP) and compliance with applicable status and regulations. The design and operation of the DCH's controls should allow management or employees, in the normal course of performing their assigned functions, to prevent, or detect and correct, misstatements of the financial statements in a timely manner. Further, the control structure should enable the DCH to provide accurate and timely information to be reported in the State's ACFR.

In addition, general ledger maintenance is crucial for accurate financial record-keeping. The DCH management is responsible for general ledger maintenance to ensure that financial transactions are recorded in a timely manner, to reconcile accounts regularly and to generate reliable financial statements. This ensures transparency, compliance with regulations, and

STATE OF GEORGIA
SCHEDULE OF FINDINGS AND QUESTIONED COSTS
FINANCIAL STATEMENT FINDINGS
YEAR ENDED JUNE 30, 2025

facilitates effective decision-making by providing a clear overview of the agency's financial health.

Condition:

Our testing revealed several internal control issues with the reliability of the data reported on the general ledger. Some of the more significant items found were as follows:

- In addition to standard adjustments required for financial statement preparation purposes, 14 post-closing adjustments (PCAs) were recorded to adjust account balances and correct general ledger errors.
- A review of PCAs revealed that five were not supported with adequate documentation, five were recorded in the incorrect account, one was not recorded in the correct period, and four were not recorded for the accurate amount based upon review of underlying documentation.
- Our testing of expenditures identified four transactions totaling \$125,140 that related to goods received and services rendered in fiscal years 2023 and 2024 but were improperly recorded in fiscal year 2025.
- Our testing revealed that two stale and invalid accounts payable items totaling \$(2,013,958) dated back to 2007 and remained recorded on the general ledger. An audit adjustment was proposed and accepted by management to correct this misstatement.
- Our testing of accounts payable and benefits payable items revealed 27 payables totaling \$31,692,613 that were duplicated in both accounts. An audit adjustment was proposed and accepted by management to correct this error.
- In testing subsequent period expenditures, two items totaling \$197,364 were identified as being recorded in the incorrect fiscal year while the expenditures should have been recorded in fiscal year 2025.
- Upon testing manual journal entries made during the fiscal year, it was noted that 14 were not adequately supported and two did reflect evidence of review and approval prior to posting. Additionally, 11 entries were subsequently reversed to properly report cash and cash equivalents.

Cause:

The DCH's failure to maintain an accurate general ledger can be attributed to a lack of proper internal controls and oversight over various account balances. In addition, noncompliance with applicable SAO policies and procedures contributed to the deficiencies identified. Further, there is an overreliance on manual, year-end adjustments rather than utilizing system functionality to track balance sheet activity.

Effect:

The issues over the general ledger maintenance make the financial statement preparation process more difficult and increase the risk of inaccurate financial reporting. The DCH's reliance on manual processes increases the risk of reporting errors and omissions. The condition of the entity's records is such that the general ledger cannot be relied upon as an accurate or complete

STATE OF GEORGIA
SCHEDULE OF FINDINGS AND QUESTIONED COSTS
FINANCIAL STATEMENT FINDINGS
YEAR ENDED JUNE 30, 2025

representation of financial activity. As a result, financial reporting and decision-making may be compromised due to the lack of reliable data. Further, the need for numerous adjusting entries to correct errors after year-end close affects the timeliness of reporting by SAO.

Recommendation:

The DCH should strengthen controls over its general ledger maintenance by incorporating regular reviews and reconciliations, including monthly or quarterly analyses to identify and correct errors before year-end. Strong internal controls over the general ledger and financial reporting should diminish the need for numerous PCAs to correct accounting records at year-end and help ensure that the DCH's financial submissions are correct and accurately represent its operations to meet the State's financial reporting needs. In addition, we recommend that the DCH allocate resources to research and resolve outdated general ledger activity. Improving internal controls and adopting proactive financial management practices will reduce errors, enhance reporting accuracy, and ensure compliance with statewide accounting policies.

Views of Responsible Officials:

We concur with this finding. DCH generally agrees with the finding; however, DCH maintains that the Post-Closing Adjustments (PCAs) mentioned in the finding were adequately supported through pivots of the Trial Balance (TB). The PCAs mentioned spanned multiple decades as they were part of prior year clean-up efforts. Due to system limitations, detailed General Ledger (GL076) data was not available for the entirety of the clean-up period. No differences between the GL and TB totals were noted; therefore, the concern relates to the level of detail in the supporting documentation rather than the validity of the recorded balances.

For the prior year expenditures recorded in fiscal year 2025, one was the result of an invoice that was not submitted due to program personnel turnover. Once received, the invoice was processed using the proper Budget Reference Year. Payment could not have occurred prior to receipt of the invoices, and once presented, it was processed accordingly.

Auditor's Concluding Remarks:

Given the information reflected above, we reaffirm our finding and will review the status of the finding during our next audit.

STATE OF GEORGIA
SCHEDULE OF FINDINGS AND QUESTIONED COSTS
FINANCIAL STATEMENT FINDINGS
YEAR ENDED JUNE 30, 2025

STATE ENTITY: DEPARTMENT OF COMMUNITY HEALTH (*continued*)

2025-005 Improve Internal Controls over Accounts Receivable

Internal Control Impact:	Material Weakness
Compliance Impact:	Material Noncompliance
Repeat of Prior Year Finding:	2024-004

Description:

The Georgia Department of Community Health should improve internal controls over accounts receivable and revenue accounts.

Background Information:

The Department of Community Health (DCH) is responsible for the administration and monitoring of the State of Georgia's health care programs, including Medicaid, PeachCare for Kids, and the State Health Benefit Plan (SHBP). In delivering these services, the DCH is tasked with managing accounts receivable and revenues in accordance with State policy. In addition, the DCH is responsible for documenting internal controls over these accounts. The design and operation of the DCH's internal controls over accounts receivable and revenue should ensure compliance with applicable statewide policies and the accurate and complete reporting of account balances in its financial statements.

Criteria:

Pursuant to the *Official Code of Georgia Annotated* (OCGA) §50-5B-3, the State Accounting Office (SAO) is to prescribe state-wide accounting policies, procedures, and practices and has developed the Statewide Accounting Policy Manual and Statewide Business Process Policies and Procedures to accomplish this directive. In addition, OCGA §50-5B-4(b) requires that all organizations of the state government and all officers, agents, and employees thereof shall conform to and comply with the rules, regulations, policies, procedures, and forms devised, promulgated, and installed by the state accounting officer. The DCH management is responsible for establishing and maintaining a system of internal controls designed to provide reasonable assurance of accurate financial reporting and compliance with applicable laws and regulations, as well as statewide policies and procedures, including the following prescribed by the SAO:

- **Business Process Policies and Procedures: Accounts Receivable Management - Identifying and Managing Accounts Receivable and Other Amounts Due to the State Policy –** State organizations must maintain a diligent program for managing debts owed to the State and should be aware of and have processes in place to keep track of amounts due to the State. A debt to the State should be linked to a specific debtor and supported by documentation identifying the name of the debtor, the amount of the debt, the nature of the debt, and the date the debt is due. In addition, State organizations should perform periodic reconciliation of accounts receivable sub ledger (detail) to the corresponding balances in the general ledger at least quarterly and maintain documentation of these reconciliations on-file for at least three years.
- **Accounting Policy Manual: Documentation Requirements Policy –** Effective internal controls require the proper documentation and support of transactions. Documentation must be complete and accurate and must allow a transaction to be traced from the source

STATE OF GEORGIA
SCHEDULE OF FINDINGS AND QUESTIONED COSTS
FINANCIAL STATEMENT FINDINGS
YEAR ENDED JUNE 30, 2025

documentation, through its processing, to the financial reports. All documentation should be readily available for examination.

Condition:

During our fiscal year 2025 audit, we identified deficiencies in internal controls relating to accounts receivable and revenue. The specific issues that we found are as follows:

- The DCH has not documented formal internal control processes over accounts receivable and revenue accounts.
- The DCH compared balances reflected in the accounts receivable subsidiary ledger to the general ledger on a quarterly basis but did not complete the full reconciliation process by identifying and resolving variances promptly.
- In attempting to correct an auditor-identified error associated with the accounts receivable reconciliation, a post-closing adjustment was recorded and caused accounts receivable to be understated by \$110,978,085.
- Invalid accounts receivable totaling \$45,755,419 was recorded on the financial statements for reimbursable expenses associated with the incorrect period. This error resulted in additional misstatements, including the overstatement of accounts payable by \$70,750,355, the understatement of beginning net position by \$21,955,316, the overstatement of revenue by \$4,753,579, and the overstatement of expense by \$7,793,199.
- Accounts receivable was likely understated by \$231,638,093 because Nursing Home Provider Fees and Hospital Provider Fees were not adequately tracked for inclusion on the financial statements and uncollected balances from fiscal years 2020 through 2025 were not appropriately recorded.
- In the prior fiscal year, accounts receivable was understated by \$140,181,718, suggesting possible unrecorded revenue or misclassification, and the related offsetting account(s) could not be identified during that engagement. Although no understatement of current-year accounts receivable or revenue associated with this issue was identified, auditors were unable to determine or substantiate whether the prior-year understatement had been corrected based upon review of multiple general ledger adjustments posted by the DCH to prepare the fiscal year 2025 financial statements
- During our testing of accounts receivable, we noted \$925,247 of stale, invalid receivables that were not appropriately supported by underlying documentation.

Cause:

The DCH's failure to maintain accurate receivable accounts and to adequately perform reconciliations can be attributed to a lack of proper internal controls and oversight over the receivable balances. In addition, noncompliance with applicable SAO policies and procedures contributed to the deficiencies identified. Further, the DCH relies heavily on manual

STATE OF GEORGIA
SCHEDULE OF FINDINGS AND QUESTIONED COSTS
FINANCIAL STATEMENT FINDINGS
YEAR ENDED JUNE 30, 2025

adjustments within the general ledger rather than utilizing subsidiary modules within the accounting system to track balance sheet activity.

Effect:

The internal control deficiencies identified in the accounts receivable and revenue processes make financial statement preparation more difficult and increase the risk of inaccurate financial reporting. Additionally, the absence of an effective accounts receivable reconciliation process increases the risk of misstatement and the possible misappropriation of the DCH's assets.

Recommendation:

We recommend that the DCH:

- Review SAO accounting policies and design and implement policies and procedures to ensure stronger controls over the documentation of accounts receivable and revenue balances;
- Establish procedures to calculate and record accounts receivable amounts. For federal receivables based on expenditures, ensure that the amounts are clearly supported by specific corresponding reimbursable expenditure records and allow for the reconciliation to specific amounts claimed from vendors and federal award drawdowns;
- In performing quarterly reconciliations of receivable balances, establish a timeframe to resolve variances between the general ledger and subsidiary modules; and
- Review current accounts receivable balances for accuracy and collectability and take corrective actions as necessary to address identified discrepancies.

Views of Responsible Officials:

We concur with this finding. DCH generally agrees with the finding, but disagrees with the following portions of the finding:

- Nursing Home Provider Fees (NHPF) and Hospital Provider Fees (HPF) have not historically been included in Accounts Receivable (AR) as these amounts are considered uncollectible and would be recorded in the Allowance for Doubtful Accounts (ADA). As a result, this would not affect the overall Receivable balance.
- The prior year understatement was addressed through the clean-up efforts which were completed for fiscal year 2025's statements. DCH's Receivable balance matches the Accounts Receivable reconciliation including the uncorrected misstatement, which is evidence that the prior year understatement was rectified in fiscal year 2025.

Auditor's Concluding Remarks:

Management did not provide support for the classification of NHPF and HPF balances as uncollectible or for the resolution of the related unidentified offsetting account(s) for the prior-year misstatement. As a result, the audit team was unable to conclude that the related balances were fairly stated. Given the information reflected above, we reaffirm our finding and will review the status of the finding during our next audit.

STATE OF GEORGIA
SCHEDULE OF FINDINGS AND QUESTIONED COSTS
FINANCIAL STATEMENT FINDINGS
YEAR ENDED JUNE 30, 2025

STATE ENTITY: DEPARTMENT OF COMMUNITY HEALTH (*continued*)

2025-006 Strengthen General Ledger Budgetary Compliance Controls

Internal Control Impact:	Material Weakness
Compliance Impact:	Material Noncompliance

Description:

The Department of Community Health should strengthen internal controls over accounting and financial reporting processes and procedures to ensure compliance with the legal level of budgetary control as prescribed by the Appropriations Act.

Background Information:

The Department of Community Health (DCH) is responsible for the administration and monitoring of the State of Georgia’s health care programs, including Medicaid, PeachCare for Kids, and the State Health Benefit Plan (SHBP). In delivering the services, the DCH’s accounting office is responsible for the DCH’s financial reporting, including the accurate and timely entry and approval of financial transactions.

The State of Georgia General Assembly annually ratifies the Appropriations Act, which “authorizes the expenditure of state money” and establishes the legal budgetary control requirements in accordance with *Official Code of Georgia Annotated* (OCGA) §45-12-71(3). State organizations submit financial reporting information to the State Accounting Office which is used to compile the State’s *Budgetary Compliance Report* (BCR).

Criteria:

The DCH management is responsible for establishing and maintaining a system of internal controls designed to provide reasonable assurance of compliance with the legal level of budgetary control. The 2025 Amended Appropriations Bill defines the legal level of control for State Funds as “the most specific level of detail associated with the statement of Program Name and Program Purpose” and for Federal Funds and of Other Funds as “the broadest or summary level of detail associated with the statement of Program Name and Program Purpose.” For DCH, this level of control is defined by program and funding source.

Condition:

During fiscal year 2025, the DCH completed a multi-year general ledger clean-up project to correct various unsupported balance sheet accounts, including but not limited to accounts receivable, accounts payable, clearing accounts and unearned revenue, that had accumulated in prior years. The DCH recorded 57 correcting journal entries without sufficient documentation to determine the appropriate program and funding source allocation required for budgetary compliance reporting. As a result, the entries were recorded using incomplete or unsupported allocation methods rather than being recorded at the proper program and funding source level.

Because these entries were not recorded at the legal level of budgetary control, the DCH could not substantiate the accuracy of year-end fund balances by program and funding source.

Cause:

Unsupported account balances accumulated over several years due to inadequate reconciliation and documentation practices in prior years. During the fiscal year-end closeout process,

STATE OF GEORGIA
SCHEDULE OF FINDINGS AND QUESTIONED COSTS
FINANCIAL STATEMENT FINDINGS
YEAR ENDED JUNE 30, 2025

management did not have sufficient time or documentation to research the originating transactions for all correcting entries. In addition, the DCH lacked formal procedures requiring:

- Documented research supporting correcting journal entries,
- Supervisory review verifying allocation to program and funding source, and
- Reconciliation of general ledger balances to budgetary reporting at the legal level of control.

These control deficiencies resulted in correcting entries being recorded without maintaining required budgetary classifications.

Effect:

The unsupported journal entries resulted in approximately \$346 million in adjustments to net position with related misclassification of fund balance between categories in the State's Annual Financial Report.

More significantly, the DCH could not demonstrate compliance with the legal level of budgetary control required by the Appropriations Act. Because the entries were not supported at the program and funding source level:

- Year-end fund balances by program and funding source could not be validated.
- Surplus and deficit amounts by program and funding source could not be reliably determined.
- Excess funds in one program may have been used to offset deficits in another program, which is not permitted under state budgetary requirements.
- The surplus amount reported to the State Treasury cannot be substantiated as complete or accurate.

As a result, the DCH's Budgetary Compliance Report information may not be reliable for legislative oversight, financial planning, or decision-making.

Recommendation:

The DCH should record correcting entries for the affected balances at the appropriate program and funding source so the State can determine the proper classification of year-end fund balances, and surplus amounts.

To prevent recurrence, the DCH should strengthen controls over its journal entry processes and budgetary reporting by:

- Performing monthly reconciliation between general ledger balances and budgetary reports at the legal level of control
- Performing monthly reconciliation between general ledger balances and subledger detail.

STATE OF GEORGIA
SCHEDULE OF FINDINGS AND QUESTIONED COSTS
FINANCIAL STATEMENT FINDINGS
YEAR ENDED JUNE 30, 2025

- Requiring supervisory review and approval before posting journal entries to verify proper allocation to program and funding source, with this review documented as part of the entry support.
- Providing accounting staff training on budgetary compliance requirements to ensure they understand that both financial statement accuracy and proper budget tracking must be maintained

These actions will reduce the likelihood of similar errors, improve the reliability of budgetary compliance reporting and help ensure compliance with the Appropriations Act.

Views of Responsible Officials:

We concur with this finding. DCH generally agrees with the finding but would like to mention a few points:

- DCH maintains that the journal entries mentioned in the finding, which spanned multiple decades, were adequately supported through pivots of the Trial Balance (TB). Due to system limitations, complete General Ledger (GLO76) reports were not available for the entire historical clean-up period; however, no discrepancies were identified between General Ledger and Trial Balance totals. Accordingly, the issue pertains to the level and format of retained supporting documentation, not the accuracy or validity of the balances.
- The cumulative impact of the prior-year clean-up resulted in a net expense recorded in the current fiscal year. Any matters noted in the Budgetary Compliance Report (BCR) relate solely to this prior-year clean-up activity and do not reflect current-year operations.
- Had all uncorrected misstatements been adjusted, the aggregate amount of the prior year clean-up would have been approximately \$206 million.

Auditor's Concluding Remarks:

Given the information reflected above, we reaffirm our finding and will review the status of the finding during our next audit.

STATE OF GEORGIA
SCHEDULE OF FINDINGS AND QUESTIONED COSTS
FINANCIAL STATEMENT FINDINGS
YEAR ENDED JUNE 30, 2025

STATE ENTITY: OFFICE OF THE GOVERNOR

2025-007 Improve Internal Controls over Reconciliation and Subsidiary Ledger Processes

Internal Control Impact: Significant Deficiency
Compliance Impact: Nonmaterial Noncompliance

Description:

The Governor’s Office of Planning and Budget should strengthen internal controls over bank reconciliations and the monitoring of accounts payable and accounts receivable to ensure the accuracy and completeness of financial reporting.

Background Information:

The Governor’s Office of Planning and Budget (OPB) is responsible for maintaining accurate accounting records and ensuring compliance with statewide financial policies. As part of this responsibility, management must establish and maintain a system of internal controls that provides reasonable assurance that financial transactions are properly recorded and reported. This includes performing timely reconciliations of cash, accounts payable, and accounts receivable balances to the general ledger to support reliable financial reporting.

Criteria:

Pursuant to the *Official Code of Georgia Annotated* (OCGA.) §50-5B-3, the State Accounting Office (SAO) is to prescribe state-wide accounting policies, procedures, and practices and has developed the Statewide Accounting Policy Manual and Statewide Business Process Policies and Procedures to accomplish this directive. In addition, OCGA §50-5B-4(b) states that “all organizations of the state government and all officers, agents, and employees thereof shall conform to and comply with the rules, regulations, policies, procedures, and forms devised, promulgated, and installed by the state accounting officer.” The OPB’s management is responsible for following these statewide policies and procedures, including the following prescribed by the SAO:

- **Business Process Policies and Procedures: Bank Reconciliation Policy** – It is the responsibility of each organization to reconcile all of their bank [accounts] at least monthly, and within 30 days upon receipt of the bank statement... Bank reconciliations should clearly show the balances being reconciled, including the details (and subsequent resolution) of all reconciling items.
- **Business Process Policies and Procedures: Remittance Process for Outstanding and Unclaimed Checks Policy** – Organizations are responsible for performing certain remittance procedures relating to outstanding checks. Unpaid wages (i.e., unclaimed payroll checks) should be remitted to the Department of Revenue one year after the amounts become payable. All other unclaimed checks held by State Entities should be remitted to the Department of Revenue five years after the checks become payable.
- **Business Process Policies and Procedures: Accounts Receivable Management – Identifying and Managing Accounts Receivable and Other Amounts Due to the State Policy** - State organizations must maintain a diligent program for managing debts owed to the State and should be aware of and have processes in place to keep track of amounts due to the State. A debt to the State should be linked to a specific debtor and supported

STATE OF GEORGIA
SCHEDULE OF FINDINGS AND QUESTIONED COSTS
FINANCIAL STATEMENT FINDINGS
YEAR ENDED JUNE 30, 2025

by documentation identifying the name of the debtor, the amount of the debt, the nature of the debt, and the date the debt is due. In addition, State organizations should perform periodic reconciliation of accounts receivable sub ledger (detail) to the corresponding balances in the general ledger at least quarterly and maintain documentation of these reconciliations on-file for at least three years.

Condition:

Auditors identified a population of four bank accounts as of June 30, 2025. All accounts were selected for review by auditors and were tested to determine if bank reconciliations were performed in a timely manner and if cash balances were accurately reported at fiscal year-end to the SAO. The following deficiencies were identified:

- Two of the four bank accounts contained reconciling items that had not been resolved in a timely manner, including balances dating back to April 2021.
- 551 outstanding checks over five years old were not remitted to the Department of Revenue or other responsible agency, as required.

In addition, upon performing procedures over accounts payable and accounts receivable balances, the following deficiencies were identified:

- The accounts payable and accounts receivable listings provided to auditors included numerous aged or potentially invalid items that have remained outstanding for more than one year, including balances dating back to July 1999.
- The OPB was unable to generate complete and accurate accounts payable and accounts receivable subsidiary listings by vendor name that reconciled directly to the general ledger trial balance. Although auditors were able to generate system queries associated with these balances, the results highlighted a reconciliation gap between the accounts payable and accounts receivable subsidiary records and the trial balance and financial statement amounts, indicating that periodic reconciliations between the subsidiary records and the general ledger were not performed.

Cause:

Aged reconciling items and outstanding checks in the cash accounts resulted from limited ongoing review and the absence of a formal process to promptly research and resolve these items. Additionally, the deficiencies associated with accounts receivable and accounts payable were primarily the result of insufficient periodic monitoring and follow-up on outstanding accounts receivable and accounts payable balances. Further, the OPB does not have a formalized process in place to generate standardized, vendor-level subsidiary listings that reconcile to the general ledger trial balance.

Effect:

Failure to perform timely reconciliations and resolve aged items within the accounts receivable, accounts payable, and cash accounts increases the risk of errors, misstatements, and potential loss of funds going undetected. The inability to generate accurate, reconciled subsidiary listings undermines the reliability of financial reporting and may hinder the OPB's ability to make informed financial decisions or respond to audit inquiries. These control weaknesses also elevate the risk of noncompliance with statewide accounting policies and standards.

STATE OF GEORGIA
SCHEDULE OF FINDINGS AND QUESTIONED COSTS
FINANCIAL STATEMENT FINDINGS
YEAR ENDED JUNE 30, 2025

Recommendation:

The OPB should strengthen internal controls by implementing formal procedures to regularly monitor and reconcile accounts receivable, accounts payable, and cash accounts. This should include the timely investigation and resolution of aged reconciling items and outstanding balances. Management should also work with the SAO or system administrators to configure or identify the appropriate system reports that provide vendor-level detail reconcilable to the trial balance, thereby ensuring the accuracy and completeness of financial reporting. Periodic reconciliations should be documented and reviewed by appropriate personnel, as well.

Views of Responsible Officials:

We concur with this finding. While OPB concurs with the findings, it is important to note that the prior-year variances identified in these accounts are due to an extensive number of old balances across many funding sources, both active and inactive, accumulated over many years. While the OPB has been working diligently to reconcile these balances from previous years, it will take time to complete. That said, additional accounts payable and accounts receivable reconciliations have been implemented during FY2026, and we are actively working to clear reconciling items from AP, AR, and cash account reconciliations on a monthly basis. We anticipate that some older account balances, particularly those over three years of age, will remain unresolved by the close of FY2026 as it takes additional time to research and properly document adjustments to these items. However, we expect all issues related to outstanding checks to be resolved by year-end, with stale-dated checks either reissued or escheated in accordance with SAO policy.

STATE OF GEORGIA
SCHEDULE OF FINDINGS AND QUESTIONED COSTS
FINANCIAL STATEMENT FINDINGS
YEAR ENDED JUNE 30, 2025

STATE ENTITY: DEPARTMENT OF HUMAN SERVICES

2025-008 Improve Internal Controls over Cash and Clearing Accounts

Internal Control Impact:	Significant Deficiency
Compliance Impact:	Nonmaterial Noncompliance
Repeat of Prior Year Findings:	2024-005, 2023-004, 2022-005

Description:

The Department of Human Services should improve internal controls over cash and clearing account operations.

Background Information:

The Department of Human Services (DHS) delivers a wide range of services designed to promote self-sufficiency, safety, and well-being for all Georgians. In delivering these services, the DHS is tasked with managing centralized bank accounts associated with the main DHS office and decentralized bank accounts at the regional Division of Family & Children Services (DFACS) offices located across the State of Georgia. In addition, the DHS is responsible for documenting internal controls over these bank accounts. The design and operation of the DHS's internal controls over cash accounts should ensure compliance with applicable statewide policies and the accurate and complete reporting of cash balances in its financial statements.

As part of our fiscal year 2025 audit, we followed up on the DHS's efforts to implement a corrective action plan in response to the prior year findings in which we reported that DHS should improve internal controls over cash and clearing account operations. However, the DHS was unable to fully implement their corrective action plan prior to fiscal year-end.

Criteria:

Pursuant to the *Official Code of Georgia Annotated (OCGA)* §50-5B-3, the State Accounting Office (SAO) is to prescribe state-wide accounting policies, procedures, and practices and has developed the Statewide Accounting Policy Manual and Statewide Business Process Policies and Procedures to accomplish this directive. The DHS management is responsible for establishing and maintaining a system of internal controls designed to provide reasonable assurance of accurate financial reporting and compliance with applicable laws and regulations, as well as statewide policies and procedures, including the following prescribed by the SAO:

- **Business Process Policies and Procedures: Bank Reconciliation Policy** – It is the responsibility of each organization to reconcile all of their bank [accounts] at least monthly, and within 30 days upon receipt of the bank statement... Bank reconciliations should clearly show the balances being reconciled, including the details (and subsequent resolution) of all reconciling items.
- **Accounting Policy Manual: Control/Clearing Accounts – Balancing Requirements Policy and Procedure** – At a minimum, clearing accounts should equal zero by fund type and organization.

STATE OF GEORGIA
SCHEDULE OF FINDINGS AND QUESTIONED COSTS
FINANCIAL STATEMENT FINDINGS
YEAR ENDED JUNE 30, 2025

Condition:

Auditors identified a population of 21 centralized and 267 decentralized bank reconciliations for testing. All 21 of the centralized reconciliations were selected for review by the auditors. Of the 267 decentralized bank reconciliations, seven were selected for review as individually significant items. The selected reconciliations were tested to determine if reconciliations were performed in a timely manner, reconciling items were resolved appropriately, and activity was recorded accurately on the general ledger. The following deficiencies were identified:

- Bank reconciliations for one of the 21 centralized bank accounts reviewed were not prepared at least monthly and within thirty days of receipt of the bank statement. The account was not reconciled during fiscal year 2025. In addition, the most recent reconciliation completed was for the month of October 2024 but was not prepared until September 2025.
- For 12 of the 21 centralized bank accounts reviewed, there were reconciling items that were dated prior to fiscal year 2025.
- There were 162 outstanding payroll checks over a year old, amounting to \$32,561, and 8,894 other checks over five years old, amounting to \$1,121,766, that were not remitted to the Department of Revenue, as required.
- Other cash reconciling items, which are recorded in the asset and liability clearing accounts, were not resolved monthly, as required.

Cause:

Through discussion with management, high staff turnover caused delays in performing monthly bank reconciliations and contributed to the accumulation of unresolved reconciling items, including bank activity that had not been recorded on the general ledger promptly.

Effect:

The inability to maintain an effective bank account reconciliation process increases the risk of misstatement due to fraud and the possible misappropriation of the DHS's assets.

Recommendation:

The DHS management should improve the bank reconciliation process by preparing bank reconciliations within the required timeframe and continuing to monitor the status of outstanding reconciling items. More well-trained staff should be allocated to complete the investigation and correction of all significant reconciling items by fiscal year-end.

Additionally, we recommend that the DHS keep a monthly tracking log that includes a listing of all bank accounts, date of receipt of the bank statements, date the reconciliation was performed, who completed the reconciliation, and who reviewed and approved the reconciliation.

Views of Responsible Officials:

DHS concurs with the finding.

STATE OF GEORGIA
SCHEDULE OF FINDINGS AND QUESTIONED COSTS
FINANCIAL STATEMENT FINDINGS
YEAR ENDED JUNE 30, 2025

STATE ENTITY: DEPARTMENT OF COMMUNITY AFFAIRS

2025-009 Improve Internal Controls over Year-End Reporting

Internal Control Impact: Significant Deficiency
Compliance Impact: Nonmaterial Noncompliance

Description:

The Department of Community Affairs should improve internal controls over year-end reporting associated with cash.

Background Information:

The Georgia Department of Community Affairs (DCA) is the state agency responsible for strengthening Georgia's communities by supporting local governments, expanding access to safe and affordable housing, and promoting sustainable community and economic development. The DCA administers a wide range of programs related to housing finance, community development, planning, and local government assistance, working in partnership with local governments, nonprofits, and private organizations across the state.

In administering these programs, the DCA is responsible for managing bank accounts and documenting internal controls over these bank accounts. The design and operation of the DCA's internal controls over cash accounts should ensure compliance with applicable statewide policies and the accurate and complete reporting of cash balances in its financial statements.

Criteria:

Pursuant to the *Official Code of Georgia Annotated* (OCGA) §50-5B-3, the State Accounting Office (SAO) is to prescribe state-wide accounting policies, procedures, and practices and has developed the Statewide Accounting Policy Manual and Statewide Business Process Policies and Procedures to accomplish this directive. The DCA management is responsible for following these statewide policies and procedures, including the Bank Reconciliation Policy reflected within the Statewide Business Process Policies and Procedures, which states "It is the responsibility of each organization to reconcile all of their bank [accounts] at least monthly, and within 30 days upon receipt of the bank statement... The management of the organization is responsible to ensure monthly bank reconciliations are being performed timely and accurately. In addition, the DCA management is responsible for ensuring that fiscal year-end closing procedures result in the reporting of financial information in conformity with generally accepted accounting principles. As prescribed by the SAO in the Fiscal Year-End Cutoff and Analysis Checklist policy, these procedures include the responsibility to record adjusting entries for reconciling items, as applicable.

Condition:

During the fiscal year 2025 audit, we noted that \$767,800,000 was deposited into the DCA's bank account on June 26, 2025 and a corresponding outgoing wire transfer was completed on June 30, 2025. While the appropriate accounting entry to record the deposit of funds was recorded in fiscal year 2025, the accounting entry to record the corresponding payment for the same amount was incorrectly recorded in the subsequent fiscal year, resulting in overstated cash and accounts payable balances reported to the SAO for inclusion in the State's financial statements. Although the discrepancy was identified by the DCA through the June bank

STATE OF GEORGIA
SCHEDULE OF FINDINGS AND QUESTIONED COSTS
FINANCIAL STATEMENT FINDINGS
YEAR ENDED JUNE 30, 2025

reconciliation process, the reconciling item was not resolved timely and appropriately to ensure accurate year-end financial reporting.

Cause:

Through discussion with management, the deficiency resulted from a timing difference related to the proximity of the fund transfer to fiscal year-end and the requirement to process the larger transfer using an alternate process. Although the transaction was recorded in the general ledger, the system defaulted the payment date to the subsequent fiscal year, resulting in the transaction not being resolved in the correct accounting period.

Effect:

Without effective controls to ensure accurate posting of activity to the general ledger, the DCA cannot reliably ensure the accuracy of its accounting records or year-end financial submissions to SAO. This may result in the need for adjusting entries and increases the risk of discrepancies in the financial reporting process.

Recommendation:

The DCA management should strengthen the fiscal year-end reporting process by actively monitoring outstanding reconciling items and ensuring that all significant current-year reconciling items are resolved appropriately and timely for year-end reporting. Additionally, management should establish and maintain procedures to identify, review, and monitor significant or unusual transactions processed near fiscal year-end to ensure they are accurately reflected in the financial records.

Views of Responsible Officials:

We concur with this finding. DCA management agrees with the recommendation to adjust the cash and accounts payable balances as of June 30, 2025, to accurately reflect the financial position, as the variance was material.

The variance resulted from an infrequent transaction processed on the last day of the fiscal year, creating a timing difference in recording.

STATE OF GEORGIA
SCHEDULE OF FINDINGS AND QUESTIONED COSTS
FINANCIAL STATEMENT FINDINGS
YEAR ENDED JUNE 30, 2025

STATE ENTITY: DEPARTMENT OF LABOR

2025-010 Strengthen Accounting Controls Overall

Internal Control Impact:	Material Weakness
Compliance Impact:	Material Noncompliance
Repeat of Prior Year Findings:	2024-006, 2023-005, 2022-006, 2021-006, 2020-008

Description:

The Georgia Department of Labor lacks sufficient internal controls over financial reporting for the Unemployment Compensation Fund and is unable to produce reliable transaction-level accounting records to support amounts reported to the State Accounting Office for inclusion in the State's *Annual Comprehensive Financial Report*.

Background Information:

The Georgia Department of Labor (DOL) is responsible for the administration and monitoring of Georgia's unemployment insurance (UI) programs, including the collection of unemployment premiums from employers, the payment of unemployment insurance benefits to claimants, and conducting audits and investigations of premiums and benefits to ensure they are properly paid. The DOL's Financial Services Section is responsible for all of the DOL's financial reporting, including the accurate and timely entry and approval of financial transactions.

Annually, the State of Georgia (State) issues an *Annual Comprehensive Financial Report* (ACFR) designed to provide a general overview of the State's finances for all of the State's citizens, taxpayers, customers, investors, and creditors. The report seeks to demonstrate the State's accountability for the money it receives. The DOL is part of the primary government as presented in the ACFR. While the State Accounting Office (SAO) has been tasked with consolidating the financial information from organizations within the reporting entity, the DOL must do its part to ensure the information that is reported to SAO to include in the ACFR is complete, accurate, and appropriately presented and provides adequate disclosure of key financial issues.

The purpose of our audit work was to determine whether the DOL had adequate internal controls in place during fiscal year 2025 over collecting UI taxes, adjudicating claims, and processing of UI benefit payments and whether it recorded the UI financial transactions accurately. Further, testing procedures were performed over material account balances, including Accounts Receivables, Benefits Payable, Cash & Cash Equivalents, UI Tax Revenue, and UI Benefit Payments, to determine whether the DOL accurately reported its financial information to the SAO for inclusion in the ACFR.

Criteria:

Pursuant to the *Official Code of Georgia Annotated* (OCGA) §50-5B-3, the SAO is to prescribe state-wide accounting policies, procedures, and practices and has developed the Statewide Accounting Policy Manual and Statewide Business Process Policies and Procedures to accomplish this directive. OCGA §50-5B-4(b), then, requires that all organizations of the state government and all officers, agents, and employees thereof shall conform to and comply with the rules, regulations, policies, procedures, and forms devised, promulgated, and installed by the state accounting officer. Therefore, the DOL management is responsible for following these statewide policies and establishing and maintaining a system of controls over financial reporting

STATE OF GEORGIA
SCHEDULE OF FINDINGS AND QUESTIONED COSTS
FINANCIAL STATEMENT FINDINGS
YEAR ENDED JUNE 30, 2025

in accordance with generally accepted accounting principles (GAAP). The design and operation of the DOL's controls should allow management or employees, in the normal course of performing their assigned functions, to prevent, or detect and correct, misstatements of the financial statements in a timely manner. Further, the control structure should enable the DOL to provide accurate and timely information to be reported in the State's ACFR and *Schedule of Expenditures of Federal Awards* (SEFA).

Proprietary Fund financial statements are reported using the economic resources measurement focus and the accrual basis of accounting. Under the accrual basis of accounting, revenues are recorded when earned and expenses are recorded when a liability is incurred, regardless of the timing of cash flows. Federal financial assistance is considered earned in the fiscal year in which eligibility requirements imposed by the grantor have been met. Specifically, at year-end, all benefit claims incurred by the DOL during the fiscal year but paid subsequent to fiscal year-end should be recorded in the current fiscal year as an expense and payable. A corresponding federal revenue and receivable should also be recorded in the same amount for the associated federal financial assistance.

Additionally, OCGA §34-8-164 states, "Applications for an adjustment or a refund of contributions, payments in lieu of contributions, or interest thereon, shall be submitted no later than three years from the date such amounts were assessed. Applications must be in writing. The Commissioner shall determine what amounts, if any, were erroneously collected. Adjustments shall be made against subsequent payments. Refunds will be issued, without interest thereon, when adjustments cannot be made. At the option of the Commissioner, the Commissioner may make any adjustments or refunds deemed appropriate for any amounts erroneously collected where no written request for a refund or an adjustment has been received, provided that such amounts were assessed within the last seven years. Amounts shall be refunded from the fund into which they were deposited."

Furthermore, provisions included in Unemployment Insurance Program Letter (UIPL) No. 18-20, Change 2 provide states with instructions for implementing the emergency unemployment relief under Section 2103 of the CARES Act.

Condition:

During the fiscal year 2025 audit, auditors determined that the DOL's accounting records for the Unemployment Compensation Fund (UCF) were not sufficient to support financial reporting. The UI system serves as the official system of record for employer accounts, benefit payments, and overpayments; however, the system cannot produce reliable transaction-level data necessary to support financial statement balances.

The DOL prepares financial statements using monthly system-generated summary reports and performs manual year-end conversions from cash-basis activity to accrual-basis financial reporting. These summary reports cannot be reconciled to transaction-level activity within the UI system or supporting documentation. Although the UI system serves as the system of record, the DOL does not maintain reconciled accounting records derived from the system that can be used to support financial reporting. In addition, the DOL maintains a separate overpayment system that is not reconciled to the UI system or financial statement balances.

Because reliable accounting records were not available, auditors were unable to obtain sufficient, appropriate audit evidence over material balances within the UCF. Examples of conditions identified during the audit that illustrate these control deficiencies include:

STATE OF GEORGIA
SCHEDULE OF FINDINGS AND QUESTIONED COSTS
FINANCIAL STATEMENT FINDINGS
YEAR ENDED JUNE 30, 2025

- Employer accounts receivables, unapplied credits, and related revenues could not be reconciled to employer account activity within the UI system and were not supported by appropriate source data, such as electronically submitted employer tax forms and payments.
- Overpayment receivables data could not be reconciled between systems or to financial statement balances, and the transaction-level information necessary for audit testing was not available.
- Revenue and receivable estimates were incomplete and/or developed using summary-level information that could not be supported by underlying accounting records.
- Pandemic Unemployment Assistance (PUA) claims reviews remained incomplete, with over \$1 billion in payments still subject to eligibility review and potential overpayment establishment.
- Financial reporting adjustments, including those related to revenue recognition, benefit expense, and federal overpayment activity, were recorded using manual processes that could not be verified through underlying system data.
- Potential misstatements and/or misclassifications involving revenue, unearned revenue, and payables resulted from the DOL's failure to follow applicable laws, regulations, and GAAP reporting standards; however, in most cases, amounts could not be validated upon examining underlying system data.

Cause:

The DOL relies on a legacy UI system that was not designed to support GAAP financial reporting or provide reliable transaction-level accounting data. Financial reporting is, therefore, performed using summary reports, spreadsheets, and manual year-end accrual conversions rather than reconciled accounting records. While employer accounts and benefit activity are tracked within the system, limitations in system functionality, data accessibility, and reconciliation processes prevent the DOL from producing auditable accounting records.

While the DOL has initiated a UI system modernization effort intended to address these limitations, the current target implementation date is September 2026, and the legacy system will remain in use for financial reporting until that time. Additional details regarding the limitations of the DOL's financial management system (FMS) are described in Finding 2025-011.

Effect:

Because the DOL could not provide reliable accounting records or reconciled transaction-level data, auditors were unable to obtain sufficient, appropriate audit evidence to determine whether material misstatements existed in receivable, revenue, unearned revenue, benefit expense, and payable balances reported in the UCF. These limitations prevented auditors from performing necessary audit procedures over multiple material account balances within the UCF. In addition, due to the pervasiveness of these limitations on audit scope, the auditors disclaimed an opinion on the UCF and the related Business-Type Activities reported in the State's fiscal year 2025 ACFR.

STATE OF GEORGIA
SCHEDULE OF FINDINGS AND QUESTIONED COSTS
FINANCIAL STATEMENT FINDINGS
YEAR ENDED JUNE 30, 2025

These conditions also represent a material weakness in internal control over financial reporting and have resulted in repeated disclaimers of opinion in prior years. Without reliable accounting records and reconciliation processes, the risk of material misstatement remains high.

Additionally, over the long term, modified opinions can negatively affect the State's borrowing ability, bond rating, and fulfillment of other fiscal responsibilities.

Recommendation:

The DOL should strengthen internal controls over financial reporting for the UCF by:

- Establishing an accounting environment capable of producing GAAP-compliant financial information supported by transaction-level accounting records.
- Implementing reconciliation controls between the UI system, overpayment system, and financial statement balances.
- Reducing reliance on summary reports and manual year-end accrual conversions.
- Prioritizing completion of the UI system modernization effort and implementation of an adequate FMS.
- Developing and implementing a remediation plan with defined milestones to address financial reporting and system limitations until modernization is complete and facilitate an effective transition to the State's GA@WORK FMS in fiscal year 2026.
- Ensuring financial reporting responsibilities are supported by staff with appropriate governmental accounting expertise.

Views of Responsible Officials:

We concur with this finding.

STATE OF GEORGIA
SCHEDULE OF FINDINGS AND QUESTIONED COSTS
FINANCIAL STATEMENT FINDINGS
YEAR ENDED JUNE 30, 2025

STATE ENTITY: DEPARTMENT OF LABOR (continued)

2025-011 Improve Financial Management System

Internal Control Impact:	Material Weakness
Compliance Impact:	Material Noncompliance
Repeat of Prior Year Findings:	2024-007, 2023-007

Description:

The Georgia Department of Labor should implement a financial management system capable of maintaining transaction-level accounting records, audit trails, and general ledger functionality necessary to support accurate financial reporting for the Unemployment Compensation Fund.

Background Information:

The Georgia Department of Labor (DOL) is responsible for the administration and monitoring of Georgia's unemployment insurance (UI) programs, including the collection of unemployment premiums from employers, the payment of unemployment insurance benefits to claimants, and conducting audits and investigations of premiums and benefits to ensure they are properly paid. The DOL's Financial Services Section is responsible for all of the DOL's financial reporting, including the accurate and timely entry and approval of financial transactions.

Annually, the State of Georgia (State) issues an *Annual Comprehensive Financial Report* (ACFR) designed to provide a general overview of the State's finances for all of the State's citizens, taxpayers, customers, investors, and creditors. The report seeks to demonstrate the State's accountability for the money it receives. The DOL is part of the primary government as presented in the ACFR. While the State Accounting Office (SAO) has been tasked with consolidating the financial information from organizations within the reporting entity, the DOL must do its part to ensure the information that is reported to SAO to include in the ACFR is complete, accurate, appropriately presented and provides adequate disclosure of key financial issues.

The purpose of our audit work was to determine whether the DOL had adequate internal controls in place during fiscal year 2025 over collecting UI taxes, adjudicating claims and processing of UI benefit payments, whether the DOL recorded the UI financial transactions accurately, and whether corrective action plans had been implemented in response to the prior year findings associated with the Financial Management System (FMS). Further, testing procedures were performed over material account balances, including Accounts Receivables, Benefits Payable, Cash & Cash Equivalents, UI Tax Revenue, and UI Benefit Payments, to determine whether the DOL accurately reported its financial information to the SAO for inclusion in the ACFR. While work on the replacement of the FMS is underway, the DOL was unable to fully implement their corrective action plans prior to fiscal year-end.

Criteria:

Pursuant to the *Official Code of Georgia Annotated* (OCGA) §50-5B-3, the SAO shall "prescribe, develop, operate, and maintain uniform state accounting systems for all state government organizations which facilitate financial accounting and reporting in accordance with generally accepted accounting principles and also meet state and federal accounting and reporting requirements."

STATE OF GEORGIA
SCHEDULE OF FINDINGS AND QUESTIONED COSTS
FINANCIAL STATEMENT FINDINGS
YEAR ENDED JUNE 30, 2025

The SAO has developed the Statewide Accounting Policies & Procedures as part of this directive. The DOL management is responsible for following these statewide policies and procedures, including the Management Responsibilities Policy, which states that “the management of each organization is responsible for the accuracy and completeness of its accounting and financial records and reports. To fulfill this responsibility, state organizations have the following statutory obligations to the state accounting officer:

- Comply with the rules, regulations, policies, procedures, and forms established by the state accounting officer.
- Submit statements, reports, and information needed by the state accounting officer to complete their duties, within the specified time frames.
- Only create and maintain accounting systems or subsidiary accounting systems that have been approved by the state accounting officer.”

Therefore, the FMS utilized by the DOL should assist with providing accurate and complete accounting data for the preparation of the DOL’s annual financial statements, as reported in the ACFR.

Condition:

The DOL relies on Microsoft Excel workbooks as its primary FMS to record general ledger activity and prepare financial information submitted to the SAO for inclusion in the ACFR. Excel-based ledgers do not function as a transaction-based accounting system, do not maintain a complete audit trail, and rely heavily on manual data entry and spreadsheet formulas.

Financial transactions related to unemployment insurance taxes and benefit payments originate in the DOL’s legacy UI system. However, this system does not interface with an accounting system capable of maintaining transaction-level accounting records. Financial information is manually transferred from system-generated summary reports into Excel workbooks used to record monthly activity.

The DOL maintains 12 monthly Excel general ledger workbooks that are manually combined at year-end to create a year-end ledger. The year-end ledger is, then, copied into a separate workbook used to prepare ACFR reporting information. These processes rely on manual compilation, mapping, and adjustment entries rather than a transaction-based accounting system.

Because the Excel-based FMS does not maintain automated audit trails or transaction-level accounting records, auditors determined that certain financial information used to prepare the Unemployment Compensation Fund (UCF) financial statements was inaccurate or unreliable.

Cause:

The DOL relies on a legacy UI system that does not integrate with a FMS capable of maintaining accounting records. As a result, the DOL developed manual Excel-based processes to perform general ledger and financial reporting functions.

While the DOL is developing a replacement UI system, the legacy system and Excel-based financial reporting environment remain in use. DOL also plans to transition to the State’s accounting system in the future; however, implementation has not yet occurred.

STATE OF GEORGIA
SCHEDULE OF FINDINGS AND QUESTIONED COSTS
FINANCIAL STATEMENT FINDINGS
YEAR ENDED JUNE 30, 2025

Effect:

Because the DOL does not maintain a transaction-based FMS with audit trail capability, accounting records supporting the UCF were incomplete and difficult to verify. This increases the risk that errors in financial reporting may not be prevented, detected, or corrected in a timely manner.

The lack of an adequate FMS also contributed to the material weakness in internal control over financial reporting and the disclaimer of opinion on the UCF described in Finding 2025-010.

In addition, reliance on manual Excel-based accounting processes increases the risk of:

- Inaccurate financial reporting,
- inadequate segregation of duties,
- insufficient documentation of financial activity,
- delays in financial reporting, and
- noncompliance with state accounting requirements.

Furthermore, because the UCF is material to the State's financial statements, weaknesses in the FMS increase risk to the State's financial reporting process.

Recommendation:

The DOL should continue to develop and transition to a new UI system and FMS capable of maintaining transaction-level accounting records, automated audit trails, and general ledger functionality necessary to facilitate financial accounting and reporting in accordance with generally accepted accounting principles and also meet state and federal accounting and reporting requirements. While the adoption of the State's accounting system will strengthen consistency in financial reporting and monitoring of ongoing activities, the DOL should prepare for the conversion by validating account balances and completing any necessary data clean-up prior to the system conversion.

Views of Responsible Officials:

We concur with this finding. We acknowledge that this is a repeat finding. Our aged legacy system is incapable of supplying the full array of financial data needed.

STATE OF GEORGIA
SCHEDULE OF FINDINGS AND QUESTIONED COSTS
FINANCIAL STATEMENT FINDINGS
YEAR ENDED JUNE 30, 2025

STATE ENTITY: DEPARTMENT OF REVENUE

2025-012 Continue to Strengthen Logical Access Controls

Internal Control Impact:	Significant Deficiency
Compliance Impact:	Nonmaterial Noncompliance
Repeat of Prior Year Findings:	2024-009, 2023-010, 2022-007, 2021-008, 2020-011, 2019-009

Description:

The Department of Revenue should continue to strengthen controls over logical access within the tax return collection and processing information system.

Background Information:

The Department of Revenue (DOR) relies extensively on its tax return collection and processing information system (the system) to perform complex calculations and collect and process large volumes of tax returns, payments, and refunds for the State of Georgia (State). The DOR is responsible for the effective operation of the system and related control activities, including segregation of duties. Controls over the system are essential for the reliability and integrity of the DOR's financial data and to protect financial information from manipulation, corruption, or loss.

As part of our fiscal year 2025 audit, we followed up on the DOR's efforts to implement corrective action plans in response to the prior year findings in which we reported that the DOR did not have adequate controls in place over logical access within the system. Although the DOR has not fully implemented all of its corrective action plans, we noted that ongoing efforts are being made.

Criteria:

The DOR is responsible for maintaining an effective information system, which includes information technology (IT) general controls that ensure logical access is assigned based on job roles and responsibilities along with enforcing segregation of incompatible duties. It also includes policies and procedures, which are important in establishing processes for managing and monitoring user access, changes made to user access roles, and defining segregation of duties rules that govern the assignment of access rights to specific roles.

Pursuant to the *Official Code of Georgia Annotated* (OCGA) §50-25-4(a)(20), the Georgia Technology Authority (GTA) is to establish technology security policies, standards, and services to be used by all agencies. The DOR is responsible for adhering to the technology security policies and standards which include:

- Access Control Policy (PS-08-009) – Access to State information assets is to be controlled and monitored to protect from unauthorized access and disclosure.
- Authorization and Access Management Standard (SS-08-010) – Requires periodic reviews of access control lists and logs to validate the appropriateness of user accounts and use of access privileges. Access control measures are critical to ensuring users only have access to the information for which they are authorized and need to perform their official duties.

STATE OF GEORGIA
SCHEDULE OF FINDINGS AND QUESTIONED COSTS
FINANCIAL STATEMENT FINDINGS
YEAR ENDED JUNE 30, 2025

- Separation of Production and Development Environments Standard (SS-08-031) – Production systems require a stable and controlled environment to operate properly. Separating development and test activities from and restricting developer access to operational environments reduces the risks of inadvertent or unauthorized modifications to the operational system that could compromise the system’s integrity or availability.

Condition:

In response to our recommendations to strengthen logical access controls, the DOR made several improvements in prior years to remediate inappropriate user access to the core server production environment and the system. However, our review revealed the following logical access deficiencies still existed during the audit period for two of the scoped systems:

- Three out of 13 users with development capability had inappropriate access to the server production environment used to support the ancillary system and a lack of segregation of duties was observed. It was determined that these three users did not perform any unauthorized activity or transactions with their inappropriate access within the system.
- Our review of application security controls noted that issues identified in the prior audit persisted for more than half of the audit period, with certain user accounts continuing to have inappropriate access and a lack of segregation of duties until January 2025.

Furthermore, our review disclosed that certain general security settings for system database instances were not configured to provide reasonable assurance that database access is restricted to appropriate personnel.

The details related to these deficiencies have been provided to the DOR management and shall not be considered a public record in accordance with the OCGA §50-6-9(b).

Cause:

The user access assigned to security production support team members, and/or other user accounts was not granted to appropriately address various system and application security risks.

In addition, the DOR did not configure certain default general security settings for the system databases to align with least privilege standards, reducing the risk of unauthorized user access and inappropriate activity.

Effect:

The deficiencies in logical access noted above represent noncompliance with applicable GTA technology security policies and standards. This increases the risk of unauthorized access to the information system data and possible manipulation or loss of data.

Additionally, the lack of segregation of duties increases the risk of errors and/or unauthorized system configuration changes.

STATE OF GEORGIA
SCHEDULE OF FINDINGS AND QUESTIONED COSTS
FINANCIAL STATEMENT FINDINGS
YEAR ENDED JUNE 30, 2025

Recommendation:

The DOR should continue to strengthen its logical access controls by:

- Removing inappropriate user access identified and implementing additional access controls when needed;
- Establishing a log review process to identify and detect unusual or unauthorized activities within the production environment in instances in which segregation of duties cannot be maintained;
- Configuring the core application system to restrict the capability of its users from approving their own system configuration settings; and
- Configuring the general security settings for system databases to be aligned with least privilege standards to reduce the risk of unauthorized access and inappropriate activity.

Views of Responsible Officials:

We concur with this finding. The agency understands the need and requirements to strengthen logical access controls and continues to review and implement controls to enhance security around access.

STATE OF GEORGIA
SCHEDULE OF FINDINGS AND QUESTIONED COSTS
FINANCIAL STATEMENT FINDINGS
YEAR ENDED JUNE 30, 2025

STATE ENTITY: GEORGIA TECHNOLOGY AUTHORITY

2025-013 Continue to Strengthen Controls over the Bank Reconciliation Process

Internal Control Impact:	Significant Deficiency
Compliance Impact:	Nonmaterial Noncompliance
Repeat of Prior Year Finding:	2024-011

Description:

The Georgia Technology Authority should continue to improve internal controls over the bank reconciliation process.

Background Information:

The Georgia Technology Authority (GTA) plays a critical role in managing the State of Georgia's information technology (IT) infrastructure and advancing the State of Georgia's use of technology to enhance the efficiency and accessibility of government services. The GTA is responsible for managing the statewide communications network, providing cloud-based services, ensuring cybersecurity readiness, and supporting the modernization of IT systems across state agencies and organizations.

In performing these roles, the GTA is tasked with managing bank accounts and is responsible for documenting internal controls over these bank accounts. The design and operation of the GTA's internal controls over cash accounts should ensure compliance with applicable statewide policies and the accurate and complete reporting of cash balances in its financial statements.

Criteria:

Pursuant to the *Official Code of Georgia Annotated (OCGA) §50-5B-3*, the State Accounting Office (SAO) is to prescribe state-wide accounting policies, procedures, and practices and has developed the Statewide Accounting Policy Manual and Statewide Business Process Policies and Procedures to accomplish this directive. The GTA management is responsible for following these statewide policies and procedures, including the Bank Reconciliation Policy reflected within the Statewide Business Process Policies and Procedures, which states "It is the responsibility of each organization to reconcile all of their bank [accounts] at least monthly, and within 30 days upon receipt of the bank statement, by an employee not involved in recording accounting transactions, such [as] cash receipts and disbursements. Additionally, bank reconciliations should be formally documented and maintained for audit purposes. Bank reconciliations should clearly show the balances being reconciled, including the details (and subsequent resolution) of all reconciling items... A bank reconciliation should include... documented approval (preferably via signature), by a fiscal officer (or their designee) who did not perform the reconciliation, certifying the reconciliation has been completed accurately."

Condition:

Quarterly bank reconciliations for all five bank accounts for the period under review were selected for testing. Of the 20 bank reconciliations reviewed, the following deficiencies were noted:

- Seven bank reconciliations were not prepared and reviewed within thirty days of receipt of the bank statement.

STATE OF GEORGIA
SCHEDULE OF FINDINGS AND QUESTIONED COSTS
FINANCIAL STATEMENT FINDINGS
YEAR ENDED JUNE 30, 2025

- Supporting detail for reconciling items related to credit card transactions was not provided for four bank reconciliations, and documentation for outstanding wire transactions was incomplete for one bank reconciliation.
- Reconciling items were carried forward from prior periods and not resolved in a timely manner for 12 bank reconciliations reviewed. Additionally, three year-end bank reconciliations contained reconciling items that were not properly recorded or corrected in the general ledger. While post-closing adjustments were made to correct certain untimely reconciling items identified, additional unresolved items remained in the general ledger at year-end and resulted in the understatement of cash by \$203,550.
- One bank reconciliation reflected reconciling items identified as outstanding wires and checks that were not initiated or paid until the subsequent fiscal year, which resulted in the understatement of cash and liabilities by \$568,919.
- Adequate separation of duties was not implemented between the authorization, recording, and reconciliation functions for cash transactions.

Cause:

Through discussion with management, the deficiencies in the bank reconciliation process resulted from prior changes in Finance Department staffing that disrupted oversight and separation of duties. In the current year, the deficiencies continued as new personnel were onboarded and management was in the process of developing and implementing corrective actions, including new policies and procedures, to address the issues. In addition, certain wire transfers were recorded in the general ledger but not initiated in the correct period because the system defaulted the payment date to the subsequent fiscal year.

Effect:

The inability to maintain an effective bank account reconciliation process increases the risk of misstatement due to error or fraud, including potential misappropriation of the GTA's assets.

Recommendation:

Management should continue to strengthen controls over the bank reconciliation process by ensuring all reconciliations are prepared and independently reviewed within the required timeframe and are supported by adequate documentation. Procedures should include requirements for timely research, resolution, and recording of reconciling items in the general ledger, including year-end reconciliations, to prevent untimely or incorrect balances. Controls should ensure cash transactions, including wires and checks, are initiated and recorded in the correct period, and that adequate separation of duties exists between the recording and reconciliation functions.

Views of Responsible Officials:

We concur with this finding. GTA acknowledges and accepts the partially resolved finding.

STATE OF GEORGIA
SCHEDULE OF FINDINGS AND QUESTIONED COSTS
FINANCIAL STATEMENT FINDINGS
YEAR ENDED JUNE 30, 2025

STATE ENTITY: GEORGIA TECHNOLOGY AUTHORITY (*continued*)

2025-014 Improve Internal Controls over Right-to-Use Asset and Liability Reporting

Internal Control Impact:	Significant Deficiency
Compliance Impact:	Nonmaterial Noncompliance
Repeat of Prior Year Finding:	2024-013

Description:

The Georgia Technology Authority should improve internal controls over subscription-based information technology arrangements.

Background Information:

The Georgia Technology Authority (GTA) is responsible for providing information technology services to enhance government operations statewide. In fulfilling its role, the GTA is engaged in various contracts for the acquisition of technology-related goods and services. As part of its responsibilities, the GTA oversees the administration, financial management and comprehensive reporting of all activities associated with these contracts, including subscription-based information technology arrangements (SBITAs).

In May 2020, the Governmental Accounting Standards Board (GASB) issued GASB Statement No. 96, *Subscription-Based Information Technology Arrangements*, to provide guidance on the accounting and financial reporting for SBITAs, including right-to-use subscription assets and corresponding subscription liabilities, by governments. The implementation of GASB Statement No. 96 prompted governmental entities, including the GTA, to amend their internal policies and procedures associated with SBITA activity to ensure compliance with this new standard.

Criteria:

Pursuant to the *Official Code of Georgia Annotated* (OCGA) §50-5B-3, the State Accounting Office (SAO) is to prescribe state-wide accounting policies, procedures, and practices and has developed the Statewide Accounting Policy Manual and Statewide Business Process Policies and Procedures to accomplish this directive. The GTA management is responsible for establishing and maintaining a system of internal controls designed to provide reasonable assurance of accurate financial reporting and compliance with applicable laws and regulations, as well as statewide policies and procedures, including the Documentation Requirements Policy prescribed by the SAO, which states, “ In all cases, the documentation must be complete and accurate and must allow a transaction to be traced from the source documentation, through its processing, to the financial reports. All documentation should be readily available for examination.”

Condition:

During our review, we determined that the accounting records were insufficient to support the amounts recorded and disclosed for SBITAs under GASB Statement No.96. Specifically, the GTA could not provide comprehensive documentation of:

- Underlying contracts and other relevant information supporting the initial recognition, measurement, and presentation of SBITAs, including key data elements, such as subscription terms and payment schedules, and

STATE OF GEORGIA
SCHEDULE OF FINDINGS AND QUESTIONED COSTS
FINANCIAL STATEMENT FINDINGS
YEAR ENDED JUNE 30, 2025

- Key assumptions and judgements made in determining the classification of SBITAs.

Cause:

Through discussion with management, timing constraints limited the GTA's ability to perform a comprehensive review of the SBITA agreements to ensure sufficient appropriate documentation was maintained.

Effect:

The lack of adequate internal controls and underlying supporting documentation for SBITAs and related activity increases the risk of misstatements and noncompliance with accounting standards.

Recommendation:

We recommend that the GTA:

- Develop and implement comprehensive policies and procedures specifically designed to address the reporting requirements of GASB Statement No. 96;
- Ensure that personnel responsible for SBITA reporting are appropriately trained and familiar with the associated requirements;
- Maintain documentation to support amounts recorded for SBITAs; and
- Implement and document a formal supervisory review process for SBITA activity reported.

Views of Responsible Officials:

We concur with this finding. GTA acknowledges and accepts the partially resolved finding.

STATE OF GEORGIA
SCHEDULE OF FINDINGS AND QUESTIONED COSTS
FINANCIAL STATEMENT FINDINGS
YEAR ENDED JUNE 30, 2025

STATE ENTITY: GEORGIA TECHNOLOGY AUTHORITY (*continued*)

2025-015 Inadequate Oversight of Information Technology Managed Services

Internal Control Impact: Significant Deficiency
Compliance Impact: Nonmaterial Noncompliance

Description:

The Georgia Technology Authority should strengthen internal controls within the shared information technology services environment.

Background Information:

The Georgia Technology Authority (GTA) delivers a wide range of information technology (IT) services designed to manage and advance the State of Georgia’s use of technology in government operations. In fulfilling this role, the GTA collaborates closely with state agencies and organizations to deliver IT solutions. These IT solutions are often provided through Georgia Enterprise Technology Services (GETS), the State’s shared IT services program. The GTA oversees the contracts and related services provided by various third-party service organizations within the GETS environment. These services are used by the GTA, local municipalities, and a number of other state agencies that rely on internal controls in place at these service organizations, as well as those controls implemented internally.

The ability to assess the combination of internal controls allows the GTA and other GETS service users to identify risks related to those outsourced services in order to ensure that a robust system of internal controls is maintained. Having a robust system of internal control provides reasonable assurance that each GETS service user will achieve their respective objectives in complying with operational, financial reporting, and compliance requirements.

Criteria:

The GTA management is responsible for designing and maintaining internal controls that provide reasonable assurance that the GETS environment has adequate controls in place. Management remains responsible for overseeing the effectiveness of each service organization’s controls, monitoring their performance, and implementing complementary internal controls to ensure the accuracy and reliability of activities associated with the GETS environment.

Additionally, pursuant to the *Official Code of Georgia Annotated* (OCGA) §50-25-4(a)(20), the GTA is to establish technology security policies, standards, and services. The GTA Information Security Controls Standard (SS-17-001) indicates that agencies, third-party service providers, and service integrators operating in a shared-service environment are responsible for complying with applicable security controls outlined in the National Institute of Standards of Technology (NIST) Special Publication 800-53 – Security and Privacy Controls for Federal Information Systems and Organizations.

Condition:

Our review of internal control procedures associated with the GETS environment revealed that the GTA did not ensure that an audit over internal controls implemented within the GETS environment was performed by independent auditors, nor was this information considered in the GTA’s risk assessment processes.

STATE OF GEORGIA
SCHEDULE OF FINDINGS AND QUESTIONED COSTS
FINANCIAL STATEMENT FINDINGS
YEAR ENDED JUNE 30, 2025

The details related to this deficiency were provided to management and shall not be considered public record in accordance with OCGA §50-6-9.

Cause:

The GTA management made the decision not to have an independent service auditor conduct the traditional SOC 2 Type II review over the GETS environment to allow for a more comprehensive approach to the assessment of controls. However, the form and methodology of the new review were not finalized in sufficient time to be performed for the period under audit.

Effect:

Absent a review by an independent service auditor, the GTA and GETS service users have reduced assurance over the integrity and reliability of data used for operational, financial reporting, and compliance requirements.

Recommendation:

The GTA should engage an independent service auditor to assess the design and operating effectiveness of internal controls within the GETS environment for operational, financial reporting, and compliance purposes on at least an annual basis.

At a minimum, the audit report should reflect the following:

- A description of the systems,
- A detailed description of internal controls,
- The tests performed and results of testing for each control, and
- An audit opinion on the overall design and operating effectiveness of those controls.

Additionally, the audit report should be made available to other GETS service users for consideration and assessment.

Views of Responsible Officials:

GTA agrees with this finding. GTA management made the decision not to have an independent service auditor conduct the traditional SOC 2 Type II review over the GETS environment to allow for a more comprehensive approach to the assessment of controls using NIST SP 800-53 r5. However, the form and methodology of the new review were not finalized in sufficient time to be performed for the period under audit.

GTA recognizes the need to maintain an appropriate internal control environment and report on its effectiveness, as well as material changes to its internal controls. Though a SOC 2 Type II and Type III reports were not conducted for FY25, as of the date of this response, no major changes have been made to the GETS hosting environment's internal control environment that would adversely affect the existing operating control effectiveness for the period of April 1, 2024, through June 30, 2025, for FY25.



Schedule of Expenditures of Federal Awards

The *Schedule of Expenditures of Federal Awards* (Schedule) is presented for purposes of additional analysis as required by the Uniform Guidance. The Schedule provides a summary of the State's federal program expenditures for the fiscal year ended June 30, 2025.

The Schedule presents total federal awards expended for each individual federal program, cluster, and federal awarding agency. The Notes to the Schedule, which are presented on pages C-120 through C-123, describe the significant accounting policies used in preparing the Schedule and other related information.

**SCHEDULE OF EXPENDITURES OF FEDERAL AWARDS
FOR THE FISCAL YEAR ENDED JUNE 30, 2025**

Federal ALN Number	Federal Awarding Agency/Program Title	Additional Award Identification (Optional)	Name of Funder Pass-Through Entity
Column1	Column2	Column3	Column4
U.S. African Development Foundation			
01.U01	Employment Discrimination Title VII of the Civil R	30.001	
Total U.S. African Development Foundation			
Department of Agriculture			
10.001	<i>Agricultural Research Basic and Applied Research</i>		<i>The David and Lucile Packard Foundation</i>
			<i>Georgia Southern University Research and Service Foundation, Inc.</i>
10.001	<i>Agricultural Research Basic and Applied Research</i>		<i>Kansas State University</i>
10.001	<i>Agricultural Research Basic and Applied Research</i>		<i>Michigan State University</i>
			<i>Research Corporation for Science Advancement</i>
10.001	<i>Agricultural Research Basic and Applied Research</i>		<i>Texas A&M Agrilife Extension Service</i>
10.001	<i>Agricultural Research Basic and Applied Research</i>		<i>Texas A&M Agrilife Extension Service</i>
10.001	Agricultural Research Basic and Applied Research		
10.001	Agricultural Research Basic and Applied Research		
10.025	Plant and Animal Disease, Pest Control, and Animal Care		
10.025	Plant and Animal Disease, Pest Control, and Animal Care		<i>Colorado State University</i>
10.025	<i>Plant and Animal Disease, Pest Control, and Animal Care</i>		<i>South Dakota State University</i>
10.025	<i>Plant and Animal Disease, Pest Control, and Animal Care</i>		<i>State of Washington</i>
10.025	<i>Plant and Animal Disease, Pest Control, and Animal Care</i>		<i>Tennessee State University</i>
10.025	<i>Plant and Animal Disease, Pest Control, and Animal Care</i>		<i>University of Florida</i>
10.025	Plant and Animal Disease, Pest Control, and Animal Care		
10.028	Wildlife Services		
10.028	Wildlife Services		
10.069	<i>Conservation Reserve Program</i>		<i>Pheasants Forever, Inc.</i>
10.069	<i>Conservation Reserve Program</i>		<i>Texas A&M Agrilife Extension Service</i>
10.069	Conservation Reserve Program		
			<i>University of Wisconsin-Madison Extension</i>
10.072	<i>Wetlands Reserve Program</i>		
10.093	Voluntary Public Access and Habitat Incentive Program		
10.153	Market News		
10.162	Inspection Grading and Standardization		
10.163	Market Protection and Promotion		
10.167	Transportation Services		
10.170	Specialty Crop Block Grant Program - Farm Bill		
10.170	<i>Specialty Crop Block Grant Program - Farm Bill</i>		<i>Clemson University</i>
10.170	<i>Specialty Crop Block Grant Program - Farm Bill</i>		<i>Kansas State University</i>
			<i>Kennesaw State University Research and Service Foundation</i>
10.170	<i>Specialty Crop Block Grant Program - Farm Bill</i>		<i>National Pecan Shellers Association</i>
10.170	<i>Specialty Crop Block Grant Program - Farm Bill</i>		<i>Seven Rivers Resource Conservation and Development Council</i>
10.170	<i>Specialty Crop Block Grant Program - Farm Bill</i>		<i>The Center for Produce Safety</i>
10.170	<i>Specialty Crop Block Grant Program - Farm Bill</i>		<i>The Center for Produce Safety</i>
10.170	<i>Specialty Crop Block Grant Program - Farm Bill</i>		<i>University of Arizona</i>
			<i>Virginia Polytechnic Institute and State University</i>
10.170	<i>Specialty Crop Block Grant Program - Farm Bill</i>		
10.170	Specialty Crop Block Grant Program - Farm Bill		
10.182	Pandemic Relief Activities: Local Food Purchase Agreements with States, Tribes, and Local Governments		
10.185	Local Food for Schools Cooperative Agreement Program		
	The Emergency Food Assistance Program (TEFAP) Commodity Credit		
10.187	Corporation Eligible Recipient Funds		
10.190	Resilient Food System Infrastructure Program		
10.200	<i>Grants for Agricultural Research, Special Research Grants</i>		<i>University of Florida</i>
10.200	<i>Grants for Agricultural Research, Special Research Grants</i>		<i>University of Florida</i>
10.200	<i>Grants for Agricultural Research, Special Research Grants</i>		<i>University of Florida</i>
10.200	<i>Grants for Agricultural Research, Special Research Grants</i>		<i>University of Florida</i>
10.200	<i>Grants for Agricultural Research, Special Research Grants</i>		<i>University of Florida</i>
10.200	<i>Grants for Agricultural Research, Special Research Grants</i>		<i>University of Florida</i>
10.200	<i>Grants for Agricultural Research, Special Research Grants</i>		<i>University of Florida</i>
10.200	<i>Grants for Agricultural Research, Special Research Grants</i>		<i>University of Florida</i>
10.200	<i>Grants for Agricultural Research, Special Research Grants</i>		<i>University of Florida</i>
10.200	<i>Grants for Agricultural Research, Special Research Grants</i>		<i>University of Florida</i>
10.200	<i>Grants for Agricultural Research, Special Research Grants</i>		<i>University of Florida</i>
10.200	<i>Grants for Agricultural Research, Special Research Grants</i>		<i>University of Florida</i>
10.200	<i>Grants for Agricultural Research, Special Research Grants</i>		<i>University of Florida</i>
10.200	<i>Grants for Agricultural Research, Special Research Grants</i>		<i>University of Florida</i>
10.200	<i>Grants for Agricultural Research, Special Research Grants</i>		<i>University of Florida</i>
10.200	<i>Grants for Agricultural Research, Special Research Grants</i>		<i>University of Florida</i>
10.200	<i>Grants for Agricultural Research, Special Research Grants</i>		<i>University of Florida</i>
10.200	<i>Grants for Agricultural Research, Special Research Grants</i>		<i>University of Florida</i>
10.200	<i>Grants for Agricultural Research, Special Research Grants</i>		<i>University of Florida</i>
10.200	<i>Grants for Agricultural Research, Special Research Grants</i>		<i>University of Florida</i>
10.202	Cooperative Forestry Research		

**Bolded and italicized award lines indicate pass-through funding.
The accompanying notes are an integral part of this schedule.**

State of Georgia

Identifying Number Assigned by Funder Pass-Through	Total Amount Provided to Sub-Recipients	Federal Expenditures	Federal Program Total	Cluster Name	Cluster Total
Column5	Column6	Column7	Column8	Column9	Column10
		\$37,759.00	\$37,759.00	N/A	\$0.00
	\$0.00	\$37,759.00			
"134277"		\$19,746.00	\$11,160,492.00	N/A	\$0.00
"39G4188"	\$65,986.00	\$106,527.00	\$11,160,492.00	Research and Development	\$1,853,636,499.00
"A2400795001"		\$101,775.00	\$11,160,492.00	Research and Development	\$1,853,636,499.00
"013200.327196.01"		\$313.00	\$11,160,492.00	Research and Development	\$1,853,636,499.00
"SAMZT2023071A"		\$75,890.00	\$11,160,492.00	Research and Development	\$1,853,636,499.00
"M2403557"		\$49,924.00	\$11,160,492.00	Research and Development	\$1,853,636,499.00
"M2403559"		\$87,171.00	\$11,160,492.00	Research and Development	\$1,853,636,499.00
		\$2,540,493.00	\$11,160,492.00	Research and Development	\$1,853,636,499.00
	\$400,653.00	\$8,178,653.00	\$11,160,492.00	Research and Development	\$1,853,636,499.00
		\$381,427.00	\$4,415,582.00	N/A	\$0.00
	\$72,114.00	\$2,094,829.00	\$4,415,582.00	N/A	\$0.00
"G-50346-31"		\$476,247.00	\$4,415,582.00	Research and Development	\$1,853,636,499.00
"3TF014"		\$157,163.00	\$4,415,582.00	Research and Development	\$1,853,636,499.00
"AP20PPQF0000C288"		\$10,000.00	\$4,415,582.00	Research and Development	\$1,853,636,499.00
"P0173196"		\$135.00	\$4,415,582.00	Research and Development	\$1,853,636,499.00
"SUB00003880"		\$105,647.00	\$4,415,582.00	Research and Development	\$1,853,636,499.00
		\$1,190,134.00	\$4,415,582.00	Research and Development	\$1,853,636,499.00
		\$94,843.00	\$526,417.00	Research and Development	\$1,853,636,499.00
	\$99,856.00	\$431,574.00	\$526,417.00	Research and Development	\$1,853,636,499.00
"C001-2021-04"		\$69,378.00	\$497,601.00	Research and Development	\$1,853,636,499.00
"M2401494"		\$25,159.00	\$497,601.00	Research and Development	\$1,853,636,499.00
	\$114,053.00	\$403,064.00	\$497,601.00	Research and Development	\$1,853,636,499.00
"000000668"		\$607.00	\$607.00	N/A	\$0.00
		\$522,070.00	\$522,070.00	N/A	\$0.00
		\$15,000.00	\$15,000.00	N/A	\$0.00
		\$4,830.00	\$4,830.00	Research and Development	\$1,853,636,499.00
		\$239,723.00	\$239,723.00	N/A	\$0.00
		\$89,904.00	\$89,904.00	Research and Development	\$1,853,636,499.00
	\$527,953.00	\$1,573,611.00	\$2,046,345.00	N/A	\$0.00
"24152232015446"		\$49,996.00	\$2,046,345.00	Research and Development	\$1,853,636,499.00
"A22-0292-5001"		-\$8,407.00	\$2,046,345.00	Research and Development	\$1,853,636,499.00
"431626"		\$32,705.00	\$2,046,345.00	Research and Development	\$1,853,636,499.00
"RNPSA0001285001"		\$29,553.00	\$2,046,345.00	Research and Development	\$1,853,636,499.00
"RSRRC0001136001"		-\$751.00	\$2,046,345.00	Research and Development	\$1,853,636,499.00
"2023CPS03"		\$41,678.00	\$2,046,345.00	Research and Development	\$1,853,636,499.00
"2025CPS05"		\$4,622.00	\$2,046,345.00	Research and Development	\$1,853,636,499.00
"752564"		\$8,889.00	\$2,046,345.00	Research and Development	\$1,853,636,499.00
"420149-19105"		\$108,632.00	\$2,046,345.00	Research and Development	\$1,853,636,499.00
	\$90,618.00	\$205,817.00	\$2,046,345.00	Research and Development	\$1,853,636,499.00
		\$9,762,489.00	\$9,762,489.00	N/A	\$0.00
	\$4,273,177.00	\$4,273,177.00	\$4,273,177.00	N/A	\$0.00
	\$1,215,000.00	\$21,276,175.00	\$21,276,175.00	N/A	\$0.00
		\$164,111.00	\$164,111.00	N/A	\$0.00
"22-001"		\$7,586.00	\$100,642.00	Research and Development	\$1,853,636,499.00
"2200907893"		\$440.00	\$100,642.00	Research and Development	\$1,853,636,499.00
"2301032818"		\$1,754.00	\$100,642.00	Research and Development	\$1,853,636,499.00
"2301036164"		\$13,888.00	\$100,642.00	Research and Development	\$1,853,636,499.00
"2301111898"		\$1,563.00	\$100,642.00	Research and Development	\$1,853,636,499.00
"2301128408"		\$8,795.00	\$100,642.00	Research and Development	\$1,853,636,499.00
"2401260054"		\$15,554.00	\$100,642.00	Research and Development	\$1,853,636,499.00
"2401260070"		\$15,555.00	\$100,642.00	Research and Development	\$1,853,636,499.00
"2401269059"		\$8,889.00	\$100,642.00	Research and Development	\$1,853,636,499.00
"2401269860"		\$8,061.00	\$100,642.00	Research and Development	\$1,853,636,499.00
"2401270641"		\$5,555.00	\$100,642.00	Research and Development	\$1,853,636,499.00
"2401270642"		\$8,889.00	\$100,642.00	Research and Development	\$1,853,636,499.00
"2501278610"		\$4,113.00	\$100,642.00	Research and Development	\$1,853,636,499.00
		\$820,534.00	\$820,534.00	Research and Development	\$1,853,636,499.00

**SCHEDULE OF EXPENDITURES OF FEDERAL AWARDS
FOR THE FISCAL YEAR ENDED JUNE 30, 2025**

Federal ALN Number	Federal Awarding Agency/Program Title	Additional Award Identification (Optional)	Name of Funder Pass-Through Entity
10.203	Payments to Agricultural Experiment Stations Under the Hatch Act		
10.205	Payments to 1890 Land-Grant Colleges and Tuskegee University		
10.207	Animal Health and Disease Research		
10.210	Higher Education National Needs Graduate Fellowship Grants		
10.212	<i>Small Business Innovation Research (SBIR) Program / Small Business Technology Transfer (STTR) Program</i>		<i>Cellacure, LLC</i>
10.212	<i>Small Business Innovation Research (SBIR) Program / Small Business Technology Transfer (STTR) Program</i>		<i>InLighta Biosciences, LLC</i>
10.212	<i>Small Business Innovation Research (SBIR) Program / Small Business Technology Transfer (STTR) Program</i>		<i>Oyster Seed Holdings, Inc.</i>
10.212	<i>Small Business Innovation Research (SBIR) Program / Small Business Technology Transfer (STTR) Program</i>		<i>Seacoast Science, Inc.</i>
10.215	<i>Sustainable Agriculture Research and Education</i>		<i>Clemson University</i>
10.215	<i>Sustainable Agriculture Research and Education</i>		<i>Kennesaw State University Research and Service Foundation</i>
10.215	<i>Sustainable Agriculture Research and Education</i>		<i>Kennesaw State University Research and Service Foundation</i>
10.215	<i>Sustainable Agriculture Research and Education</i>		<i>University of Florida</i>
10.215	<i>Sustainable Agriculture Research and Education</i>		<i>University of Florida</i>
10.216	<i>1890 Institution Capacity Building Grants</i>		<i>Prairie View A&M University</i>
10.216	<i>1890 Institution Capacity Building Grants</i>		<i>University of Florida</i>
10.216	<i>1890 Institution Capacity Building Grants</i>		<i>University of Maryland Eastern Shore</i>
10.216	1890 Institution Capacity Building Grants		
10.217	Higher Education - Institution Challenge Grants Program		
10.219	<i>Biotechnology Risk Assessment Research</i>		<i>Purdue University</i>
10.226	Secondary Education, Two-Year Postsecondary Education, and Agriculture in the K-12 Classroom		
10.229	<i>Extension Collaborative on Immunization Teaching & Engagement</i>		<i>Extension Foundation</i>
10.237	From Learning to Leading: Cultivating the Next Generation of Diverse Food and Agriculture Professionals		
10.250	<i>Agricultural and Rural Economic Research, Cooperative Agreements and Collaborations</i>		<i>University of California, Davis</i>
10.250	Agricultural and Rural Economic Research, Cooperative Agreements and Collaborations		
10.250	Agricultural and Rural Economic Research, Cooperative Agreements and Collaborations		
10.253	Consumer Data and Nutrition Research		
10.253	Consumer Data and Nutrition Research		
10.253	COVID-19 - Consumer Data and Nutrition Research	COVID-19	
10.290	Agricultural Market and Economic Research		
10.303	<i>Integrated Programs</i>		<i>University of Florida</i>
10.303	<i>Integrated Programs</i>		<i>University of Tennessee</i>
10.303	Integrated Programs		
10.304	<i>Food and Agriculture Defense Initiative (FADI)</i>		<i>University of Florida</i>
10.304	Food and Agriculture Defense Initiative (FADI)		
10.307	<i>Organic Agriculture Research and Extension Initiative</i>		<i>Kansas State University</i>
10.307	<i>Organic Agriculture Research and Extension Initiative</i>		<i>Prairie View A&M University</i>
10.307	<i>Organic Agriculture Research and Extension Initiative</i>		<i>University of Florida</i>
10.307	<i>Organic Agriculture Research and Extension Initiative</i>		<i>University of Rhode Island</i>
10.307	<i>Organic Agriculture Research and Extension Initiative</i>		<i>Washington State University</i>
10.307	Organic Agriculture Research and Extension Initiative		
10.309	<i>Specialty Crop Research Initiative</i>		<i>Clemson University</i>
10.309	<i>Specialty Crop Research Initiative</i>		<i>Clemson University</i>
10.309	<i>Specialty Crop Research Initiative</i>		<i>Louisiana State University</i>
10.309	<i>Specialty Crop Research Initiative</i>		<i>Michigan State University</i>
10.309	<i>Specialty Crop Research Initiative</i>		<i>Michigan State University</i>
10.309	<i>Specialty Crop Research Initiative</i>		<i>New Mexico State University</i>
10.309	<i>Specialty Crop Research Initiative</i>		<i>North Carolina State University</i>
10.309	<i>Specialty Crop Research Initiative</i>		<i>Ohio State University</i>
10.309	<i>Specialty Crop Research Initiative</i>		<i>Rutgers, The State University of New Jersey</i>
10.309	<i>Specialty Crop Research Initiative</i>		<i>Tennessee State University</i>
10.309	<i>Specialty Crop Research Initiative</i>		<i>Texas A&M AgrLife Extension Service</i>
10.309	<i>Specialty Crop Research Initiative</i>		<i>Texas A&M AgrLife Extension Service</i>
10.309	<i>Specialty Crop Research Initiative</i>		<i>Texas A&M University</i>
10.309	<i>Specialty Crop Research Initiative</i>		<i>University of Arkansas System</i>
10.309	<i>Specialty Crop Research Initiative</i>		<i>Division of Agriculture</i>
10.309	<i>Specialty Crop Research Initiative</i>		<i>University of Florida</i>
10.309	<i>Specialty Crop Research Initiative</i>		<i>University of Florida</i>
10.309	<i>Specialty Crop Research Initiative</i>		<i>University of Minnesota</i>
10.309	<i>Specialty Crop Research Initiative</i>		<i>University of Wisconsin - Madison</i>

**Bolded and italicized award lines indicate pass-through funding.
The accompanying notes are an integral part of this schedule.**

State of Georgia

Identifying Number Assigned by Funder Pass-Through	Total Amount Provided to Sub-Recipients	Federal Expenditures	Federal Program Total	Cluster Name	Cluster Total
	\$7,500.00	\$6,750,612.00	\$6,750,612.00	Research and Development	\$1,853,636,499.00
		\$5,160,699.00	\$5,160,699.00	Research and Development	\$1,853,636,499.00
		\$111,299.00	\$111,299.00	Research and Development	\$1,853,636,499.00
		\$5,069.00	\$5,069.00	Research and Development	\$1,853,636,499.00
"SCCELL000189170A"		\$14,701.00	\$95,977.00	Research and Development	\$1,853,636,499.00
"CON018908"		\$51,055.00	\$95,977.00	Research and Development	\$1,853,636,499.00
"20213361035485"		\$7,512.00	\$95,977.00	Research and Development	\$1,853,636,499.00
"22-1001UGA"		\$22,709.00	\$95,977.00	Research and Development	\$1,853,636,499.00
"24412152015298"		\$30,654.00	\$11,912,637.00	Research and Development	\$1,853,636,499.00
"431762"		\$11,156.00	\$11,912,637.00	Research and Development	\$1,853,636,499.00
"431792"		\$2,206.00	\$11,912,637.00	Research and Development	\$1,853,636,499.00
"SUB00003746"		\$5,869.00	\$11,912,637.00	Research and Development	\$1,853,636,499.00
	\$8,867,318.00	\$11,862,752.00	\$11,912,637.00	Research and Development	\$1,853,636,499.00
"M2303184/S230510"		\$66,808.00	\$858,293.00	Research and Development	\$1,853,636,499.00
"20237050840531"		\$51.00	\$858,293.00	Research and Development	\$1,853,636,499.00
"20213882134513"		\$1,441.00	\$858,293.00	Research and Development	\$1,853,636,499.00
		\$789,993.00	\$858,293.00	Research and Development	\$1,853,636,499.00
	\$59,237.00	\$188,680.00	\$188,680.00	Research and Development	\$1,853,636,499.00
"F1000224802020"		\$93,054.00	\$93,054.00	Research and Development	\$1,853,636,499.00
	\$18,014.00	\$59,101.00	\$59,101.00	Research and Development	\$1,853,636,499.00
"EXC320232403"		\$15,879.00	\$15,879.00	Research and Development	\$1,853,636,499.00
		\$181,524.00	\$181,524.00	Research and Development	\$1,853,636,499.00
"A222490S004"		\$2,254.00	\$26,429.00	Research and Development	\$1,853,636,499.00
		\$14,485.00	\$26,429.00	Research and Development	\$1,853,636,499.00
	\$912.00	\$9,690.00	\$26,429.00	Research and Development	\$1,853,636,499.00
		\$3,970.00	\$11,884.00	Research and Development	\$1,853,636,499.00
	\$3,536.00	\$3,564.00	\$11,884.00	Research and Development	\$1,853,636,499.00
		\$4,350.00	\$11,884.00	Research and Development	\$1,853,636,499.00
		\$32,881.00	\$32,881.00	Research and Development	\$1,853,636,499.00
"SUB00002762"		\$2,564.00	\$301,447.00	Research and Development	\$1,853,636,499.00
"A25-0214-S001"		\$29,139.00	\$301,447.00	Research and Development	\$1,853,636,499.00
	\$74,460.00	\$269,744.00	\$301,447.00	Research and Development	\$1,853,636,499.00
"SUB00003508"		\$38,034.00	\$280,838.00	Research and Development	\$1,853,636,499.00
		\$242,804.00	\$280,838.00	Research and Development	\$1,853,636,499.00
"A23-0075-S002"		\$89,463.00	\$1,255,191.00	Research and Development	\$1,853,636,499.00
"M2400127"		\$69,092.00	\$1,255,191.00	Research and Development	\$1,853,636,499.00
"SUB00002451"		\$46,731.00	\$1,255,191.00	Research and Development	\$1,853,636,499.00
"0010239"		\$98,151.00	\$1,255,191.00	Research and Development	\$1,853,636,499.00
"1402825PC003316"		\$60,836.00	\$1,255,191.00	Research and Development	\$1,853,636,499.00
	\$187,451.00	\$890,918.00	\$1,255,191.00	Research and Development	\$1,853,636,499.00
"21702072023550"		\$11,430.00	\$5,264,248.00	Research and Development	\$1,853,636,499.00
"22342072014173"		\$7,813.00	\$5,264,248.00	Research and Development	\$1,853,636,499.00
"PO-0000284263"		\$18,719.00	\$5,264,248.00	Research and Development	\$1,853,636,499.00
"RC111377F"		\$73,930.00	\$5,264,248.00	Research and Development	\$1,853,636,499.00
"RC115888UGRF"		\$117,940.00	\$5,264,248.00	Research and Development	\$1,853,636,499.00
"Q02416"		\$224,259.00	\$5,264,248.00	Research and Development	\$1,853,636,499.00
"2019-1455-02"		\$235,924.00	\$5,264,248.00	Research and Development	\$1,853,636,499.00
"SPC-1000012803 GR134206"		\$104,547.00	\$5,264,248.00	Research and Development	\$1,853,636,499.00
"2186"		\$247,253.00	\$5,264,248.00	Research and Development	\$1,853,636,499.00
"P0142880"		\$119,944.00	\$5,264,248.00	Research and Development	\$1,853,636,499.00
"M2305098"		\$372,902.00	\$5,264,248.00	Research and Development	\$1,853,636,499.00
"M2405182"		\$38,408.00	\$5,264,248.00	Research and Development	\$1,853,636,499.00
"M2300283"		\$16,774.00	\$5,264,248.00	Research and Development	\$1,853,636,499.00
"AWD10521010"		\$10,660.00	\$5,264,248.00	Research and Development	\$1,853,636,499.00
"SUB00002390"		\$268,995.00	\$5,264,248.00	Research and Development	\$1,853,636,499.00
"SUB00003529"		\$105,437.00	\$5,264,248.00	Research and Development	\$1,853,636,499.00
"A010138710"		\$6,345.00	\$5,264,248.00	Research and Development	\$1,853,636,499.00
"0000003391"		\$10,894.00	\$5,264,248.00	Research and Development	\$1,853,636,499.00

**SCHEDULE OF EXPENDITURES OF FEDERAL AWARDS
FOR THE FISCAL YEAR ENDED JUNE 30, 2025**

Federal ALN Number	Federal Awarding Agency/Program Title	Additional Award Identification (Optional)	Name of Funder Pass-Through Entity
10.309	<i>Specialty Crop Research Initiative</i>		<i>Virginia Polytechnic Institute and State University</i>
10.309	Specialty Crop Research Initiative		
10.310	<i>Agriculture and Food Research Initiative (AFRI)</i>		<i>North Carolina Agricultural and Technical State University</i>
10.310	Agriculture and Food Research Initiative (AFRI)		Auburn University
10.310	Agriculture and Food Research Initiative (AFRI)		Auburn University
10.310	Agriculture and Food Research Initiative (AFRI)		Chapman University
10.310	Agriculture and Food Research Initiative (AFRI)		Clemson University
10.310	Agriculture and Food Research Initiative (AFRI)		Clemson University
10.310	Agriculture and Food Research Initiative (AFRI)		HudsonAlpha Institute for Biotechnology
10.310	Agriculture and Food Research Initiative (AFRI)		Michigan State University
10.310	Agriculture and Food Research Initiative (AFRI)		Michigan State University
10.310	Agriculture and Food Research Initiative (AFRI)		Michigan State University
10.310	Agriculture and Food Research Initiative (AFRI)		Midwestern University
10.310	Agriculture and Food Research Initiative (AFRI)		North Carolina State University
10.310	Agriculture and Food Research Initiative (AFRI)		North Carolina State University
10.310	Agriculture and Food Research Initiative (AFRI)		North Carolina State University
10.310	Agriculture and Food Research Initiative (AFRI)		North Carolina State University
10.310	Agriculture and Food Research Initiative (AFRI)		North Carolina State University
10.310	Agriculture and Food Research Initiative (AFRI)		Ohio State University
10.310	Agriculture and Food Research Initiative (AFRI)		Oklahoma State University Foundation
10.310	Agriculture and Food Research Initiative (AFRI)		Purdue University
10.310	Agriculture and Food Research Initiative (AFRI)		Purdue University
10.310	<i>Agriculture and Food Research Initiative (AFRI)</i>		<i>Texas A&M AgriLife Extension Service</i>
10.310	Agriculture and Food Research Initiative (AFRI)		U.S. Endowment for Forestry and Communities, Inc.
10.310	Agriculture and Food Research Initiative (AFRI)		University of Arkansas
10.310	Agriculture and Food Research Initiative (AFRI)		University of Arkansas
10.310	Agriculture and Food Research Initiative (AFRI)		University of California
10.310	Agriculture and Food Research Initiative (AFRI)		University of California, Davis
10.310	Agriculture and Food Research Initiative (AFRI)		University of Connecticut
10.310	Agriculture and Food Research Initiative (AFRI)		University of Florida
10.310	Agriculture and Food Research Initiative (AFRI)		University of Florida
10.310	Agriculture and Food Research Initiative (AFRI)		University of Florida
10.310	Agriculture and Food Research Initiative (AFRI)		University of Florida
10.310	Agriculture and Food Research Initiative (AFRI)		University of Florida
10.310	Agriculture and Food Research Initiative (AFRI)		University of Idaho
10.310	Agriculture and Food Research Initiative (AFRI)		University of Michigan
10.310	Agriculture and Food Research Initiative (AFRI)		University of Minnesota
10.310	Agriculture and Food Research Initiative (AFRI)		University of Nebraska
10.310	Agriculture and Food Research Initiative (AFRI)		University of Tennessee
10.310	Agriculture and Food Research Initiative (AFRI)		University of Wisconsin - Madison
10.310	Agriculture and Food Research Initiative (AFRI)		University of Wisconsin - Madison
10.310	Agriculture and Food Research Initiative (AFRI)		University of Wisconsin - Madison
10.310	Agriculture and Food Research Initiative (AFRI)		University of Wisconsin - Madison
10.310	Agriculture and Food Research Initiative (AFRI)		Utah State University
10.310	<i>Agriculture and Food Research Initiative (AFRI)</i>		<i>Virginia Polytechnic Institute and State University</i>
10.310	Agriculture and Food Research Initiative (AFRI)		Washington State University
10.310	Agriculture and Food Research Initiative (AFRI)		West Virginia University Research Corporation
10.310	Agriculture and Food Research Initiative (AFRI)		William & Mary
10.310	Agriculture and Food Research Initiative (AFRI)		
10.310	COVID-19 - Agriculture and Food Research Initiative (AFRI)	COVID-19	North Carolina State University
10.311	Beginning Farmer and Rancher Development Program		
10.318	Women and Minorities in Science, Technology, Engineering, and Mathematics Fields		
10.326	Capacity Building for Non-Land Grant Colleges of Agriculture (NLGCA)		
10.326	Capacity Building for Non-Land Grant Colleges of Agriculture (NLGCA)		
10.328	Food Safety Outreach Program		
10.328	<i>Food Safety Outreach Program</i>		<i>Auburn University</i>
10.328	<i>Food Safety Outreach Program</i>		<i>University of Florida</i>
10.328	<i>Food Safety Outreach Program</i>		<i>University of Florida</i>
10.328	<i>Food Safety Outreach Program</i>		<i>Virginia Polytechnic Institute and State University</i>
10.328	Food Safety Outreach Program		
10.328	Food Safety Outreach Program		
10.329	<i>Crop Protection and Pest Management Competitive Grants Program</i>		<i>Michigan State University</i>
10.329	<i>Crop Protection and Pest Management Competitive Grants Program</i>		<i>North Carolina State University</i>

**Bolded and italicized award lines indicate pass-through funding.
The accompanying notes are an integral part of this schedule.**

State of Georgia

Identifying Number Assigned by Funder Pass-Through	Total Amount Provided to Sub-Recipients	Federal Expenditures	Federal Program Total	Cluster Name	Cluster Total
"423776-19105"		\$37,800.00	\$5,264,248.00	Research and Development	\$1,853,636,499.00
	\$2,178,916.00	\$3,234,274.00	\$5,264,248.00	Research and Development	\$1,853,636,499.00
"2.02368E+13"		\$55,715.00	\$14,651,866.00	N/A	\$0.00
"22AGECON205246UGRF"		\$42,604.00	\$14,651,866.00	Research and Development	\$1,853,636,499.00
"23BIOSYS205280UGRF"		\$77,002.00	\$14,651,866.00	Research and Development	\$1,853,636,499.00
"500614sub01"		-\$571.00	\$14,651,866.00	Research and Development	\$1,853,636,499.00
"2527-207-2016034"		\$52,391.00	\$14,651,866.00	Research and Development	\$1,853,636,499.00
"SC2265-207-2014379"		\$4,671.00	\$14,651,866.00	Research and Development	\$1,853,636,499.00
"2000010201"		\$55,503.00	\$14,651,866.00	Research and Development	\$1,853,636,499.00
"01110034099302"		\$10,219.00	\$14,651,866.00	Research and Development	\$1,853,636,499.00
"080100.330259.01"		\$15,702.00	\$14,651,866.00	Research and Development	\$1,853,636,499.00
"RC116954UGA"		\$18,305.00	\$14,651,866.00	Research and Development	\$1,853,636,499.00
"31128671165712"		\$27,870.00	\$14,651,866.00	Research and Development	\$1,853,636,499.00
"2019-1507-04"		\$88,146.00	\$14,651,866.00	Research and Development	\$1,853,636,499.00
"2022141401"		\$60,092.00	\$14,651,866.00	Research and Development	\$1,853,636,499.00
"PAM-P24-002142-SA02"		\$3,500.00	\$14,651,866.00	Research and Development	\$1,853,636,499.00
"PAM-P24-002528-SA01"		\$3,580.00	\$14,651,866.00	Research and Development	\$1,853,636,499.00
"RNCSU000175300A"		-\$2,094.00	\$14,651,866.00	Research and Development	\$1,853,636,499.00
"SPC-1000012362 - GR133209"		\$32,025.00	\$14,651,866.00	Research and Development	\$1,853,636,499.00
"2-562538.UGA/P1391885"		\$27,182.00	\$14,651,866.00	Research and Development	\$1,853,636,499.00
"17000900026"		\$37,540.00	\$14,651,866.00	Research and Development	\$1,853,636,499.00
"17001009039"		\$581,277.00	\$14,651,866.00	Research and Development	\$1,853,636,499.00
"M2404009"		\$190,392.00	\$14,651,866.00	Research and Development	\$1,853,636,499.00
"152946"		\$58,545.00	\$14,651,866.00	Research and Development	\$1,853,636,499.00
"20237044239232"		\$13,358.00	\$14,651,866.00	Research and Development	\$1,853,636,499.00
"AWD-103178-01"		\$652,672.00	\$14,651,866.00	Research and Development	\$1,853,636,499.00
"S001299"		\$150,960.00	\$14,651,866.00	Research and Development	\$1,853,636,499.00
"A232196S001"		\$36,617.00	\$14,651,866.00	Research and Development	\$1,853,636,499.00
"409814"		\$30,806.00	\$14,651,866.00	Research and Development	\$1,853,636,499.00
"SUB00002943"		\$4,932.00	\$14,651,866.00	Research and Development	\$1,853,636,499.00
"SUB00002968"		\$24,584.00	\$14,651,866.00	Research and Development	\$1,853,636,499.00
"SUB00004082"		\$7,140.00	\$14,651,866.00	Research and Development	\$1,853,636,499.00
"SUB00004767"		\$1,463.00	\$14,651,866.00	Research and Development	\$1,853,636,499.00
"UFDSP00011873"		-\$7,435.00	\$14,651,866.00	Research and Development	\$1,853,636,499.00
"SL7016-804801"		\$111,007.00	\$14,651,866.00	Research and Development	\$1,853,636,499.00
"SUBK00020320"		\$50,860.00	\$14,651,866.00	Research and Development	\$1,853,636,499.00
"H011063601"		\$32,582.00	\$14,651,866.00	Research and Development	\$1,853,636,499.00
"202081"		\$76,614.00	\$14,651,866.00	Research and Development	\$1,853,636,499.00
"148261"		\$55,285.00	\$14,651,866.00	Research and Development	\$1,853,636,499.00
"0000001225"		\$142,745.00	\$14,651,866.00	Research and Development	\$1,853,636,499.00
"0000001775"		\$4,622.00	\$14,651,866.00	Research and Development	\$1,853,636,499.00
"0000002901"		\$66,216.00	\$14,651,866.00	Research and Development	\$1,853,636,499.00
"415"		\$40,811.00	\$14,651,866.00	Research and Development	\$1,853,636,499.00
"205072859"		\$10,437.00	\$14,651,866.00	Research and Development	\$1,853,636,499.00
"42351519105"		\$224,113.00	\$14,651,866.00	Research and Development	\$1,853,636,499.00
"PO145136 SPC007096"		\$1,104.00	\$14,651,866.00	Research and Development	\$1,853,636,499.00
"20-182-UGA"		\$58,008.00	\$14,651,866.00	Research and Development	\$1,853,636,499.00
"745142"		\$50,573.00	\$14,651,866.00	Research and Development	\$1,853,636,499.00
		\$305,045.00	\$14,651,866.00	Research and Development	\$1,853,636,499.00
	\$1,826,037.00	\$11,050,643.00	\$14,651,866.00	Research and Development	\$1,853,636,499.00
"2022002001"		\$16,508.00	\$14,651,866.00	Research and Development	\$1,853,636,499.00
	\$137,372.00	\$258,005.00	\$258,005.00	Research and Development	\$1,853,636,499.00
	\$8,878.00	\$19,053.00	\$19,053.00	Research and Development	\$1,853,636,499.00
		\$103,164.00	\$106,114.00	N/A	\$0.00
		\$2,950.00	\$106,114.00	Research and Development	\$1,853,636,499.00
	\$26,835.00	\$294,347.00	\$633,006.00	N/A	\$0.00
"23ACES379874UGRF"		\$19,848.00	\$633,006.00	Research and Development	\$1,853,636,499.00
"SUB00003013"		-\$281.00	\$633,006.00	Research and Development	\$1,853,636,499.00
"SUB00004382"		\$1,908.00	\$633,006.00	Research and Development	\$1,853,636,499.00
"549196-19105"		\$3,056.00	\$633,006.00	Research and Development	\$1,853,636,499.00
		-\$176.00	\$633,006.00	Research and Development	\$1,853,636,499.00
	\$206,780.00	\$314,304.00	\$633,006.00	Research and Development	\$1,853,636,499.00
"RC114200UGA"		\$40,659.00	\$545,546.00	Research and Development	\$1,853,636,499.00
"2022275901"		\$169,511.00	\$545,546.00	Research and Development	\$1,853,636,499.00

**SCHEDULE OF EXPENDITURES OF FEDERAL AWARDS
FOR THE FISCAL YEAR ENDED JUNE 30, 2025**

Federal ALN Number	Federal Awarding Agency/Program Title	Additional Award Identification (Optional)	Name of Funder Pass-Through Entity
10.329	<i>Crop Protection and Pest Management Competitive Grants Program</i>		<i>Northern Arizona University</i>
			<i>Rutgers, The State University of New Jersey</i>
10.329	<i>Crop Protection and Pest Management Competitive Grants Program</i>		<i>University of Florida</i>
10.329	<i>Crop Protection and Pest Management Competitive Grants Program</i>		<i>University of Florida</i>
10.329	Crop Protection and Pest Management Competitive Grants Program		
10.330	Alfalfa Seed and Alfalfa Forage Systems Program		
10.351	Rural Business Development Grant		
10.377	Agriculture Innovation Center Demonstration Program		
10.446	Rural Community Development Initiative		
	Cooperative Agreements with States for Intrastate Meat and Poultry Inspection		
10.475			
10.500	<i>Cooperative Extension Service</i>		<i>Auburn University</i>
10.500	<i>Cooperative Extension Service</i>		<i>Extension Foundation</i>
10.500	<i>Cooperative Extension Service</i>		<i>Purdue University</i>
			<i>Virginia Polytechnic Institute and State University</i>
10.500	<i>Cooperative Extension Service</i>		
10.500	Cooperative Extension Service		
10.511	Smith-Lever Extension Funding		
	Extension Services at 1890 Colleges and Tuskegee University, West Virginia State College, and Central State University		
10.512	State College, and Central State University		
10.514	Expanded Food and Nutrition Education Program		
10.515	Renewable Resources Extension Act		
10.515	Renewable Resources Extension Act		
			<i>West Virginia University Research Corporation</i>
10.516	<i>Rural Health and Safety Education Competitive Grants Program</i>		
10.516	Rural Health and Safety Education Competitive Grants Program		
	<i>Agriculture Risk Management Education Partnerships Competitive Grants Program</i>		<i>University of Arkansas</i>
10.520	<i>Agriculture Risk Management Education Partnerships Competitive Grants Program</i>		<i>University of Arkansas</i>
10.520	Agriculture Risk Management Education Partnerships Competitive Grants Program		
10.522	Food and Agriculture Service Learning Program		
10.523	Centers of Excellence at 1890 Institutions		
			<i>North Carolina Agricultural and Technical State University</i>
10.523	<i>Centers of Excellence at 1890 Institutions</i>		<i>North Carolina Agricultural and Technical State University</i>
10.523	Centers of Excellence at 1890 Institutions		
10.524	Scholarships for Students at 1890 Institutions		
10.525	Farm and Ranch Stress Assistance Network Competitive Grants Program		
			<i>University of Tennessee</i>
10.525	<i>Farm and Ranch Stress Assistance Network Competitive Grants Program</i>		<i>University of Tennessee</i>
10.525	Farm and Ranch Stress Assistance Network Competitive Grants Program		
10.541	Child Nutrition-Technology Innovation Grant		
10.542	COVID-19 - Pandemic EBT Food Benefits	COVID-19	
10.551	Supplemental Nutrition Assistance Program		
10.551	COVID-19 - Supplemental Nutrition Assistance Program	COVID-19	
10.553	School Breakfast Program		
10.555	National School Lunch Program		
10.556	Special Milk Program for Children		
	WIC Special Supplemental Nutrition Program for Women, Infants, and Children		
10.557	COVID-19 - WIC Special Supplemental Nutrition Program for Women, Infants, and Children	COVID-19	
			<i>Community Childcare Food Supplement, Inc.</i>
10.558	<i>Child and Adult Care Food Program</i>		
10.558	Child and Adult Care Food Program		
10.559	Summer Food Service Program for Children		
10.560	State Administrative Expenses for Child Nutrition		
10.560	State Administrative Expenses for Child Nutrition		
	State Administrative Matching Grants for the Supplemental Nutrition Assistance Program		
10.561	COVID-19 - State Administrative Matching Grants for the Supplemental Nutrition Assistance Program	COVID-19	
10.565	Commodity Supplemental Food Program		
10.568	Emergency Food Assistance Program (Administrative Costs)		
10.569	<i>Emergency Food Assistance Program (Food Commodities)</i>		<i>Step Up Savannah</i>
10.569	Emergency Food Assistance Program (Food Commodities)		
10.572	WIC Farmers' Market Nutrition Program (FMNP)		
10.574	Team Nutrition Grants		
10.575	Farm to School Grant Program		
10.576	Senior Farmers Market Nutrition Program		
10.576	COVID-19 - Senior Farmers Market Nutrition Program	COVID-19	

**Bolded and italicized award lines indicate pass-through funding.
The accompanying notes are an integral part of this schedule.**

State of Georgia

Identifying Number Assigned by Funder Pass-Through	Total Amount Provided to Sub-Recipients	Federal Expenditures	Federal Program Total	Cluster Name	Cluster Total
"100548002"		\$10,632.00	\$545,546.00	Research and Development	\$1,853,636,499.00
"0763"		-\$234.00	\$545,546.00	Research and Development	\$1,853,636,499.00
"SUB00003417"		\$44,946.00	\$545,546.00	Research and Development	\$1,853,636,499.00
"SUB00003920"		\$20,463.00	\$545,546.00	Research and Development	\$1,853,636,499.00
	\$37,135.00	\$259,569.00	\$545,546.00	Research and Development	\$1,853,636,499.00
	\$74,011.00	\$252,064.00	\$252,064.00	Research and Development	\$1,853,636,499.00
		\$558,153.00	\$558,153.00	N/A	\$0.00
		\$282,784.00	\$282,784.00	Research and Development	\$1,853,636,499.00
		\$130,266.00	\$130,266.00	Research and Development	\$1,853,636,499.00
		\$4,641,567.00	\$4,641,567.00	N/A	\$0.00
"22HDFS205235UGRF"		\$32,949.00	\$249,341.00	Research and Development	\$1,853,636,499.00
"NTAE-2024-2591"		\$6,119.00	\$249,341.00	Research and Development	\$1,853,636,499.00
"17001094059"		\$25,516.00	\$249,341.00	Research and Development	\$1,853,636,499.00
"423811-19105"		\$38,108.00	\$249,341.00	Research and Development	\$1,853,636,499.00
		\$146,649.00	\$249,341.00	Research and Development	\$1,853,636,499.00
		\$9,219,290.00	\$9,219,290.00	Research and Development	\$1,853,636,499.00
		\$2,286,707.00	\$2,286,707.00	N/A	\$0.00
		\$2,240,959.00	\$2,240,959.00	Research and Development	\$1,853,636,499.00
		\$16,026.00	\$152,229.00	N/A	\$0.00
	\$31,873.00	\$136,203.00	\$152,229.00	Research and Development	\$1,853,636,499.00
"24-660-UGRF"		\$10,817.00	\$195,332.00	Research and Development	\$1,853,636,499.00
		\$184,515.00	\$195,332.00	Research and Development	\$1,853,636,499.00
"GR021173"	\$1,864.00	\$25,376.00	\$52,860.00	Research and Development	\$1,853,636,499.00
"GR021197"		\$27,484.00	\$52,860.00	Research and Development	\$1,853,636,499.00
		\$70,043.00	\$70,043.00	Research and Development	\$1,853,636,499.00
		\$38,071.00	\$58,071.00	N/A	\$0.00
"2021384234838"		\$9,241.00	\$58,071.00	Research and Development	\$1,853,636,499.00
"20213842734837"		\$2,923.00	\$58,071.00	Research and Development	\$1,853,636,499.00
		\$7,836.00	\$58,071.00	Research and Development	\$1,853,636,499.00
		\$364,044.00	\$364,044.00	N/A	\$0.00
		\$11,065.00	\$108,154.00	N/A	\$0.00
"9500095925"		\$93,980.00	\$108,154.00	Research and Development	\$1,853,636,499.00
"A240602S006"		\$3,109.00	\$108,154.00	Research and Development	\$1,853,636,499.00
		\$30,000.00	\$30,000.00	N/A	\$0.00
		\$1,125.00	\$1,125.00	N/A	\$0.00
		\$3,492,098,403.00	\$3,513,242,732.00	SNAP Cluster	\$3,656,456,639.00
		\$21,144,329.00	\$3,513,242,732.00	SNAP Cluster	\$3,656,456,639.00
	\$270,959,898.00	\$272,122,044.00	\$272,122,044.00	Child Nutrition Cluster	\$1,058,084,978.00
	\$710,720,720.00	\$766,216,249.00	\$766,216,249.00	Child Nutrition Cluster	\$1,058,084,978.00
	\$2,193.00	\$2,193.00	\$2,193.00	Child Nutrition Cluster	\$1,058,084,978.00
	\$58,603,982.00	\$251,906,176.00	\$252,074,640.00	N/A	\$0.00
		\$168,464.00	\$252,074,640.00	N/A	\$0.00
"36633A18"		\$6,691.00	\$150,602,122.00	N/A	\$0.00
	\$148,048,288.00	\$150,595,431.00	\$150,602,122.00	N/A	\$0.00
	\$13,594,534.00	\$13,876,055.00	\$13,876,055.00	Child Nutrition Cluster	\$1,058,084,978.00
		\$4,182,930.00	\$16,039,656.00	N/A	\$0.00
	\$1,999,513.00	\$11,856,726.00	\$16,039,656.00	N/A	\$0.00
	\$11,995,605.00	\$143,740,407.00	\$143,213,907.00	SNAP Cluster	\$3,656,456,639.00
		-\$526,500.00	\$143,213,907.00	SNAP Cluster	\$3,656,456,639.00
	\$646,021.00	\$4,259,394.00	\$4,259,394.00	Food Distribution Cluster	\$40,527,510.00
	\$4,838,339.00	\$4,987,533.00	\$4,987,533.00	Food Distribution Cluster	\$40,527,510.00
"00010283"		\$11,677.00	\$31,280,583.00	Food Distribution Cluster	\$40,527,510.00
		\$31,268,906.00	\$31,280,583.00	Food Distribution Cluster	\$40,527,510.00
		\$1,415,084.00	\$1,415,084.00	N/A	\$0.00
		\$8,144.00	\$8,144.00	N/A	\$0.00
	\$30,000.00	\$109,443.00	\$109,443.00	N/A	\$0.00
		\$176,418.00	\$1,330,228.00	N/A	\$0.00
		\$1,153,810.00	\$1,330,228.00	N/A	\$0.00

**SCHEDULE OF EXPENDITURES OF FEDERAL AWARDS
FOR THE FISCAL YEAR ENDED JUNE 30, 2025**

Federal ALN Number	Federal Awarding Agency/Program Title	Additional Award Identification (Optional)	Name of Funder Pass-Through Entity
10.578	WIC Grants To States (WGS)		
10.579	Child Nutrition Discretionary Grants Limited Availability		
10.582	Fresh Fruit and Vegetable Program		
10.600	<i>Foreign Market Development Cooperator Program</i>		<i>Virginia Polytechnic Institute and State University</i>
10.603	Emerging Markets Program		
10.645	Farm to School State Formula Grant		
10.652	Forestry Research		
10.652	<i>Forestry Research</i>		<i>National Council for Air and Stream Improvement, Inc.</i>
10.652	<i>Forestry Research</i>		<i>U.S. Endowment for Forestry and Communities, Inc.</i>
10.652	Forestry Research		
10.664	Cooperative Forestry Assistance		
10.664	<i>Cooperative Forestry Assistance</i>		<i>Auburn University</i>
10.664	Cooperative Forestry Assistance		
10.665	Schools and Roads - Grants to States		
10.674	Wood Utilization Assistance		
10.675	Urban and Community Forestry Program		
10.676	Forest Legacy Program		
10.678	Forest Stewardship Program		
10.678	Forest Stewardship Program		
10.680	Forest Health Protection		
10.680	Forest Health Protection		
10.683	National Fish and Wildlife Foundation		
10.683	<i>National Fish and Wildlife Foundation</i>		<i>National Fish and Wildlife Foundation</i>
10.691	Good Neighbor Authority		
10.697	State & Private Forestry Hazardous Fuel Reduction Program		
10.698	State & Private Forestry Cooperative Fire Assistance		
10.698	<i>State & Private Forestry Cooperative Fire Assistance</i>		<i>Colorado State University</i>
10.699	<i>Partnership Agreements</i>		<i>Cradle of Forestry</i>
10.699	<i>Partnership Agreements</i>		<i>Cradle of Forestry</i>
10.699	<i>Partnership Agreements</i>		<i>The Nature Conservancy</i>
10.699	Partnership Agreements		
10.707	<i>Research Joint Venture and Cost Reimbursable Agreements</i>		<i>Michigan State University</i>
10.707	<i>Research Joint Venture and Cost Reimbursable Agreements</i>		<i>North Carolina State University</i>
10.707	Research Joint Venture and Cost Reimbursable Agreements		
10.707	Research Joint Venture and Cost Reimbursable Agreements		
10.714	Infrastructure Investment and Jobs Act Joint Fire Science Program (Research & Development)		
10.716	Infrastructure Investment and Jobs Act Prescribed Fire/Fire Recovery		
10.717	Infrastructure Investment and Jobs Act Restoration/Revegetation		
10.720	Infrastructure Investment and Jobs Act Community Wildfire Defense Grants		
10.727	Inflation Reduction Act Urban & Community Forestry Program		
10.731	<i>Inflation Reduction Act Landscape Scale Restoration</i>		<i>American Forest Foundation</i>
10.731	Inflation Reduction Act Landscape Scale Restoration		
10.731	<i>Inflation Reduction Act Landscape Scale Restoration</i>		<i>U.S. Endowment for Forestry and Communities, Inc.</i>
10.734	Inflation Reduction Act - Forest Legacy Program		
10.766	Community Facilities Loans and Grants		
10.855	Distance Learning and Telemedicine Loans and Grants		
10.868	Rural Energy for America Program		
10.890	Rural Development Cooperative Agreement Program		
10.902	<i>Soil and Water Conservation</i>		<i>Longleaf Alliance</i>
10.902	Soil and Water Conservation		
10.902	<i>Soil and Water Conservation</i>		<i>Brier Creek Conservation District</i>
10.902	<i>Soil and Water Conservation</i>		<i>Chestatee-Chattahoochee RC&D</i>
10.902	<i>Soil and Water Conservation</i>		<i>Colorado State University</i>
10.902	<i>Soil and Water Conservation</i>		<i>Longleaf Alliance</i>
10.902	<i>Soil and Water Conservation</i>		<i>The Jones Center At Ichauway</i>
10.902	Soil and Water Conservation		
10.902	Soil and Water Conservation		
10.912	Environmental Quality Incentives Program		
10.912	<i>Environmental Quality Incentives Program</i>		<i>North Carolina State University</i>
10.912	<i>Environmental Quality Incentives Program</i>		<i>Pheasants Forever, Inc.</i>
10.912	<i>Environmental Quality Incentives Program</i>		<i>Pine Country RC&D Council</i>
10.912	<i>Environmental Quality Incentives Program</i>		<i>University of Florida</i>
10.912	<i>Environmental Quality Incentives Program</i>		<i>University of Florida</i>
10.912	<i>Environmental Quality Incentives Program</i>		<i>Woodard & Curran, Inc.</i>
10.912	Environmental Quality Incentives Program		
10.916	Watershed Rehabilitation Program		

**Bolded and italicized award lines indicate pass-through funding.
The accompanying notes are an integral part of this schedule.**

State of Georgia

Identifying Number Assigned by Funder Pass-Through	Total Amount Provided to Sub-Recipients	Federal Expenditures	Federal Program Total	Cluster Name	Cluster Total
		\$97,742.00	\$97,742.00	N/A	\$0.00
	\$1,987,326.00	\$1,987,326.00	\$1,987,326.00	N/A	\$0.00
	\$5,868,437.00	\$5,868,437.00	\$5,868,437.00	Child Nutrition Cluster	\$1,058,084,978.00
"42352619105"		\$21,933.00	\$21,933.00	Research and Development	\$1,853,636,499.00
		\$38,096.00	\$38,096.00	N/A	\$0.00
		\$525,404.00	\$525,404.00	N/A	\$0.00
		\$857,479.00	\$981,641.00	N/A	\$0.00
"FOSFG2673SFV0100"		\$2,146.00	\$981,641.00	Research and Development	\$1,853,636,499.00
"152947"		\$99,537.00	\$981,641.00	Research and Development	\$1,853,636,499.00
		\$22,479.00	\$981,641.00	Research and Development	\$1,853,636,499.00
		\$4,174,407.00	\$4,350,191.00	N/A	\$0.00
"24ACES374474UGRF"		\$9,606.00	\$4,350,191.00	Research and Development	\$1,853,636,499.00
		\$166,178.00	\$4,350,191.00	Research and Development	\$1,853,636,499.00
				Forest Service Schools and Roads Cluster	
	\$149,133.00	\$149,133.00	\$149,133.00	Cluster	\$149,133.00
		\$3,210.00	\$3,210.00	Research and Development	\$1,853,636,499.00
		\$197,344.00	\$197,344.00	Research and Development	\$1,853,636,499.00
		\$17,592,865.00	\$17,592,865.00	N/A	\$0.00
		\$878,410.00	\$875,149.00	N/A	\$0.00
		-\$3,261.00	\$875,149.00	Research and Development	\$1,853,636,499.00
		\$256,603.00	\$613,007.00	N/A	\$0.00
		\$356,404.00	\$613,007.00	Research and Development	\$1,853,636,499.00
		\$27,883.00	\$90,011.00	N/A	\$0.00
"1906.22.073687"		\$62,128.00	\$90,011.00	Research and Development	\$1,853,636,499.00
		\$28,829.00	\$28,829.00	N/A	\$0.00
		\$691,846.00	\$691,846.00	N/A	\$0.00
		\$367,270.00	\$394,289.00	N/A	\$0.00
"G-91388-01"		\$27,019.00	\$394,289.00	Research and Development	\$1,853,636,499.00
"RCFIA000158460A"		\$11,248.00	\$562,707.00	Research and Development	\$1,853,636,499.00
"RCFIA000184390A"		\$47,064.00	\$562,707.00	Research and Development	\$1,853,636,499.00
"GABU10192022"		\$8,026.00	\$562,707.00	Research and Development	\$1,853,636,499.00
		\$496,369.00	\$562,707.00	Research and Development	\$1,853,636,499.00
"080100.330795.01"		\$3,633.00	\$672,367.00	Research and Development	\$1,853,636,499.00
"PAMP190025985A02"		\$750.00	\$672,367.00	Research and Development	\$1,853,636,499.00
		\$42,379.00	\$672,367.00	Research and Development	\$1,853,636,499.00
	\$37,377.00	\$625,605.00	\$672,367.00	Research and Development	\$1,853,636,499.00
				Research and Development	
		\$187,665.00	\$187,665.00	Research and Development	\$1,853,636,499.00
		\$21,220.00	\$21,220.00	Research and Development	\$1,853,636,499.00
		\$175,000.00	\$175,000.00	N/A	\$0.00
	\$485,104.00	\$583,370.00	\$583,370.00	N/A	\$0.00
	\$1,888,500.00	\$2,006,752.00	\$2,006,752.00	N/A	\$0.00
"NN88YXL1TK97"		\$5,915.00	\$69,374.00	N/A	\$0.00
		\$52,779.00	\$69,374.00	N/A	\$0.00
"2400940"		\$10,680.00	\$69,374.00	Research and Development	\$1,853,636,499.00
		\$1,500,000.00	\$1,500,000.00	N/A	\$0.00
		\$62,488,877.00	\$62,488,877.00	N/A	\$0.00
		\$5,273.00	\$5,273.00	N/A	\$0.00
		\$47,423.00	\$47,423.00	Research and Development	\$1,853,636,499.00
		\$70,030.00	\$70,030.00	Research and Development	\$1,853,636,499.00
"1904.20.067429, 1903.19.063894"		\$50,049.00	\$903,786.00	N/A	\$0.00
		\$124,694.00	\$903,786.00	N/A	\$0.00
"NR194310XXC020"		-\$5,085.00	\$903,786.00	Research and Development	\$1,853,636,499.00
"AWD00018982"		\$12,663.00	\$903,786.00	Research and Development	\$1,853,636,499.00
"G-70444-04"		\$14,599.00	\$903,786.00	Research and Development	\$1,853,636,499.00
"02.2023.00.00"		\$33,129.00	\$903,786.00	Research and Development	\$1,853,636,499.00
"UGANR243A750023C00301"		\$91,524.00	\$903,786.00	Research and Development	\$1,853,636,499.00
		\$19,260.00	\$903,786.00	Research and Development	\$1,853,636,499.00
	\$139,779.00	\$562,953.00	\$903,786.00	Research and Development	\$1,853,636,499.00
		\$188,732.00	\$905,175.00	N/A	\$0.00
"PAM-P21-001033-SA02"		\$38,975.00	\$905,175.00	Research and Development	\$1,853,636,499.00
"WILDLIFE PHASE 2"		\$293,394.00	\$905,175.00	Research and Development	\$1,853,636,499.00
"NR244310XXG009"		\$5,704.00	\$905,175.00	Research and Development	\$1,853,636,499.00
"SUB00002647"		\$59,381.00	\$905,175.00	Research and Development	\$1,853,636,499.00
"SUB00003984"		\$68,033.00	\$905,175.00	Research and Development	\$1,853,636,499.00
"0233180.02"		\$839.00	\$905,175.00	Research and Development	\$1,853,636,499.00
		\$250,117.00	\$905,175.00	Research and Development	\$1,853,636,499.00
		\$202,370.00	\$202,370.00	N/A	\$0.00

**SCHEDULE OF EXPENDITURES OF FEDERAL AWARDS
FOR THE FISCAL YEAR ENDED JUNE 30, 2025**

Federal ALN Number	Federal Awarding Agency/Program Title	Additional Award Identification (Optional)	Name of Funder Pass-Through Entity
<i>10.924</i>	<i>Conservation Stewardship Program</i>		<i>Longleaf Alliance</i>
<i>10.924</i>	<i>Conservation Stewardship Program</i>		<i>Pheasants Forever, Inc.</i>
<i>10.934</i>	<i>Feral Swine Eradication and Control Pilot Program</i>		<i>Flint River Soil and Water Conservation District</i>
<i>10.934</i>	<i>Feral Swine Eradication and Control Pilot Program</i>		<i>South Carolina Department of Natural Resources</i>
10.934	Feral Swine Eradication and Control Pilot Program		
<i>10.937</i>	<i>Partnerships for Climate-Smart Commodities</i>		<i>Rodale Institute</i>
<i>10.937</i>	<i>Partnerships for Climate-Smart Commodities</i>		<i>University of Idaho</i>
<i>10.937</i>	<i>Partnerships for Climate-Smart Commodities</i>		<i>Yale University</i>
10.960	Technical Agricultural Assistance		
10.960	Technical Agricultural Assistance		
10.961	Scientific Cooperation and Research		
10.971	Urban Agriculture and Urban County Committee Outreach, Technical Assistance, and Education		
10.RD	Southern Pine Health Research Cooperative - US Forest Service 2020-2022	12444021P0007	
10.RD	Genomic DNA Sequencing services	12444823P0074	
<i>10.RD</i>	<i>Financial Feasibility and Environmental Implications of Adopting Automatic Milking Systems by Dairy Farms in Wisconsin and Minnesota</i>	<i>H009987614</i>	<i>University of Wisconsin - River Falls</i>
<i>10.RD</i>	<i>Development of a universal diagnostic tool for needle diseases of southern pines using Nanopore multi-gene target-capture sequencing</i>	<i>RFFAR000166220A</i>	<i>Foundation for Food and Agriculture Research</i>
<i>10.RD</i>	<i>Novel System to Reduce Air Pollution from Poultry Production Systems</i>	<i>RTDRI000154350A</i>	<i>TDA Research, Inc.</i>
<i>10.RD</i>	<i>The Impact of Nutrition Assistance Programs on Food Insecurity, Food Acquisition, and Health Outcomes among Older Adults</i>	<i>RUNOK0001053701</i>	<i>University of Kentucky</i>
10.RD	Reverse Engineering Medical Devices	STATEMENT OF WORK # 696045	
Total Department of Agriculture			
Department of Commerce			
<i>11.011</i>	<i>Ocean Exploration</i>		<i>Carnegie Mellon University</i>
<i>11.011</i>	<i>Ocean Exploration</i>		<i>Florida Fish and Wildlife Conservation Commission</i>
11.011	Ocean Exploration		
<i>11.012</i>	<i>Integrated Ocean Observing System (IOOS)</i>		<i>Georgia Southern University Research and Service Foundation, Inc.</i>
<i>11.012</i>	<i>Integrated Ocean Observing System (IOOS)</i>		<i>The Southeast Coastal Ocean Observing Regional Association</i>
<i>11.012</i>	<i>Integrated Ocean Observing System (IOOS)</i>		<i>The Southeast Coastal Ocean Observing Regional Association</i>
<i>11.012</i>	<i>Integrated Ocean Observing System (IOOS)</i>		<i>The Southeast Coastal Ocean Observing Regional Association</i>
<i>11.012</i>	<i>Integrated Ocean Observing System (IOOS)</i>		<i>The Southeast Coastal Ocean Observing Regional Association</i>
<i>11.012</i>	<i>Integrated Ocean Observing System (IOOS)</i>		<i>The Southeast Coastal Ocean Observing Regional Association</i>
<i>11.012</i>	<i>Integrated Ocean Observing System (IOOS)</i>		<i>The Southeast Coastal Ocean Observing Regional Association</i>
<i>11.012</i>	<i>Integrated Ocean Observing System (IOOS)</i>		<i>The Southeast Coastal Ocean Observing Regional Association</i>
<i>11.012</i>	<i>Integrated Ocean Observing System (IOOS)</i>		<i>The Southeast Coastal Ocean Observing Regional Association</i>
<i>11.012</i>	<i>Integrated Ocean Observing System (IOOS)</i>		<i>The Southeast Coastal Ocean Observing Regional Association</i>
<i>11.012</i>	<i>Integrated Ocean Observing System (IOOS)</i>		<i>The Southeast Coastal Ocean Observing Regional Association</i>
<i>11.012</i>	<i>Integrated Ocean Observing System (IOOS)</i>		<i>The Southeast Coastal Ocean Observing Regional Association</i>
<i>11.012</i>	<i>Integrated Ocean Observing System (IOOS)</i>		<i>The Southeast Coastal Ocean Observing Regional Association</i>
<i>11.012</i>	<i>Integrated Ocean Observing System (IOOS)</i>		<i>The Southeast Coastal Ocean Observing Regional Association</i>
<i>11.012</i>	<i>Integrated Ocean Observing System (IOOS)</i>		<i>The Southeast Coastal Ocean Observing Regional Association</i>
<i>11.012</i>	<i>Integrated Ocean Observing System (IOOS)</i>		<i>The Southeast Coastal Ocean Observing Regional Association</i>
<i>11.012</i>	<i>Integrated Ocean Observing System (IOOS)</i>		<i>University of Puerto Rico at Mayagüez</i>
11.015	Broad Agency Announcement		
<i>11.024</i>	<i>BUILD TO SCALE</i>		<i>Georgia Southern University Research and Service Foundation, Inc.</i>
11.024	BUILD TO SCALE		
11.028	Connecting Minority Communities Pilot Program		
11.028	Connecting Minority Communities Pilot Program		
11.028	Connecting Minority Communities Pilot Program		

**Bolded and italicized award lines indicate pass-through funding.
The accompanying notes are an integral part of this schedule.**

State of Georgia

Identifying Number Assigned by Funder Pass-Through	Total Amount Provided to Sub-Recipients	Federal Expenditures	Federal Program Total	Cluster Name	Cluster Total
"25.2024.00.00"		\$2,663.00	\$132,019.00	Research and Development	\$1,853,636,499.00
"C005202202"	\$93,390.00	\$129,356.00	\$132,019.00	Research and Development	\$1,853,636,499.00
"RFRWC0001209701"		\$19,888.00	\$372,154.00	Research and Development	\$1,853,636,499.00
"P24011200220"		\$12,668.00	\$372,154.00	Research and Development	\$1,853,636,499.00
		\$339,598.00	\$372,154.00	Research and Development	\$1,853,636,499.00
"RICS04172023120UGA"		\$154,092.00	\$334,211.00	Research and Development	\$1,853,636,499.00
"OS7090-909982"		\$44,527.00	\$334,211.00	Research and Development	\$1,853,636,499.00
"151228"		\$135,592.00	\$334,211.00	Research and Development	\$1,853,636,499.00
		\$267,429.00	\$272,229.00	N/A	\$0.00
	\$2,976.00	\$4,800.00	\$272,229.00	Research and Development	\$1,853,636,499.00
		\$41,004.00	\$41,004.00	Research and Development	\$1,853,636,499.00
	\$97,968.00	\$209,936.00	\$209,936.00	Research and Development	\$1,853,636,499.00
		\$621.00	\$105,281.00	Research and Development	\$1,853,636,499.00
		\$53,463.00	\$105,281.00	Research and Development	\$1,853,636,499.00
"H009987614"		\$12,323.00	\$105,281.00	Research and Development	\$1,853,636,499.00
"23000869"		\$6,644.00	\$105,281.00	Research and Development	\$1,853,636,499.00
"AJ.7101.009.UGA.22.01"		\$16,331.00	\$105,281.00	Research and Development	\$1,853,636,499.00
"320000218519244"		\$912.00	\$105,281.00	Research and Development	\$1,853,636,499.00
		\$14,987.00	\$105,281.00	Research and Development	\$1,853,636,499.00
	\$1,252,796,622.00	\$5,402,782,703.00			
"1080457 - 473617"		\$39,425.00	\$121,522.00	Research and Development	\$1,853,636,499.00
"B0FDA5"		\$55.00	\$121,522.00	Research and Development	\$1,853,636,499.00
		\$82,042.00	\$121,522.00	Research and Development	\$1,853,636,499.00
"39G5996"		\$4,081.00	\$684,539.00	Research and Development	\$1,853,636,499.00
"146335"		\$24,159.00	\$684,539.00	Research and Development	\$1,853,636,499.00
"149450"		\$75,448.00	\$684,539.00	Research and Development	\$1,853,636,499.00
"800002110"		\$49,404.00	\$684,539.00	Research and Development	\$1,853,636,499.00
"IOOS.21(097)UGA.CE.GLD.1"		\$60,207.00	\$684,539.00	Research and Development	\$1,853,636,499.00
"IOOS.21(097)UGA.CE.HFR.1"		\$43,838.00	\$684,539.00	Research and Development	\$1,853,636,499.00
"IOOS.21(097)UGA.NC.HABS.2"		\$54,207.00	\$684,539.00	Research and Development	\$1,853,636,499.00
"IOOS.21(097)UGA.SN.OA.1"		\$60,074.00	\$684,539.00	Research and Development	\$1,853,636,499.00
"IOOS.21(097)UGACENAVYGLD1"		\$38,582.00	\$684,539.00	Research and Development	\$1,853,636,499.00
"IOOS21097UGACESAIDRONE3"		\$82,362.00	\$684,539.00	Research and Development	\$1,853,636,499.00
"IOOS21097UGAGASGR0DS2"		\$15,600.00	\$684,539.00	Research and Development	\$1,853,636,499.00
"IOOS22178UGACEHURGLD1"		\$140,441.00	\$684,539.00	Research and Development	\$1,853,636,499.00
"IRA2424UGAJBTopic201"		\$292.00	\$684,539.00	Research and Development	\$1,853,636,499.00
"RSECO000191480A"		\$1,500.00	\$684,539.00	Research and Development	\$1,853,636,499.00
"2023-2024-001"		\$34,344.00	\$684,539.00	Research and Development	\$1,853,636,499.00
		\$29,101.00	\$29,101.00	Research and Development	\$1,853,636,499.00
"39G3061"	\$50,000.00	\$150,877.00	\$431,877.00	N/A	\$0.00
	\$80,642.00	\$281,000.00	\$431,877.00	N/A	\$0.00
		\$1,157,620.00	\$3,811,970.00	N/A	\$0.00
	\$73,500.00	\$977,596.00	\$3,811,970.00	N/A	\$0.00
		\$1,676,754.00	\$3,811,970.00	Research and Development	\$1,853,636,499.00

**SCHEDULE OF EXPENDITURES OF FEDERAL AWARDS
FOR THE FISCAL YEAR ENDED JUNE 30, 2025**

Federal ALN Number	Federal Awarding Agency/Program Title	Additional Award Identification (Optional)	Name of Funder Pass-Through Entity
11.035	Broadband Equity, Access, and Deployment Program		
11.303	<i>Economic Development Technical Assistance</i>		<i>Georgia Southern University Research and Service Foundation, Inc.</i>
11.303	Economic Development Technical Assistance		
11.303	<i>Economic Development Technical Assistance</i>		<i>Southwest Georgia Regional Commission</i>
11.303	<i>Economic Development Technical Assistance</i>		<i>Texas A&M University</i>
11.303	Economic Development Technical Assistance		
			<i>Georgia Southern University Research and Service Foundation, Inc.</i>
11.307	<i>Economic Adjustment Assistance</i>		
11.307	Economic Adjustment Assistance		
11.307	Economic Adjustment Assistance		
11.307	<i>Economic Adjustment Assistance</i>		<i>Russell Innovation Center for Entrepreneurs</i>
11.307	Economic Adjustment Assistance		
11.307	COVID-19 - Economic Adjustment Assistance	COVID-19	
11.313	Trade Adjustment Assistance for Firms		
11.313	Trade Adjustment Assistance for Firms		
11.407	Interjurisdictional Fisheries Act of 1986		
			<i>Georgia Southern University Research and Service Foundation, Inc.</i>
11.417	<i>Sea Grant Support</i>		<i>Kennesaw State University Research and Service Foundation</i>
11.417	<i>Sea Grant Support</i>		<i>Michigan State University</i>
11.417	<i>Sea Grant Support</i>		<i>North Carolina State University</i>
11.417	<i>Sea Grant Support</i>		<i>South Carolina Sea Grant Consortium, Inc.</i>
11.417	<i>Sea Grant Support</i>		<i>South Carolina Sea Grant Consortium, Inc.</i>
11.417	<i>Sea Grant Support</i>		<i>South Carolina Sea Grant Consortium, Inc.</i>
11.417	<i>Sea Grant Support</i>		<i>South Carolina Sea Grant Consortium, Inc.</i>
11.417	<i>Sea Grant Support</i>		<i>South Carolina Sea Grant Consortium, Inc.</i>
11.417	Sea Grant Support		
11.419	Coastal Zone Management Administration Awards		
11.419	<i>Coastal Zone Management Administration Awards</i>		<i>City of Brunswick</i>
			<i>Georgia Southern University Research and Service Foundation, Inc.</i>
11.419	<i>Coastal Zone Management Administration Awards</i>		<i>University of Michigan</i>
11.419	<i>Coastal Zone Management Administration Awards</i>		<i>University of South Carolina</i>
11.420	Coastal Zone Management Estuarine Research Reserves		
			<i>Georgia Southern University Research and Service Foundation, Inc.</i>
11.420	<i>Coastal Zone Management Estuarine Research Reserves</i>		
11.420	Coastal Zone Management Estuarine Research Reserves		
11.427	<i>Fisheries Development and Utilization Research and Development Grants and Cooperative Agreements Program</i>		<i>Oyster South</i>
11.427	<i>Fisheries Development and Utilization Research and Development Grants and Cooperative Agreements Program</i>		<i>Oyster South</i>
11.427	Fisheries Development and Utilization Research and Development Grants and Cooperative Agreements Program		
			<i>National Marine Sanctuary Foundation</i>
11.429	<i>Marine Sanctuary Program</i>		
11.431	Climate and Atmospheric Research		
11.431	<i>Climate and Atmospheric Research</i>		<i>Florida State University</i>
11.431	<i>Climate and Atmospheric Research</i>		<i>North Carolina State University</i>
			<i>University Corporation for Atmospheric Research</i>
11.431	<i>Climate and Atmospheric Research</i>		<i>University Corporation for Atmospheric Research</i>
11.431	<i>Climate and Atmospheric Research</i>		<i>University of California, San Diego</i>
11.431	<i>Climate and Atmospheric Research</i>		<i>University of Michigan</i>
11.431	Climate and Atmospheric Research		
11.431	Climate and Atmospheric Research		
			<i>Atlantic States Marine Fisheries Commission</i>
11.434	<i>Cooperative Fishery Statistics</i>		
11.434	Cooperative Fishery Statistics		
11.435	Southeast Area Monitoring and Assessment Program		
11.439	Marine Mammal Data Program		

**Bolded and italicized award lines indicate pass-through funding.
The accompanying notes are an integral part of this schedule.**

State of Georgia

Identifying Number Assigned by Funder Pass-Through	Total Amount Provided to Sub-Recipients	Federal Expenditures	Federal Program Total	Cluster Name	Cluster Total
		\$2,540,023.00	\$2,540,023.00	N/A	\$0.00
"39G3020"		\$58,160.00	\$873,699.00	N/A	\$0.00
		\$185,332.00	\$873,699.00	N/A	\$0.00
"SSA DTD 2/1/24"		\$277,841.00	\$873,699.00	Research and Development	\$1,853,636,499.00
"148760"		\$261,789.00	\$873,699.00	Research and Development	\$1,853,636,499.00
		\$90,577.00	\$873,699.00	Research and Development	\$1,853,636,499.00
"39G3097"		\$133,489.00	\$19,477,367.00	Economic Development Cluster	\$9,727,717.00
		\$1,822,960.00	\$19,477,367.00	Economic Development Cluster	\$9,727,717.00
	\$211,667.00	\$6,089,604.00	\$19,477,367.00	Economic Development Cluster	\$9,727,717.00
"04-79-07810"		\$832,620.00	\$19,477,367.00	Research and Development	\$1,853,636,499.00
	-\$500.00	\$8,917,030.00	\$19,477,367.00	Research and Development	\$1,853,636,499.00
		\$1,681,664.00	\$19,477,367.00	Economic Development Cluster	\$9,727,717.00
	\$38,105.00	\$798,071.00	\$959,461.00	N/A	\$0.00
	\$37,097.00	\$161,390.00	\$959,461.00	Research and Development	\$1,853,636,499.00
		\$436.00	\$436.00	N/A	\$0.00
"2025-01"		\$130,161.00	\$1,936,509.00	Research and Development	\$1,853,636,499.00
"431670"		\$28,868.00	\$1,936,509.00	Research and Development	\$1,853,636,499.00
"01590134059407"		\$12,954.00	\$1,936,509.00	Research and Development	\$1,853,636,499.00
"PAM-P23-003177-SA03"		\$56,139.00	\$1,936,509.00	Research and Development	\$1,853,636,499.00
"207400"		\$42,622.00	\$1,936,509.00	Research and Development	\$1,853,636,499.00
"R/CEC-1e"		\$75,151.00	\$1,936,509.00	Research and Development	\$1,853,636,499.00
"R/MD23-3a"		\$26,656.00	\$1,936,509.00	Research and Development	\$1,853,636,499.00
"RCEC1A"		\$30,724.00	\$1,936,509.00	Research and Development	\$1,853,636,499.00
	\$209,308.00	\$1,533,234.00	\$1,936,509.00	Research and Development	\$1,853,636,499.00
	\$312,378.00	\$2,819,408.00	\$2,941,268.00	N/A	\$0.00
"RBRUN000191610A"		\$14,000.00	\$2,941,268.00	Research and Development	\$1,853,636,499.00
"2025-02"	\$24,697.00	\$43,057.00	\$2,941,268.00	Research and Development	\$1,853,636,499.00
"SUBK00020286"	\$44,403.00	\$44,403.00	\$2,941,268.00	Research and Development	\$1,853,636,499.00
"224708"	\$20,400.00	\$20,400.00	\$2,941,268.00	Research and Development	\$1,853,636,499.00
		\$816,402.00	\$907,021.00	N/A	\$0.00
"2025-03"		\$52,557.00	\$907,021.00	Research and Development	\$1,853,636,499.00
		\$38,062.00	\$907,021.00	Research and Development	\$1,853,636,499.00
"UGA202101"		\$7,184.00	\$33,726.00	Research and Development	\$1,853,636,499.00
"UGA202501"		\$3,024.00	\$33,726.00	Research and Development	\$1,853,636,499.00
		\$23,518.00	\$33,726.00	Research and Development	\$1,853,636,499.00
"NMSF012025"		\$32,579.00	\$32,579.00	Research and Development	\$1,853,636,499.00
		\$14,944.00	\$810,083.00	N/A	\$0.00
"143215"		\$33,945.00	\$810,083.00	Research and Development	\$1,853,636,499.00
"CON018525"		\$35,302.00	\$810,083.00	Research and Development	\$1,853,636,499.00
"SUBAWD004247"		\$19,173.00	\$810,083.00	Research and Development	\$1,853,636,499.00
"SUBAWD005267"		\$76,330.00	\$810,083.00	Research and Development	\$1,853,636,499.00
"706456"		\$20,051.00	\$810,083.00	Research and Development	\$1,853,636,499.00
"SUBK00019543"		\$56,271.00	\$810,083.00	Research and Development	\$1,853,636,499.00
		\$337,161.00	\$810,083.00	Research and Development	\$1,853,636,499.00
	\$48,526.00	\$216,906.00	\$810,083.00	Research and Development	\$1,853,636,499.00
"20-01012"		\$227,189.00	\$355,938.00	N/A	\$0.00
		\$128,749.00	\$355,938.00	N/A	\$0.00
		\$87,618.00	\$87,618.00	N/A	\$0.00
		\$44,770.00	\$44,770.00	N/A	\$0.00

**SCHEDULE OF EXPENDITURES OF FEDERAL AWARDS
FOR THE FISCAL YEAR ENDED JUNE 30, 2025**

Federal ALN Number	Federal Awarding Agency/Program Title	Additional Award Identification (Optional)	Name of Funder Pass-Through Entity
11.441	<i>Regional Fishery Management Councils</i>		<i>South Atlantic Fishery Management Council</i>
11.459	Weather and Air Quality Research		
11.463	Habitat Conservation		
			<i>Georgia Southern University Research and Service Foundation, Inc.</i>
11.469	<i>Congressionally Identified Awards and Projects</i>		
11.469	Congressionally Identified Awards and Projects		
11.472	Unallied Science Program		
11.473	<i>Office for Coastal Management</i>		<i>National Fish and Wildlife Foundation</i>
11.473	Office for Coastal Management		
			<i>Georgia Southern University Research and Service Foundation, Inc.</i>
11.473	<i>Office for Coastal Management</i>		<i>National Fish and Wildlife Foundation</i>
11.473	<i>Office for Coastal Management</i>		<i>University of South Carolina</i>
11.474	Atlantic Coastal Fisheries Cooperative Management Act		
11.477	Fisheries Disaster Relief		
			<i>Georgia Southern University Research and Service Foundation, Inc.</i>
11.477	<i>Fisheries Disaster Relief</i>		
11.478	<i>Center for Sponsored Coastal Ocean Research Coastal Ocean Program</i>		<i>Lehigh University</i>
11.478	<i>Center for Sponsored Coastal Ocean Research Coastal Ocean Program</i>		<i>Louisiana State University</i>
11.478	<i>Center for Sponsored Coastal Ocean Research Coastal Ocean Program</i>		<i>University of North Carolina Wilmington</i>
11.478	Center for Sponsored Coastal Ocean Research Coastal Ocean Program		
11.481	<i>Educational Partnership Program</i>		<i>University of Maryland Eastern Shore</i>
11.609	<i>Measurement and Engineering Research and Standards</i>		<i>Colorado State University</i>
11.609	<i>Measurement and Engineering Research and Standards</i>		<i>Emory University</i>
11.609	Measurement and Engineering Research and Standards		
11.611	Manufacturing Extension Partnership		
			<i>Georgia Southern University Research and Service Foundation, Inc.</i>
11.620	<i>Science, Technology, Business and/or Education Outreach</i>		
11.802	Minority Business Resource Development		
11.802	Minority Business Resource Development		
11.805	MBDA Business Center		
11.999	<i>Marine Debris Program</i>		<i>Virginia Institute of Marine Sciences</i>
11.RD	NOAA Dockage Solicitation Response	1305M224P0329	
	ADMINISTRATIVE AND OPERATIONAL SERVICES IN SUPPORT OF GRAYS REEF		
11.RD	NATIONAL MARINE SANCTUARY	MOA202210612474	
	<i>Enabling Manufacturing Automation, Supply Chain Diversification and Addressing the Environmental Impact of PPE (RACER - MASCEI)</i>	<i>RADFA000150150A</i>	<i>Advanced Functional Fabrics of America (AFFOA)</i>
11.RD	<i>UGA MDMAP / MD Tracker App Module Integration</i>	<i>RGENS000184800A</i>	<i>Genwest Systems, Inc.</i>
11.RD	<i>NOAA Planet Stewards Supporting Stewardship</i>	<i>RISX000173000A</i>	<i>Integrated Systems Solutions, Inc.</i>
Total Department of Commerce			
Department of Defense			
12.002	Procurement Technical Assistance For Business Firms		
	Community Economic Adjustment Assistance for Responding to Threats to the Resilience of a Military Installation		
12.003	Resilience of a Military Installation		
12.006	National Defense Education Program		
12.017	<i>Readiness and Environmental Protection Integration (REPI) Program</i>		<i>National Fish and Wildlife Foundation</i>
12.017	Readiness and Environmental Protection Integration (REPI) Program		
12.017	<i>Readiness and Environmental Protection Integration (REPI) Program</i>		<i>National Fish and Wildlife Foundation</i>
12.024	Defense Security Cooperation University - Sponsored Research		
12.112	Payments to States in Lieu of Real Estate Taxes		
	State Memorandum of Agreement Program for the Reimbursement of Technical Services		
12.113	Technical Services		
12.116	Department of Defense Appropriation Act of 2003		
12.219	EASE 3.0		
12.300	Basic and Applied Scientific Research		
12.300	<i>Basic and Applied Scientific Research</i>		<i>Advanced Systems & Technologies, Inc.</i>
12.300	<i>Basic and Applied Scientific Research</i>		<i>Advanced Technology International (ATI)</i>
12.300	<i>Basic and Applied Scientific Research</i>		<i>AMEWAS, Inc.</i>
12.300	<i>Basic and Applied Scientific Research</i>		<i>AMEWAS, Inc.</i>

**Bolded and italicized award lines indicate pass-through funding.
The accompanying notes are an integral part of this schedule.**

State of Georgia

Identifying Number Assigned by Funder Pass-Through	Total Amount Provided to Sub-Recipients	Federal Expenditures	Federal Program Total	Cluster Name	Cluster Total
"SA-23-02-GA & SA-24-02-GA"		\$58,791.00	\$58,791.00	N/A	\$0.00
		\$98,153.00	\$98,153.00	Research and Development	\$1,853,636,499.00
	\$376,649.00	\$428,050.00	\$428,050.00	Research and Development	\$1,853,636,499.00
"39G5309"		\$95,309.00	\$1,518,023.00	Research and Development	\$1,853,636,499.00
	\$713,787.00	\$1,422,714.00	\$1,518,023.00	Research and Development	\$1,853,636,499.00
		\$973,160.00	\$973,160.00	N/A	\$0.00
"0318.23.075960"		\$123,500.00	\$1,837,756.00	N/A	\$0.00
		\$1,577,041.00	\$1,837,756.00	N/A	\$0.00
"39G4228"		\$5,723.00	\$1,837,756.00	Research and Development	\$1,853,636,499.00
"0318.25.084556"	\$119,973.00	\$126,473.00	\$1,837,756.00	Research and Development	\$1,853,636,499.00
"24-5594"		\$5,019.00	\$1,837,756.00	Research and Development	\$1,853,636,499.00
		\$743,266.00	\$743,266.00	N/A	\$0.00
		\$133,337.00	\$175,897.00	N/A	\$0.00
"39G4003"		\$42,560.00	\$175,897.00	Research and Development	\$1,853,636,499.00
"138065"		\$37,048.00	\$418,508.00	Research and Development	\$1,853,636,499.00
"PO-0000156522"		\$18,197.00	\$418,508.00	Research and Development	\$1,853,636,499.00
"58570C220307UGAINT"		\$161,837.00	\$418,508.00	Research and Development	\$1,853,636,499.00
	\$71,538.00	\$201,426.00	\$418,508.00	Research and Development	\$1,853,636,499.00
"NA11SEC4810002"		\$66,841.00	\$66,841.00	Research and Development	\$1,853,636,499.00
"143069"		\$27,877.00	\$211,008.00	Research and Development	\$1,853,636,499.00
"146991"		-\$25.00	\$211,008.00	Research and Development	\$1,853,636,499.00
		\$183,156.00	\$211,008.00	Research and Development	\$1,853,636,499.00
		\$3,575,025.00	\$3,575,025.00	N/A	\$0.00
"39G2915"		\$6,411.00	\$6,411.00	Research and Development	\$1,853,636,499.00
		\$362,391.00	\$674,694.00	N/A	\$0.00
	\$133,826.00	\$312,303.00	\$674,694.00	N/A	\$0.00
	\$122,873.00	\$595,543.00	\$595,543.00	N/A	\$0.00
"725304712683"		\$23,035.00	\$23,035.00	Research and Development	\$1,853,636,499.00
		\$22,077.00	\$700,006.00	Research and Development	\$1,853,636,499.00
		\$418,514.00	\$700,006.00	Research and Development	\$1,853,636,499.00
"PO 1014"		\$203,902.00	\$700,006.00	Research and Development	\$1,853,636,499.00
"GSI-24TAMI180170"		\$55,500.00	\$700,006.00	Research and Development	\$1,853,636,499.00
"AWD00017300"		\$13.00	\$700,006.00	Research and Development	\$1,853,636,499.00
	\$2,702,869.00	\$48,183,674.00			
		\$1,083,408.00	\$1,083,408.00	N/A	\$0.00
		\$199,337.00	\$199,337.00	Research and Development	\$1,853,636,499.00
		\$74,210.00	\$74,210.00	Research and Development	\$1,853,636,499.00
"52-1384139"		\$309,195.00	\$839,262.00	N/A	\$0.00
		\$443,709.00	\$839,262.00	N/A	\$0.00
"031824080311"		\$86,358.00	\$839,262.00	Research and Development	\$1,853,636,499.00
		\$40,552.00	\$40,552.00	Research and Development	\$1,853,636,499.00
	\$3,479,029.00	\$3,479,029.00	\$3,479,029.00	N/A	\$0.00
		\$425,266.00	\$425,266.00	N/A	\$0.00
		\$432,680.00	\$432,680.00	N/A	\$0.00
		\$1,378,025.00	\$1,378,025.00	N/A	\$0.00
		\$20,382.00	\$129,828,037.00	N/A	\$0.00
"N660012291010"		-\$1,118.00	\$129,828,037.00	Research and Development	\$1,853,636,499.00
"151843"		\$75,852.00	\$129,828,037.00	Research and Development	\$1,853,636,499.00
"PO23-00902"		\$74.00	\$129,828,037.00	Research and Development	\$1,853,636,499.00
"PO23-00906"		-\$1,067.00	\$129,828,037.00	Research and Development	\$1,853,636,499.00

**SCHEDULE OF EXPENDITURES OF FEDERAL AWARDS
FOR THE FISCAL YEAR ENDED JUNE 30, 2025**

Federal ALN Number	Federal Awarding Agency/Program Title	Additional Award Identification (Optional)	Name of Funder Pass-Through Entity
12.300	<i>Basic and Applied Scientific Research</i>		Avnos, Inc.
12.300	<i>Basic and Applied Scientific Research</i>		BAE Systems, Inc.
12.300	<i>Basic and Applied Scientific Research</i>		BNNT, LLC
12.300	<i>Basic and Applied Scientific Research</i>		Booz Allen Hamilton, Inc.
12.300	<i>Basic and Applied Scientific Research</i>		Cornell University
12.300	<i>Basic and Applied Scientific Research</i>		Creare, LLC
12.300	<i>Basic and Applied Scientific Research</i>		Dynetics, Inc.
12.300	<i>Basic and Applied Scientific Research</i>		Dynetics, Inc.
12.300	<i>Basic and Applied Scientific Research</i>		Dynetics, Inc.
12.300	<i>Basic and Applied Scientific Research</i>		Dynetics, Inc.
12.300	<i>Basic and Applied Scientific Research</i>		Envisioneering, Inc.
12.300	<i>Basic and Applied Scientific Research</i>		Envisioneering, Inc.
12.300	<i>Basic and Applied Scientific Research</i>		Etegent Technologies, Ltd.
12.300	<i>Basic and Applied Scientific Research</i>		FireHUD, Inc.
12.300	<i>Basic and Applied Scientific Research</i>		George Mason University
12.300	<i>Basic and Applied Scientific Research</i>		Guardian Centers, LLC
12.300	<i>Basic and Applied Scientific Research</i>		Hepburn and Sons, LLC
12.300	<i>Basic and Applied Scientific Research</i>		J.F. Taylor, Inc.
12.300	<i>Basic and Applied Scientific Research</i>		J.F. Taylor, Inc.
12.300	<i>Basic and Applied Scientific Research</i>		Jet Propulsion Laboratory
12.300	<i>Basic and Applied Scientific Research</i>		Johns Hopkins University
12.300	<i>Basic and Applied Scientific Research</i>		Leidos, Inc.
12.300	<i>Basic and Applied Scientific Research</i>		Luna Labs USA, LLC
12.300	<i>Basic and Applied Scientific Research</i>		Mercury Mission Systems, LLC
12.300	<i>Basic and Applied Scientific Research</i>		Mercury Mission Systems, LLC
12.300	<i>Basic and Applied Scientific Research</i>		New Directions Technologies, Inc.
12.300	<i>Basic and Applied Scientific Research</i>		New Directions Technologies, Inc.
12.300	<i>Basic and Applied Scientific Research</i>		Northwestern University
12.300	<i>Basic and Applied Scientific Research</i>		Photodigm, Inc.
12.300	<i>Basic and Applied Scientific Research</i>		Physical Sciences, Inc.
12.300	<i>Basic and Applied Scientific Research</i>		Physical Sciences, Inc.
12.300	<i>Basic and Applied Scientific Research</i>		Princeton University
12.300	<i>Basic and Applied Scientific Research</i>		Raytheon Company
12.300	<i>Basic and Applied Scientific Research</i>		Raytheon Company
12.300	<i>Basic and Applied Scientific Research</i>		R-DEX Systems, Inc.
12.300	<i>Basic and Applied Scientific Research</i>		R-DEX Systems, Inc.
12.300	<i>Basic and Applied Scientific Research</i>		SAIC, Inc.
12.300	<i>Basic and Applied Scientific Research</i>		Space Dynamics Laboratory
12.300	<i>Basic and Applied Scientific Research</i>		Spectral Energies, LLC
12.300	<i>Basic and Applied Scientific Research</i>		Tekla Research, Inc.
12.300	<i>Basic and Applied Scientific Research</i>		Trusted Science & Technology, Inc.
12.300	<i>Basic and Applied Scientific Research</i>		University Consortium for Applied Hypersonics
12.300	<i>Basic and Applied Scientific Research</i>		University Consortium for Applied Hypersonics
12.300	<i>Basic and Applied Scientific Research</i>		University of California
12.300	<i>Basic and Applied Scientific Research</i>		University of California, San Diego
12.300	<i>Basic and Applied Scientific Research</i>		University of California, San Diego
12.300	<i>Basic and Applied Scientific Research</i>		University of Florida
12.300	<i>Basic and Applied Scientific Research</i>		University of Florida
12.300	<i>Basic and Applied Scientific Research</i>		University of Florida
12.300	<i>Basic and Applied Scientific Research</i>		University of Maryland
12.300	<i>Basic and Applied Scientific Research</i>		University of Maryland
12.300	<i>Basic and Applied Scientific Research</i>		University of Maryland
12.300	<i>Basic and Applied Scientific Research</i>		University of Missouri
12.300	<i>Basic and Applied Scientific Research</i>		University of North Carolina
12.300	<i>Basic and Applied Scientific Research</i>		University of South Carolina
12.300	<i>Basic and Applied Scientific Research</i>		University of Southern California
12.300	<i>Basic and Applied Scientific Research</i>		University of Virginia
12.300	<i>Basic and Applied Scientific Research</i>		Viasat, Inc.
12.300	<i>Basic and Applied Scientific Research</i>		Virginia Polytechnic Institute and State University
12.300	<i>Basic and Applied Scientific Research</i>		
12.300	<i>Basic and Applied Scientific Research</i>		
12.340	Naval Medical Research and Development		
12.340	<i>Naval Medical Research and Development</i>		Henry M. Jackson Foundation
12.351	<i>Scientific Research - Combating Weapons of Mass Destruction</i>		Cornell University
12.357	<i>ROTC Language and Culture Training Grants</i>		Institute of International Education, Inc.
12.357	<i>ROTC Language and Culture Training Grants</i>		Institute of International Education, Inc.
12.357	<i>ROTC Language and Culture Training Grants</i>		Institute of International Education, Inc.
12.400	Military Construction, National Guard		

**Bolded and italicized award lines indicate pass-through funding.
The accompanying notes are an integral part of this schedule.**

State of Georgia

Identifying Number Assigned by Funder Pass-Through	Total Amount Provided to Sub-Recipients	Federal Expenditures	Federal Program Total	Cluster Name	Cluster Total
"151201"		\$167,168.00	\$129,828,037.00	Research and Development	\$1,853,636,499.00
"1177635"		\$5,930.00	\$129,828,037.00	Research and Development	\$1,853,636,499.00
"GTARC 153885 DTD 6-29-2023"		-\$127.00	\$129,828,037.00	Research and Development	\$1,853,636,499.00
"GS00Q14OADU108"		\$1,418,596.00	\$129,828,037.00	Research and Development	\$1,853,636,499.00
"210243"		\$55,662.00	\$129,828,037.00	Research and Development	\$1,853,636,499.00
"208904"		\$64,220.00	\$129,828,037.00	Research and Development	\$1,853,636,499.00
"DI-SC-19-40/TO 0001"		-\$14.00	\$129,828,037.00	Research and Development	\$1,853,636,499.00
"HHM40219D0023"		-\$48.00	\$129,828,037.00	Research and Development	\$1,853,636,499.00
"SBMB00009"		-\$3.00	\$129,828,037.00	Research and Development	\$1,853,636,499.00
"SBSU00007"		\$116,238.00	\$129,828,037.00	Research and Development	\$1,853,636,499.00
"S20-16"		-\$1,009.00	\$129,828,037.00	Research and Development	\$1,853,636,499.00
"S22-02"		\$14.00	\$129,828,037.00	Research and Development	\$1,853,636,499.00
"ETE.120045.00"		\$38,000.00	\$129,828,037.00	Research and Development	\$1,853,636,499.00
"No. 209100"		\$41,965.00	\$129,828,037.00	Research and Development	\$1,853,636,499.00
"151580"		-\$34,913.00	\$129,828,037.00	Research and Development	\$1,853,636,499.00
"PO 25-10625"		\$7,671.00	\$129,828,037.00	Research and Development	\$1,853,636,499.00
"153841"		\$19,384.00	\$129,828,037.00	Research and Development	\$1,853,636,499.00
"5915.005"		\$301,063.00	\$129,828,037.00	Research and Development	\$1,853,636,499.00
"JFT-47QF-04"		\$973,269.00	\$129,828,037.00	Research and Development	\$1,853,636,499.00
"152630"		\$13,022.00	\$129,828,037.00	Research and Development	\$1,853,636,499.00
"203321"		\$81,274.00	\$129,828,037.00	Research and Development	\$1,853,636,499.00
"P010290775"		\$387,002.00	\$129,828,037.00	Research and Development	\$1,853,636,499.00
"3602-NVY-25/GTRI"		\$3,732.00	\$129,828,037.00	Research and Development	\$1,853,636,499.00
"PO22-1182"		\$41,906.00	\$129,828,037.00	Research and Development	\$1,853,636,499.00
"POC# 10201-GTRI"		\$1,887.00	\$129,828,037.00	Research and Development	\$1,853,636,499.00
"NDTI-5275-23-0407-02"		\$6,574.00	\$129,828,037.00	Research and Development	\$1,853,636,499.00
"NDTI-5275-25-0038-03"		\$14,262.00	\$129,828,037.00	Research and Development	\$1,853,636,499.00
"CON014436"		\$45,434.00	\$129,828,037.00	Research and Development	\$1,853,636,499.00
"146747"		-\$1,257.00	\$129,828,037.00	Research and Development	\$1,853,636,499.00
"144173"		\$151,141.00	\$129,828,037.00	Research and Development	\$1,853,636,499.00
"153043"		\$12,615.00	\$129,828,037.00	Research and Development	\$1,853,636,499.00
"139906"		\$38,031.00	\$129,828,037.00	Research and Development	\$1,853,636,499.00
"4202675433"		-\$414.00	\$129,828,037.00	Research and Development	\$1,853,636,499.00
"N000192G0007- N0001924F2603"		\$30,905.00	\$129,828,037.00	Research and Development	\$1,853,636,499.00
"GTARC 151204 DTD 2-7-2023"		-\$86.00	\$129,828,037.00	Research and Development	\$1,853,636,499.00
"GTARC 151242 DTD 9-16-2022"		\$89.00	\$129,828,037.00	Research and Development	\$1,853,636,499.00
"P010260127"		\$1,797,209.00	\$129,828,037.00	Research and Development	\$1,853,636,499.00
"CP0084801"		\$732,361.00	\$129,828,037.00	Research and Development	\$1,853,636,499.00
"209123"		\$38,651.00	\$129,828,037.00	Research and Development	\$1,853,636,499.00
"TRI-23-010"		\$80,493.00	\$129,828,037.00	Research and Development	\$1,853,636,499.00
"216971"		\$42,000.00	\$129,828,037.00	Research and Development	\$1,853,636,499.00
"147597"		\$356,451.00	\$129,828,037.00	Research and Development	\$1,853,636,499.00
"147626"		\$396,193.00	\$129,828,037.00	Research and Development	\$1,853,636,499.00
"0190GIA485"		\$45,970.00	\$129,828,037.00	Research and Development	\$1,853,636,499.00
"154088"		\$91,766.00	\$129,828,037.00	Research and Development	\$1,853,636,499.00
"201940"		-\$9,239.00	\$129,828,037.00	Research and Development	\$1,853,636,499.00
"207345"		\$130,153.00	\$129,828,037.00	Research and Development	\$1,853,636,499.00
"207346"		\$83,413.00	\$129,828,037.00	Research and Development	\$1,853,636,499.00
"207347"		\$80,648.00	\$129,828,037.00	Research and Development	\$1,853,636,499.00
"145754"		\$96,666.00	\$129,828,037.00	Research and Development	\$1,853,636,499.00
"152610"		\$71,576.00	\$129,828,037.00	Research and Development	\$1,853,636,499.00
"210210"		\$22,585.00	\$129,828,037.00	Research and Development	\$1,853,636,499.00
"00124016/00072925"		\$3,461.00	\$129,828,037.00	Research and Development	\$1,853,636,499.00
"5120731"		\$46,446.00	\$129,828,037.00	Research and Development	\$1,853,636,499.00
"152175"		\$48,124.00	\$129,828,037.00	Research and Development	\$1,853,636,499.00
"127224382"		\$264,163.00	\$129,828,037.00	Research and Development	\$1,853,636,499.00
"138761"		-\$24.00	\$129,828,037.00	Research and Development	\$1,853,636,499.00
"4208464"		\$404,080.00	\$129,828,037.00	Research and Development	\$1,853,636,499.00
"154031"		\$112,136.00	\$129,828,037.00	Research and Development	\$1,853,636,499.00
		\$698,207.00	\$129,828,037.00	Research and Development	\$1,853,636,499.00
	\$28,940,370.00	\$120,101,242.00	\$129,828,037.00	Research and Development	\$1,853,636,499.00
		\$47,720.00	\$288,540.00	N/A	\$0.00
"204633"		\$240,820.00	\$288,540.00	Research and Development	\$1,853,636,499.00
"148069"		\$42,051.00	\$42,051.00	Research and Development	\$1,853,636,499.00
"PGO1801-UNG-23"		\$245,520.00	\$820,012.00	N/A	\$0.00
"PGO2301-UGA-33"		\$517,776.00	\$820,012.00	Research and Development	\$1,853,636,499.00
"PGO2301UGA33PGOPO1"		\$56,716.00	\$820,012.00	Research and Development	\$1,853,636,499.00
		\$4,076,876.00	\$4,076,876.00	N/A	\$0.00

**SCHEDULE OF EXPENDITURES OF FEDERAL AWARDS
FOR THE FISCAL YEAR ENDED JUNE 30, 2025**

Federal ALN Number	Federal Awarding Agency/Program Title	Additional Award Identification (Optional)	Name of Funder Pass-Through Entity
12.401	National Guard Military Operations and Maintenance (O&M) Projects		
12.404	National Guard ChalleNGe Program		
12.420	<i>Military Medical Research and Development</i>		<i>Cure HHT</i>
12.420	<i>Military Medical Research and Development</i>		<i>Geneva Foundation</i>
			<i>Georgia Southern University Research and Service Foundation, Inc.</i>
12.420	<i>Military Medical Research and Development</i>		<i>Leidos, Inc.</i>
12.420	<i>Military Medical Research and Development</i>		<i>Nytrix, Inc.</i>
12.420	<i>Military Medical Research and Development</i>		<i>Ohio State University</i>
12.420	<i>Military Medical Research and Development</i>		<i>Rhode Island Hospital</i>
			<i>TIRR Memorial Hermann Research Center</i>
12.420	<i>Military Medical Research and Development</i>		<i>University of Minnesota</i>
12.420	<i>Military Medical Research and Development</i>		<i>University of Minnesota</i>
12.420	<i>Military Medical Research and Development</i>		
12.420	<i>Military Medical Research and Development</i>		
12.431	<i>Basic Scientific Research</i>		<i>Purdue University</i>
12.431	<i>Basic Scientific Research</i>		<i>Purdue University</i>
12.431	<i>Basic Scientific Research</i>		
			<i>Advanced Systems & Technologies, Inc.</i>
12.431	<i>Basic Scientific Research</i>		<i>Advanced Systems & Technologies, Inc.</i>
			<i>Advanced Systems & Technologies, Inc.</i>
12.431	<i>Basic Scientific Research</i>		<i>Applied Research Associates, Inc.</i>
12.431	<i>Basic Scientific Research</i>		<i>Baylor University</i>
12.431	<i>Basic Scientific Research</i>		<i>Brown University</i>
12.431	<i>Basic Scientific Research</i>		<i>CACI Technologies, LLC</i>
12.431	<i>Basic Scientific Research</i>		<i>Carnegie Mellon University</i>
12.431	<i>Basic Scientific Research</i>		<i>Carnegie Mellon University</i>
12.431	<i>Basic Scientific Research</i>		<i>DHPC Technologies, Inc.</i>
12.431	<i>Basic Scientific Research</i>		<i>Earthly Dynamics, LLC</i>
12.431	<i>Basic Scientific Research</i>		<i>Earthly Dynamics, LLC</i>
12.431	<i>Basic Scientific Research</i>		<i>Florida A&M University</i>
12.431	<i>Basic Scientific Research</i>		<i>GE Global Research</i>
12.431	<i>Basic Scientific Research</i>		<i>Harvard University</i>
			<i>Honeywell Federal Manufacturing & Technologies, LLC</i>
12.431	<i>Basic Scientific Research</i>		<i>Johns Hopkins University</i>
12.431	<i>Basic Scientific Research</i>		<i>Kennesaw State University Research and Service Foundation</i>
12.431	<i>Basic Scientific Research</i>		<i>Kennesaw State University Research and Service Foundation</i>
			<i>Kennesaw State University Research and Service Foundation</i>
12.431	<i>Basic Scientific Research</i>		<i>Kennesaw State University Research and Service Foundation</i>
12.431	<i>Basic Scientific Research</i>		<i>KRI At Northeastern University, LLC</i>
12.431	<i>Basic Scientific Research</i>		<i>Mayo Clinic, Jacksonville</i>
12.431	<i>Basic Scientific Research</i>		<i>Mettle Ops</i>
12.431	<i>Basic Scientific Research</i>		<i>Michigan State University</i>
12.431	<i>Basic Scientific Research</i>		<i>Northeastern University</i>
12.431	<i>Basic Scientific Research</i>		<i>Northeastern University</i>
12.431	<i>Basic Scientific Research</i>		<i>Northeastern University</i>
12.431	<i>Basic Scientific Research</i>		<i>Ohio State University</i>
12.431	<i>Basic Scientific Research</i>		<i>Purdue University</i>
12.431	<i>Basic Scientific Research</i>		<i>Purdue University</i>
12.431	<i>Basic Scientific Research</i>		<i>Purdue University</i>
12.431	<i>Basic Scientific Research</i>		<i>Purdue University</i>
12.431	<i>Basic Scientific Research</i>		<i>Purdue University</i>
12.431	<i>Basic Scientific Research</i>		<i>Purdue University</i>
12.431	<i>Basic Scientific Research</i>		<i>Purdue University</i>
12.431	<i>Basic Scientific Research</i>		<i>Purdue University</i>
12.431	<i>Basic Scientific Research</i>		<i>Purdue University</i>
12.431	<i>Basic Scientific Research</i>		<i>Raytheon Intelligence & Space</i>
12.431	<i>Basic Scientific Research</i>		<i>Raytheon Intelligence & Space</i>
12.431	<i>Basic Scientific Research</i>		<i>R-DEX Systems, Inc.</i>
12.431	<i>Basic Scientific Research</i>		<i>Republic Mission Systems, Inc.</i>
12.431	<i>Basic Scientific Research</i>		<i>Republic Mission Systems, Inc.</i>
12.431	<i>Basic Scientific Research</i>		<i>Scientific Research Corporation</i>
12.431	<i>Basic Scientific Research</i>		<i>Scientific Research Corporation</i>
12.431	<i>Basic Scientific Research</i>		<i>Scientific Research Corporation</i>
12.431	<i>Basic Scientific Research</i>		<i>Scientific Research Corporation</i>

Bolded and italicized award lines indicate pass-through funding.
The accompanying notes are an integral part of this schedule.

State of Georgia

Identifying Number Assigned by Funder Pass-Through	Total Amount Provided to Sub-Recipients	Federal Expenditures	Federal Program Total	Cluster Name	Cluster Total
		\$85,022,793.00	\$85,022,793.00	N/A	\$0.00
		\$14,216,689.00	\$14,216,689.00	N/A	\$0.00
"W81XWH2110827"		\$35,440.00	\$4,608,835.00	Research and Development	\$1,853,636,499.00
"S1106501"		-\$51.00	\$4,608,835.00	Research and Development	\$1,853,636,499.00
"39G4177"		\$339,874.00	\$4,608,835.00	Research and Development	\$1,853,636,499.00
"CON019586"		\$76,500.00	\$4,608,835.00	Research and Development	\$1,853,636,499.00
"AWD00017523"		\$42,064.00	\$4,608,835.00	Research and Development	\$1,853,636,499.00
"W81XWH2210530"		\$8,081.00	\$4,608,835.00	Research and Development	\$1,853,636,499.00
"CON012746"		\$13,538.00	\$4,608,835.00	Research and Development	\$1,853,636,499.00
"8241142-DOD-ePST-Georgia"		\$189,940.00	\$4,608,835.00	Research and Development	\$1,853,636,499.00
"CON013017"		\$4,663.00	\$4,608,835.00	Research and Development	\$1,853,636,499.00
"W81XWH2010885"		\$299,631.00	\$4,608,835.00	Research and Development	\$1,853,636,499.00
		\$133,742.00	\$4,608,835.00	Research and Development	\$1,853,636,499.00
	\$267,131.00	\$3,465,413.00	\$4,608,835.00	Research and Development	\$1,853,636,499.00
"211166"		\$178,656.00	\$291,438,170.00	N/A	\$0.00
"211809"		\$41,413.00	\$291,438,170.00	N/A	\$0.00
		\$15,962.00	\$291,438,170.00	N/A	\$0.00
"2017-311 PROJ AGR 03"		-\$16,199.00	\$291,438,170.00	Research and Development	\$1,853,636,499.00
"2017-311 PROJ AGR 04"		-\$17,051.00	\$291,438,170.00	Research and Development	\$1,853,636,499.00
"2017-311A PA 5"		-\$2,458.00	\$291,438,170.00	Research and Development	\$1,853,636,499.00
"203703"		\$32,618.00	\$291,438,170.00	Research and Development	\$1,853,636,499.00
"208561"		\$104,048.00	\$291,438,170.00	Research and Development	\$1,853,636,499.00
"146935"		\$191.00	\$291,438,170.00	Research and Development	\$1,853,636,499.00
"P000196387"		\$63,451.00	\$291,438,170.00	Research and Development	\$1,853,636,499.00
"1990785-454320"		-\$694.00	\$291,438,170.00	Research and Development	\$1,853,636,499.00
"202348"		\$31,511.00	\$291,438,170.00	Research and Development	\$1,853,636,499.00
"PO-0028311"		\$131,302.00	\$291,438,170.00	Research and Development	\$1,853,636,499.00
"20230004"		\$28,504.00	\$291,438,170.00	Research and Development	\$1,853,636,499.00
"AGMT DTD 10/27/2021"		-\$215.00	\$291,438,170.00	Research and Development	\$1,853,636,499.00
"C-5159"		\$29,317.00	\$291,438,170.00	Research and Development	\$1,853,636,499.00
"401153380"		\$4,373.00	\$291,438,170.00	Research and Development	\$1,853,636,499.00
"149204"		\$273,136.00	\$291,438,170.00	Research and Development	\$1,853,636,499.00
"N000521362"		\$87,038.00	\$291,438,170.00	Research and Development	\$1,853,636,499.00
"148401"		\$42,002.00	\$291,438,170.00	Research and Development	\$1,853,636,499.00
"431578"		-\$39,279.00	\$291,438,170.00	Research and Development	\$1,853,636,499.00
"431739"		\$75,329.00	\$291,438,170.00	Research and Development	\$1,853,636,499.00
"431754"		\$25,629.00	\$291,438,170.00	Research and Development	\$1,853,636,499.00
"431764"		\$101,189.00	\$291,438,170.00	Research and Development	\$1,853,636,499.00
"555128-78052"		\$19,454.00	\$291,438,170.00	Research and Development	\$1,853,636,499.00
"145740"		\$207,547.00	\$291,438,170.00	Research and Development	\$1,853,636,499.00
"PO 939"		\$5,218.00	\$291,438,170.00	Research and Development	\$1,853,636,499.00
"203920"		\$497,516.00	\$291,438,170.00	Research and Development	\$1,853,636,499.00
"555092-78054"		\$126,381.00	\$291,438,170.00	Research and Development	\$1,853,636,499.00
"555100-78052"		\$68,474.00	\$291,438,170.00	Research and Development	\$1,853,636,499.00
"555105-78051"		\$116,790.00	\$291,438,170.00	Research and Development	\$1,853,636,499.00
"SPC-1000012711 GR134330"		\$418.00	\$291,438,170.00	Research and Development	\$1,853,636,499.00
"144627"		-\$1.00	\$291,438,170.00	Research and Development	\$1,853,636,499.00
"153829"		\$214,568.00	\$291,438,170.00	Research and Development	\$1,853,636,499.00
"153935"		\$74,076.00	\$291,438,170.00	Research and Development	\$1,853,636,499.00
"154076"		\$145,908.00	\$291,438,170.00	Research and Development	\$1,853,636,499.00
"210305"		\$145,612.00	\$291,438,170.00	Research and Development	\$1,853,636,499.00
"211166"		-\$4,458.00	\$291,438,170.00	Research and Development	\$1,853,636,499.00
"211167"		\$61,051.00	\$291,438,170.00	Research and Development	\$1,853,636,499.00
"211809"		\$226,532.00	\$291,438,170.00	Research and Development	\$1,853,636,499.00
"45202781869"		-\$117.00	\$291,438,170.00	Research and Development	\$1,853,636,499.00
"PO-0065619"		\$34,088.00	\$291,438,170.00	Research and Development	\$1,853,636,499.00
"GTARC 149029 DTD 6-21-2022"		\$32,164.00	\$291,438,170.00	Research and Development	\$1,853,636,499.00
"AGMT DTD 11/17/2022"		-\$165.00	\$291,438,170.00	Research and Development	\$1,853,636,499.00
"Agreement Dated 3/12/2024"		\$18,179.00	\$291,438,170.00	Research and Development	\$1,853,636,499.00
"SR20220019"		\$19,214.00	\$291,438,170.00	Research and Development	\$1,853,636,499.00
"SR20220089"		\$33,487.00	\$291,438,170.00	Research and Development	\$1,853,636,499.00
"SR20231674"		\$7.00	\$291,438,170.00	Research and Development	\$1,853,636,499.00
"SR20232365"		\$250,840.00	\$291,438,170.00	Research and Development	\$1,853,636,499.00

**SCHEDULE OF EXPENDITURES OF FEDERAL AWARDS
FOR THE FISCAL YEAR ENDED JUNE 30, 2025**

Federal ALN Number	Federal Awarding Agency/Program Title	Additional Award Identification (Optional)	Name of Funder Pass-Through Entity
12.431	<i>Basic Scientific Research</i>		SEMI
12.431	<i>Basic Scientific Research</i>		SEMI
12.431	<i>Basic Scientific Research</i>		Stevens Institute of Technology
12.431	<i>Basic Scientific Research</i>		Texas A&M Engineering Experiment Station
12.431	<i>Basic Scientific Research</i>		Trusted Science & Technology, Inc.
12.431	<i>Basic Scientific Research</i>		University of Michigan
12.431	<i>Basic Scientific Research</i>		University of Michigan
12.431	<i>Basic Scientific Research</i>		University of Pennsylvania
12.431	<i>Basic Scientific Research</i>		University of Texas at Austin
12.431	Basic Scientific Research		Institute of International Education, Inc.
12.550	<i>The Language Flagship Grants to Institutions of Higher Education</i>		Institute of International Education, Inc.
12.550	<i>The Language Flagship Grants to Institutions of Higher Education</i>		Institute of International Education, Inc.
12.550	<i>The Language Flagship Grants to Institutions of Higher Education</i>		Institute of International Education, Inc.
12.550	<i>The Language Flagship Grants to Institutions of Higher Education</i>		Institute of International Education, Inc.
12.550	<i>The Language Flagship Grants to Institutions of Higher Education</i>		Institute of International Education, Inc.
12.560	<i>DOD, NDEP, DOTC-STEM Education Outreach Implementation</i>		Universities Space Research Association
12.610	Community Economic Adjustment Assistance for Compatible Use and Joint Land Use Studies		
12.630	Basic, Applied, and Advanced Research in Science and Engineering		Advanced Regenerative Manufacturing Institute
12.630	<i>Basic, Applied, and Advanced Research in Science and Engineering</i>		A-P-T Research, Inc.
12.630	<i>Basic, Applied, and Advanced Research in Science and Engineering</i>		Arizona State University
12.630	<i>Basic, Applied, and Advanced Research in Science and Engineering</i>		BAE Systems, Inc.
12.630	<i>Basic, Applied, and Advanced Research in Science and Engineering</i>		BAE Systems, Inc.
12.630	<i>Basic, Applied, and Advanced Research in Science and Engineering</i>		BAE Systems, Inc.
12.630	<i>Basic, Applied, and Advanced Research in Science and Engineering</i>		BAE Systems, Inc.
12.630	<i>Basic, Applied, and Advanced Research in Science and Engineering</i>		BAE Systems, Inc.
12.630	<i>Basic, Applied, and Advanced Research in Science and Engineering</i>		BAE Systems, Inc.
12.630	<i>Basic, Applied, and Advanced Research in Science and Engineering</i>		Ball Aerospace
12.630	<i>Basic, Applied, and Advanced Research in Science and Engineering</i>		Batelle
12.630	<i>Basic, Applied, and Advanced Research in Science and Engineering</i>		Berry Aviation, Inc.
12.630	<i>Basic, Applied, and Advanced Research in Science and Engineering</i>		BlueHalo, LLC
12.630	<i>Basic, Applied, and Advanced Research in Science and Engineering</i>		BNNT, LLC
12.630	<i>Basic, Applied, and Advanced Research in Science and Engineering</i>		Booz Allen Hamilton, Inc.
12.630	<i>Basic, Applied, and Advanced Research in Science and Engineering</i>		Booz Allen Hamilton, Inc.
12.630	<i>Basic, Applied, and Advanced Research in Science and Engineering</i>		Booz Allen Hamilton, Inc.
12.630	<i>Basic, Applied, and Advanced Research in Science and Engineering</i>		Booz Allen Hamilton, Inc.
12.630	<i>Basic, Applied, and Advanced Research in Science and Engineering</i>		Booz Allen Hamilton, Inc.
12.630	<i>Basic, Applied, and Advanced Research in Science and Engineering</i>		Carnegie Mellon University
12.630	<i>Basic, Applied, and Advanced Research in Science and Engineering</i>		Carnegie Mellon University
12.630	<i>Basic, Applied, and Advanced Research in Science and Engineering</i>		Ceradyne
12.630	<i>Basic, Applied, and Advanced Research in Science and Engineering</i>		Charles River Analytics, Inc.
12.630	<i>Basic, Applied, and Advanced Research in Science and Engineering</i>		Consortium Management Group, Inc.
12.630	<i>Basic, Applied, and Advanced Research in Science and Engineering</i>		Cornerstone Research Group, Inc.
12.630	<i>Basic, Applied, and Advanced Research in Science and Engineering</i>		DEFENSEWERX
12.630	<i>Basic, Applied, and Advanced Research in Science and Engineering</i>		DEFENSEWERX
12.630	<i>Basic, Applied, and Advanced Research in Science and Engineering</i>		Drexel University
12.630	<i>Basic, Applied, and Advanced Research in Science and Engineering</i>		Dynetics, Inc.
12.630	<i>Basic, Applied, and Advanced Research in Science and Engineering</i>		Dynetics, Inc.
12.630	<i>Basic, Applied, and Advanced Research in Science and Engineering</i>		Dynetics, Inc.
12.630	<i>Basic, Applied, and Advanced Research in Science and Engineering</i>		Dynetics, Inc.
12.630	<i>Basic, Applied, and Advanced Research in Science and Engineering</i>		Dynetics, Inc.
12.630	<i>Basic, Applied, and Advanced Research in Science and Engineering</i>		Dynetics, Inc.
12.630	<i>Basic, Applied, and Advanced Research in Science and Engineering</i>		Dynetics, Inc.
12.630	<i>Basic, Applied, and Advanced Research in Science and Engineering</i>		Dynetics, Inc.
12.630	<i>Basic, Applied, and Advanced Research in Science and Engineering</i>		Dynetics, Inc.
12.630	<i>Basic, Applied, and Advanced Research in Science and Engineering</i>		Dynetics, Inc.
12.630	<i>Basic, Applied, and Advanced Research in Science and Engineering</i>		Dynetics, Inc.
12.630	<i>Basic, Applied, and Advanced Research in Science and Engineering</i>		Dynetics, Inc.
12.630	<i>Basic, Applied, and Advanced Research in Science and Engineering</i>		Emory University
12.630	<i>Basic, Applied, and Advanced Research in Science and Engineering</i>		EngeniusMicro, LLC
12.630	<i>Basic, Applied, and Advanced Research in Science and Engineering</i>		Epirus, Inc.
12.630	<i>Basic, Applied, and Advanced Research in Science and Engineering</i>		Florida Department of Law Enforcement
12.630	<i>Basic, Applied, and Advanced Research in Science and Engineering</i>		Florida Department of Law Enforcement

Bolded and italicized award lines indicate pass-through funding.
The accompanying notes are an integral part of this schedule.

State of Georgia

Identifying Number Assigned by Funder Pass-Through	Total Amount Provided to Sub-Recipients	Federal Expenditures	Federal Program Total	Cluster Name	Cluster Total
"152202"		\$10,395.00	\$291,438,170.00	Research and Development	\$1,853,636,499.00
"208682"		\$233,721.00	\$291,438,170.00	Research and Development	\$1,853,636,499.00
"2103650-01"		\$230,955.00	\$291,438,170.00	Research and Development	\$1,853,636,499.00
"149615"		\$108,906.00	\$291,438,170.00	Research and Development	\$1,853,636,499.00
"220069"		\$25,780.00	\$291,438,170.00	Research and Development	\$1,853,636,499.00
"152595"		\$82,739.00	\$291,438,170.00	Research and Development	\$1,853,636,499.00
"154264"		\$30,236.00	\$291,438,170.00	Research and Development	\$1,853,636,499.00
"136331"		-\$33,089.00	\$291,438,170.00	Research and Development	\$1,853,636,499.00
"UTAUSUB00000728"		\$188,050.00	\$291,438,170.00	Research and Development	\$1,853,636,499.00
	\$63,384,958.00	\$287,077,921.00	\$291,438,170.00	Research and Development	\$1,853,636,499.00
"BOR21-UNG-17-CHN"		\$273,263.00	\$1,170,396.00	N/A	\$0.00
"0054UGA11RUS280PO12"		\$150.00	\$1,170,396.00	Research and Development	\$1,853,636,499.00
"BOR21-UGA-11"		\$700,539.00	\$1,170,396.00	Research and Development	\$1,853,636,499.00
"BOR21UGA11SSPPOS"		\$14,180.00	\$1,170,396.00	Research and Development	\$1,853,636,499.00
"SIOIE000119545A"	\$167,186.00	\$182,264.00	\$1,170,396.00	Research and Development	\$1,853,636,499.00
"149936"		\$51,864.00	\$51,864.00	Research and Development	\$1,853,636,499.00
		\$180,394.00	\$180,394.00	N/A	\$0.00
		\$335,179.00	\$241,421,581.00	N/A	\$0.00
"150237"		\$62,226.00	\$241,421,581.00	Research and Development	\$1,853,636,499.00
"209180"		\$514,317.00	\$241,421,581.00	Research and Development	\$1,853,636,499.00
"208105"		\$46,208.00	\$241,421,581.00	Research and Development	\$1,853,636,499.00
"1017356"		\$595,952.00	\$241,421,581.00	Research and Development	\$1,853,636,499.00
"1115682"		-\$56.00	\$241,421,581.00	Research and Development	\$1,853,636,499.00
"1125267"		\$89,816.00	\$241,421,581.00	Research and Development	\$1,853,636,499.00
"1186111"		\$622,207.00	\$241,421,581.00	Research and Development	\$1,853,636,499.00
"1197277"		\$309,146.00	\$241,421,581.00	Research and Development	\$1,853,636,499.00
"AWARD_CONTRACT-3-11087"		\$52,603.00	\$241,421,581.00	Research and Development	\$1,853,636,499.00
"24JP00001"		\$30,780.00	\$241,421,581.00	Research and Development	\$1,853,636,499.00
"752637"		\$56,215.00	\$241,421,581.00	Research and Development	\$1,853,636,499.00
"PO-2402874"		\$14,310.00	\$241,421,581.00	Research and Development	\$1,853,636,499.00
"21855"		\$1,229,659.00	\$241,421,581.00	Research and Development	\$1,853,636,499.00
"153491"		\$152,716.00	\$241,421,581.00	Research and Development	\$1,853,636,499.00
"204581"		\$115,827.00	\$241,421,581.00	Research and Development	\$1,853,636,499.00
"212530"		\$178,276.00	\$241,421,581.00	Research and Development	\$1,853,636,499.00
"221290"		\$61,834.00	\$241,421,581.00	Research and Development	\$1,853,636,499.00
"A26456"		\$914,831.00	\$241,421,581.00	Research and Development	\$1,853,636,499.00
"FA807518D0004-FA807522F0005"		\$13,154.00	\$241,421,581.00	Research and Development	\$1,853,636,499.00
"203961"		\$194,845.00	\$241,421,581.00	Research and Development	\$1,853,636,499.00
"210004"		\$479,997.00	\$241,421,581.00	Research and Development	\$1,853,636,499.00
"4500166311"		\$30,361.00	\$241,421,581.00	Research and Development	\$1,853,636,499.00
"151070"		\$462,881.00	\$241,421,581.00	Research and Development	\$1,853,636,499.00
"N613402390003"		\$3,693.00	\$241,421,581.00	Research and Development	\$1,853,636,499.00
"205569"		\$65,530.00	\$241,421,581.00	Research and Development	\$1,853,636,499.00
"AGMT DTD 10/23/23"		\$118,356.00	\$241,421,581.00	Research and Development	\$1,853,636,499.00
"AGMT DTD 7/14/2023"		-\$420.00	\$241,421,581.00	Research and Development	\$1,853,636,499.00
"152230"		\$113,903.00	\$241,421,581.00	Research and Development	\$1,853,636,499.00
"DI-SC-15-05 TO 10"		\$3,447.00	\$241,421,581.00	Research and Development	\$1,853,636,499.00
"DI-SC-20-91 TO 10"		\$341,418.00	\$241,421,581.00	Research and Development	\$1,853,636,499.00
"DI-SC-20-91 TO 9"		\$128,950.00	\$241,421,581.00	Research and Development	\$1,853,636,499.00
"DISC2091"		-\$93.00	\$241,421,581.00	Research and Development	\$1,853,636,499.00
"DI-SC-20-91"		\$105,000.00	\$241,421,581.00	Research and Development	\$1,853,636,499.00
"DI-SC-20-91, TO 11"		\$538,217.00	\$241,421,581.00	Research and Development	\$1,853,636,499.00
"DI-SC-20-91, TO 12"		\$348,331.00	\$241,421,581.00	Research and Development	\$1,853,636,499.00
"DI-SC-21-60 SBSU0012"		\$691,884.00	\$241,421,581.00	Research and Development	\$1,853,636,499.00
"DI-SC-21-60"		\$141,960.00	\$241,421,581.00	Research and Development	\$1,853,636,499.00
"HHM402-19-D-0023"		\$311,693.00	\$241,421,581.00	Research and Development	\$1,853,636,499.00
"SB800046"		\$2,384.00	\$241,421,581.00	Research and Development	\$1,853,636,499.00
"212832"		\$167,039.00	\$241,421,581.00	Research and Development	\$1,853,636,499.00
"144367"		-\$7,249.00	\$241,421,581.00	Research and Development	\$1,853,636,499.00
"149024"		\$192,634.00	\$241,421,581.00	Research and Development	\$1,853,636,499.00
"DA163"		\$212,860.00	\$241,421,581.00	Research and Development	\$1,853,636,499.00
"FDLE-003-22"		\$13,598.00	\$241,421,581.00	Research and Development	\$1,853,636,499.00

State of Georgia

Identifying Number Assigned by Funder Pass-Through	Total Amount Provided to Sub-Recipients	Federal Expenditures	Federal Program Total	Cluster Name	Cluster Total
"39G4199"	\$20,114.00	\$57,389.00	\$241,421,581.00	Research and Development	\$1,853,636,499.00
"210044"		\$34,999.00	\$241,421,581.00	Research and Development	\$1,853,636,499.00
"P000069211"		\$683,117.00	\$241,421,581.00	Research and Development	\$1,853,636,499.00
"211207"		\$423,235.00	\$241,421,581.00	Research and Development	\$1,853,636,499.00
"151247"		\$2.00	\$241,421,581.00	Research and Development	\$1,853,636,499.00
"153601"		\$112,706.00	\$241,421,581.00	Research and Development	\$1,853,636,499.00
"221144"		\$29,324.00	\$241,421,581.00	Research and Development	\$1,853,636,499.00
"201501"		\$41,305.00	\$241,421,581.00	Research and Development	\$1,853,636,499.00
"141553"		-\$11,219.00	\$241,421,581.00	Research and Development	\$1,853,636,499.00
"2509-1"		\$1,782,854.00	\$241,421,581.00	Research and Development	\$1,853,636,499.00
"PO-19C0618-02 REV 01"		-\$2,569.00	\$241,421,581.00	Research and Development	\$1,853,636,499.00
"145742"		\$163,825.00	\$241,421,581.00	Research and Development	\$1,853,636,499.00
"208016"		\$86,006.00	\$241,421,581.00	Research and Development	\$1,853,636,499.00
"2021JW5124"		-\$8,534.00	\$241,421,581.00	Research and Development	\$1,853,636,499.00
"202093"		\$145,915.00	\$241,421,581.00	Research and Development	\$1,853,636,499.00
"211511"		\$84,097.00	\$241,421,581.00	Research and Development	\$1,853,636,499.00
"HHM40221D0150"		\$1,119,515.00	\$241,421,581.00	Research and Development	\$1,853,636,499.00
"HV05000019"		-\$3,545.00	\$241,421,581.00	Research and Development	\$1,853,636,499.00
"P000045115"		-\$1,425.00	\$241,421,581.00	Research and Development	\$1,853,636,499.00
"P000064702"		\$559,171.00	\$241,421,581.00	Research and Development	\$1,853,636,499.00
"P000067689"		\$741,524.00	\$241,421,581.00	Research and Development	\$1,853,636,499.00
"P000075240"		\$3,387,965.00	\$241,421,581.00	Research and Development	\$1,853,636,499.00
"P000107482"		\$11,956.00	\$241,421,581.00	Research and Development	\$1,853,636,499.00
"P000109393"		\$80,087.00	\$241,421,581.00	Research and Development	\$1,853,636,499.00
"431689"		\$88,701.00	\$241,421,581.00	Research and Development	\$1,853,636,499.00
"204325"		\$201,035.00	\$241,421,581.00	Research and Development	\$1,853,636,499.00
"P010192863"		\$28.00	\$241,421,581.00	Research and Development	\$1,853,636,499.00
"P010264877"		\$2,731.00	\$241,421,581.00	Research and Development	\$1,853,636,499.00
"P010280566"		\$331,049.00	\$241,421,581.00	Research and Development	\$1,853,636,499.00
"PO24-00348"		\$38,476.00	\$241,421,581.00	Research and Development	\$1,853,636,499.00
"1010121"		-\$831.00	\$241,421,581.00	Research and Development	\$1,853,636,499.00
"151533"		\$627,238.00	\$241,421,581.00	Research and Development	\$1,853,636,499.00
"6574055372"		\$2,381.00	\$241,421,581.00	Research and Development	\$1,853,636,499.00
"CON016609"		\$13,112.00	\$241,421,581.00	Research and Development	\$1,853,636,499.00
"FA8650-23-C-1067"		\$314.00	\$241,421,581.00	Research and Development	\$1,853,636,499.00
"2023-24"		\$256,181.00	\$241,421,581.00	Research and Development	\$1,853,636,499.00
"25871010"		\$33,850.00	\$241,421,581.00	Research and Development	\$1,853,636,499.00
"213619"		\$125,167.00	\$241,421,581.00	Research and Development	\$1,853,636,499.00
"555089-78052"		\$6,040.00	\$241,421,581.00	Research and Development	\$1,853,636,499.00
"5300029642"		\$405.00	\$241,421,581.00	Research and Development	\$1,853,636,499.00
"5300101595"		\$298,634.00	\$241,421,581.00	Research and Development	\$1,853,636,499.00
"PO No. 1012395827"		-\$298.00	\$241,421,581.00	Research and Development	\$1,853,636,499.00
"PO#5300010064"		-\$50.00	\$241,421,581.00	Research and Development	\$1,853,636,499.00
"148870"		\$215,373.00	\$241,421,581.00	Research and Development	\$1,853,636,499.00
"205135"		\$145,375.00	\$241,421,581.00	Research and Development	\$1,853,636,499.00
"IDIQ TO DTD 6/1/2022"		-\$27.00	\$241,421,581.00	Research and Development	\$1,853,636,499.00
"IDIQ TO DTD 7/22/2023"		-\$175.00	\$241,421,581.00	Research and Development	\$1,853,636,499.00
"CW59691"		\$79,710.00	\$241,421,581.00	Research and Development	\$1,853,636,499.00
"213945"		\$103,952.00	\$241,421,581.00	Research and Development	\$1,853,636,499.00
"217300"		\$40,997.00	\$241,421,581.00	Research and Development	\$1,853,636,499.00
"PO-0017284"		\$348,689.00	\$241,421,581.00	Research and Development	\$1,853,636,499.00
"153084"		\$100,581.00	\$241,421,581.00	Research and Development	\$1,853,636,499.00
"202965"		\$237,521.00	\$241,421,581.00	Research and Development	\$1,853,636,499.00
"PO-0049862"		\$1,347,801.00	\$241,421,581.00	Research and Development	\$1,853,636,499.00
"151791"		\$401,748.00	\$241,421,581.00	Research and Development	\$1,853,636,499.00
"208700"		\$46,597.00	\$241,421,581.00	Research and Development	\$1,853,636,499.00
"217081"		\$17,569.00	\$241,421,581.00	Research and Development	\$1,853,636,499.00
"4202392548"		-\$2,531.00	\$241,421,581.00	Research and Development	\$1,853,636,499.00
"4203048095"		\$240,137.00	\$241,421,581.00	Research and Development	\$1,853,636,499.00
"LTR DTD 31-OCT-2022"		\$709,157.00	\$241,421,581.00	Research and Development	\$1,853,636,499.00
"GTARC 203140 DTD 8-2-2024"		\$293,188.00	\$241,421,581.00	Research and Development	\$1,853,636,499.00
"10452"		\$5,496.00	\$241,421,581.00	Research and Development	\$1,853,636,499.00
"ACL-EM-22-P14817"		-\$18.00	\$241,421,581.00	Research and Development	\$1,853,636,499.00
"CON019038"		\$67,772.00	\$241,421,581.00	Research and Development	\$1,853,636,499.00
"PO61876"		\$90.00	\$241,421,581.00	Research and Development	\$1,853,636,499.00

**SCHEDULE OF EXPENDITURES OF FEDERAL AWARDS
FOR THE FISCAL YEAR ENDED JUNE 30, 2025**

Federal ALN Number	Federal Awarding Agency/Program Title	Additional Award Identification (Optional)	Name of Funder Pass-Through Entity
12.630	<i>Basic, Applied, and Advanced Research in Science and Engineering</i>		<i>Sandia National Laboratories</i>
12.630	<i>Basic, Applied, and Advanced Research in Science and Engineering</i>		<i>Sandia National Laboratories</i>
12.630	<i>Basic, Applied, and Advanced Research in Science and Engineering</i>		<i>Scientific Research Corporation</i>
12.630	<i>Basic, Applied, and Advanced Research in Science and Engineering</i>		<i>Scientific Research Corporation</i>
12.630	<i>Basic, Applied, and Advanced Research in Science and Engineering</i>		<i>SecuriGence, LLC</i>
12.630	<i>Basic, Applied, and Advanced Research in Science and Engineering</i>		<i>SOFWERX</i>
12.630	<i>Basic, Applied, and Advanced Research in Science and Engineering</i>		<i>Stevens Institute of Technology</i>
12.630	<i>Basic, Applied, and Advanced Research in Science and Engineering</i>		<i>Stevens Institute of Technology</i>
12.630	<i>Basic, Applied, and Advanced Research in Science and Engineering</i>		<i>Stevens Institute of Technology</i>
12.630	<i>Basic, Applied, and Advanced Research in Science and Engineering</i>		<i>Survive Engineering Company</i>
12.630	<i>Basic, Applied, and Advanced Research in Science and Engineering</i>		<i>Taskforce for Global Health</i>
12.630	<i>Basic, Applied, and Advanced Research in Science and Engineering</i>		<i>The Charles Stark Draper Laboratory, Inc.</i>
12.630	<i>Basic, Applied, and Advanced Research in Science and Engineering</i>		<i>Trusted Science & Technology, Inc.</i>
12.630	<i>Basic, Applied, and Advanced Research in Science and Engineering</i>		<i>University Consortium for Applied Hypersonics</i>
12.630	<i>Basic, Applied, and Advanced Research in Science and Engineering</i>		<i>University Consortium for Applied Hypersonics</i>
12.630	<i>Basic, Applied, and Advanced Research in Science and Engineering</i>		<i>University Consortium for Applied Hypersonics</i>
12.630	<i>Basic, Applied, and Advanced Research in Science and Engineering</i>		<i>University Consortium for Applied Hypersonics</i>
12.630	<i>Basic, Applied, and Advanced Research in Science and Engineering</i>		<i>University of California, San Diego</i>
12.630	<i>Basic, Applied, and Advanced Research in Science and Engineering</i>		<i>University of California, San Diego</i>
12.630	<i>Basic, Applied, and Advanced Research in Science and Engineering</i>		<i>University of Florida</i>
12.630	<i>Basic, Applied, and Advanced Research in Science and Engineering</i>		<i>University of Illinois</i>
12.630	<i>Basic, Applied, and Advanced Research in Science and Engineering</i>		<i>University of Innsbruck</i>
12.630	<i>Basic, Applied, and Advanced Research in Science and Engineering</i>		<i>University of Miami</i>
12.630	<i>Basic, Applied, and Advanced Research in Science and Engineering</i>		<i>University of Notre Dame</i>
12.630	<i>Basic, Applied, and Advanced Research in Science and Engineering</i>		<i>University of Pennsylvania</i>
12.630	<i>Basic, Applied, and Advanced Research in Science and Engineering</i>		<i>University of Pennsylvania</i>
12.630	<i>Basic, Applied, and Advanced Research in Science and Engineering</i>		<i>University of Tennessee</i>
12.630	<i>Basic, Applied, and Advanced Research in Science and Engineering</i>		<i>University of Texas at Austin</i>
12.630	<i>Basic, Applied, and Advanced Research in Science and Engineering</i>		<i>University of Texas Rio Grande Valley</i>
12.630	<i>Basic, Applied, and Advanced Research in Science and Engineering</i>		<i>UT-Battelle, LLC</i>
12.630	<i>Basic, Applied, and Advanced Research in Science and Engineering</i>		<i>UT-Battelle, LLC</i>
12.630	<i>Basic, Applied, and Advanced Research in Science and Engineering</i>		<i>Washington University</i>
12.630	<i>Basic, Applied, and Advanced Research in Science and Engineering</i>		<i>West Coast Solutions</i>
12.630	<i>Basic, Applied, and Advanced Research in Science and Engineering</i>		<i>XR 2 LEAD, LLC</i>
12.630	<i>Basic, Applied, and Advanced Research in Science and Engineering</i>		<i>Zeta Associates, Inc.</i>
12.630	Basic, Applied, and Advanced Research in Science and Engineering		
12.630	Basic, Applied, and Advanced Research in Science and Engineering		
12.750	<i>Uniformed Services University Medical Research Projects</i>		<i>Henry M. Jackson Foundation</i>
12.750	<i>Uniformed Services University Medical Research Projects</i>		<i>Henry M. Jackson Foundation</i>
12.800	Air Force Defense Research Sciences Program		
12.800	<i>Air Force Defense Research Sciences Program</i>		<i>Advanced Tactics, Inc.</i>
12.800	<i>Air Force Defense Research Sciences Program</i>		<i>Advanced Tactics, Inc.</i>
12.800	<i>Air Force Defense Research Sciences Program</i>		<i>Alion Science and Technology Corporation</i>
12.800	<i>Air Force Defense Research Sciences Program</i>		<i>Alion Science and Technology Corporation</i>
12.800	<i>Air Force Defense Research Sciences Program</i>		<i>Alion Science and Technology Corporation</i>
12.800	<i>Air Force Defense Research Sciences Program</i>		<i>America Makes</i>
12.800	<i>Air Force Defense Research Sciences Program</i>		<i>Applied Research Laboratory for Intelligence and Security (ARLIS)</i>
12.800	<i>Air Force Defense Research Sciences Program</i>		<i>Applied Research Laboratory for Intelligence and Security (ARLIS)</i>
12.800	<i>Air Force Defense Research Sciences Program</i>		<i>Applied Research Solutions</i>
12.800	<i>Air Force Defense Research Sciences Program</i>		<i>Assured Information Security</i>
12.800	<i>Air Force Defense Research Sciences Program</i>		<i>Assured Information Security</i>
12.800	<i>Air Force Defense Research Sciences Program</i>		<i>Assured Information Security</i>
12.800	<i>Air Force Defense Research Sciences Program</i>		<i>ATC Materials</i>
12.800	<i>Air Force Defense Research Sciences Program</i>		<i>Atomic-6, Inc.</i>
12.800	<i>Air Force Defense Research Sciences Program</i>		<i>Azimuth Corporation</i>
12.800	<i>Air Force Defense Research Sciences Program</i>		<i>Binghamton University, State University of New York</i>
12.800	<i>Air Force Defense Research Sciences Program</i>		<i>Binghamton University, State University of New York</i>
12.800	<i>Air Force Defense Research Sciences Program</i>		<i>BioMADE</i>
12.800	<i>Air Force Defense Research Sciences Program</i>		<i>BioMADE</i>
12.800	<i>Air Force Defense Research Sciences Program</i>		<i>Booz Allen Hamilton, Inc.</i>

**Bolded and italicized award lines indicate pass-through funding.
The accompanying notes are an integral part of this schedule.**

State of Georgia

Identifying Number Assigned by Funder Pass-Through	Total Amount Provided to Sub-Recipients	Federal Expenditures	Federal Program Total	Cluster Name	Cluster Total
"2587493"		\$11,763.00	\$241,421,581.00	Research and Development	\$1,853,636,499.00
"2646721"		\$27,105.00	\$241,421,581.00	Research and Development	\$1,853,636,499.00
"SR20231712"		\$95.00	\$241,421,581.00	Research and Development	\$1,853,636,499.00
"SR20232390"		\$122,632.00	\$241,421,581.00	Research and Development	\$1,853,636,499.00
"632"		\$515.00	\$241,421,581.00	Research and Development	\$1,853,636,499.00
"CPO 63-007"		\$252,583.00	\$241,421,581.00	Research and Development	\$1,853,636,499.00
"2103543-02"		\$48,675.00	\$241,421,581.00	Research and Development	\$1,853,636,499.00
"2103578-02"		\$92,678.00	\$241,421,581.00	Research and Development	\$1,853,636,499.00
"2103598-01"		\$15,346.00	\$241,421,581.00	Research and Development	\$1,853,636,499.00
"S22-155007"		-\$10,230.00	\$241,421,581.00	Research and Development	\$1,853,636,499.00
"6240/3362"		\$9,325.00	\$241,421,581.00	Research and Development	\$1,853,636,499.00
"SC001-000001394"		\$9.00	\$241,421,581.00	Research and Development	\$1,853,636,499.00
"152737"		\$80,582.00	\$241,421,581.00	Research and Development	\$1,853,636,499.00
"147646"		\$1,269.00	\$241,421,581.00	Research and Development	\$1,853,636,499.00
"149803"		\$690,230.00	\$241,421,581.00	Research and Development	\$1,853,636,499.00
"151802"		\$684,178.00	\$241,421,581.00	Research and Development	\$1,853,636,499.00
"153741"		\$227,261.00	\$241,421,581.00	Research and Development	\$1,853,636,499.00
"151712"		\$86,190.00	\$241,421,581.00	Research and Development	\$1,853,636,499.00
"154239"		\$38,660.00	\$241,421,581.00	Research and Development	\$1,853,636,499.00
"207964"		\$97,092.00	\$241,421,581.00	Research and Development	\$1,853,636,499.00
"146038"		\$114,551.00	\$241,421,581.00	Research and Development	\$1,853,636,499.00
"AGR DTD 4/1/2024"		\$716,958.00	\$241,421,581.00	Research and Development	\$1,853,636,499.00
"151502"		\$45,332.00	\$241,421,581.00	Research and Development	\$1,853,636,499.00
"138689"		-\$216.00	\$241,421,581.00	Research and Development	\$1,853,636,499.00
"154213"		\$351,804.00	\$241,421,581.00	Research and Development	\$1,853,636,499.00
"5345458"		\$361,809.00	\$241,421,581.00	Research and Development	\$1,853,636,499.00
"202070"		\$118,953.00	\$241,421,581.00	Research and Development	\$1,853,636,499.00
"149111"		\$191,182.00	\$241,421,581.00	Research and Development	\$1,853,636,499.00
"201621"		\$50,000.00	\$241,421,581.00	Research and Development	\$1,853,636,499.00
"203401"		\$48,841.00	\$241,421,581.00	Research and Development	\$1,853,636,499.00
"205063"		\$33,658.00	\$241,421,581.00	Research and Development	\$1,853,636,499.00
"211606"		\$138,293.00	\$241,421,581.00	Research and Development	\$1,853,636,499.00
"151109"		\$12,029.00	\$241,421,581.00	Research and Development	\$1,853,636,499.00
"153822"		\$2,807.00	\$241,421,581.00	Research and Development	\$1,853,636,499.00
"173118LS-GTARC-01"		-\$905.00	\$241,421,581.00	Research and Development	\$1,853,636,499.00
		\$652,880.00	\$241,421,581.00	Research and Development	\$1,853,636,499.00
	\$12,627,050.00	\$210,110,363.00	\$241,421,581.00	Research and Development	\$1,853,636,499.00
"5751"		\$119,275.00	\$123,007.00	Research and Development	\$1,853,636,499.00
"CON018327"		\$3,732.00	\$123,007.00	Research and Development	\$1,853,636,499.00
		\$34,076.00	\$362,773,262.00	N/A	\$0.00
"149294"		\$5,791.00	\$362,773,262.00	Research and Development	\$1,853,636,499.00
"149295"		\$11,546.00	\$362,773,262.00	Research and Development	\$1,853,636,499.00
"SUB1157903 RELEASE 001"		-\$7,647.00	\$362,773,262.00	Research and Development	\$1,853,636,499.00
"SUB1157903"		\$4,172,597.00	\$362,773,262.00	Research and Development	\$1,853,636,499.00
"SUB1157903-003"		\$669,469.00	\$362,773,262.00	Research and Development	\$1,853,636,499.00
"148580"		\$1,087,264.00	\$362,773,262.00	Research and Development	\$1,853,636,499.00
"142165-Z9099301"		\$402,828.00	\$362,773,262.00	Research and Development	\$1,853,636,499.00
"CON-00001758?Z2225601"		\$14,868.00	\$362,773,262.00	Research and Development	\$1,853,636,499.00
"S03005-01"		\$1,369.00	\$362,773,262.00	Research and Development	\$1,853,636,499.00
"1159-5B"		\$193.00	\$362,773,262.00	Research and Development	\$1,853,636,499.00
"1161-SA"		-\$12,159.00	\$362,773,262.00	Research and Development	\$1,853,636,499.00
"FA875024CB130"		\$120,139.00	\$362,773,262.00	Research and Development	\$1,853,636,499.00
"PO-0006067"		\$103,906.00	\$362,773,262.00	Research and Development	\$1,853,636,499.00
"AGMT DTD 11-08-2019"		\$1,430.00	\$362,773,262.00	Research and Development	\$1,853,636,499.00
"151835"		\$19,670.00	\$362,773,262.00	Research and Development	\$1,853,636,499.00
"152193"		\$111,727.00	\$362,773,262.00	Research and Development	\$1,853,636,499.00
"201465"		\$104,403.00	\$362,773,262.00	Research and Development	\$1,853,636,499.00
"201482"		\$107,810.00	\$362,773,262.00	Research and Development	\$1,853,636,499.00
"S-PC01-A-03-0080"		\$16,610.00	\$362,773,262.00	Research and Development	\$1,853,636,499.00
"T-PC04-A-43-0080"		\$110,885.00	\$362,773,262.00	Research and Development	\$1,853,636,499.00
"106445SB18/TO 3"		-\$3,031.00	\$362,773,262.00	Research and Development	\$1,853,636,499.00

**SCHEDULE OF EXPENDITURES OF FEDERAL AWARDS
FOR THE FISCAL YEAR ENDED JUNE 30, 2025**

Federal ALN Number	Federal Awarding Agency/Program Title	Additional Award Identification (Optional)	Name of Funder Pass-Through Entity
<i>12.800</i>	<i>Air Force Defense Research Sciences Program</i>		<i>Booz Allen Hamilton, Inc.</i>
<i>12.800</i>	<i>Air Force Defense Research Sciences Program</i>		<i>Booz Allen Hamilton, Inc.</i>
<i>12.800</i>	<i>Air Force Defense Research Sciences Program</i>		<i>Bryka Skystocks, LLC</i>
<i>12.800</i>	<i>Air Force Defense Research Sciences Program</i>		<i>Busek Co., Inc.</i>
<i>12.800</i>	<i>Air Force Defense Research Sciences Program</i>		<i>CACI International, Inc.</i>
<i>12.800</i>	<i>Air Force Defense Research Sciences Program</i>		<i>CACI International, Inc.</i>
<i>12.800</i>	<i>Air Force Defense Research Sciences Program</i>		<i>CANA, LLC</i>
<i>12.800</i>	<i>Air Force Defense Research Sciences Program</i>		<i>Charles River Analytics, Inc.</i>
<i>12.800</i>	<i>Air Force Defense Research Sciences Program</i>		<i>Connected Alliances, LLC</i>
<i>12.800</i>	<i>Air Force Defense Research Sciences Program</i>		<i>Connected Alliances, LLC</i>
<i>12.800</i>	<i>Air Force Defense Research Sciences Program</i>		<i>Connected Alliances, LLC</i>
<i>12.800</i>	<i>Air Force Defense Research Sciences Program</i>		<i>Consortium Management Group, Inc.</i>
<i>12.800</i>	<i>Air Force Defense Research Sciences Program</i>		<i>Cornell University</i>
<i>12.800</i>	<i>Air Force Defense Research Sciences Program</i>		<i>DCS Corporation</i>
<i>12.800</i>	<i>Air Force Defense Research Sciences Program</i>		<i>Doodle Labs, LLC</i>
<i>12.800</i>	<i>Air Force Defense Research Sciences Program</i>		<i>Electro Magnetic Applications, Inc.</i>
<i>12.800</i>	<i>Air Force Defense Research Sciences Program</i>		<i>Emory University</i>
<i>12.800</i>	<i>Air Force Defense Research Sciences Program</i>		<i>Enig Associates, Inc.</i>
<i>12.800</i>	<i>Air Force Defense Research Sciences Program</i>		<i>Georgia Southern University Research and Service Foundation, Inc.</i>
<i>12.800</i>	<i>Air Force Defense Research Sciences Program</i>		<i>Global Technology Connection, Inc.</i>
<i>12.800</i>	<i>Air Force Defense Research Sciences Program</i>		<i>Honeywell International, Inc.</i>
<i>12.800</i>	<i>Air Force Defense Research Sciences Program</i>		<i>Innovative Scientific Solutions, Inc.</i>
<i>12.800</i>	<i>Air Force Defense Research Sciences Program</i>		<i>Institute for Human and Machine Cognition</i>
<i>12.800</i>	<i>Air Force Defense Research Sciences Program</i>		<i>Intelligent Waves, LLC</i>
<i>12.800</i>	<i>Air Force Defense Research Sciences Program</i>		<i>Intuitive Research and Technology Corporation</i>
<i>12.800</i>	<i>Air Force Defense Research Sciences Program</i>		<i>KBRwyle</i>
<i>12.800</i>	<i>Air Force Defense Research Sciences Program</i>		<i>KBRwyle</i>
<i>12.800</i>	<i>Air Force Defense Research Sciences Program</i>		<i>L3Harris Technologies, Inc.</i>
<i>12.800</i>	<i>Air Force Defense Research Sciences Program</i>		<i>Long Wave, Inc.</i>
<i>12.800</i>	<i>Air Force Defense Research Sciences Program</i>		<i>Map Large, Inc.</i>
<i>12.800</i>	<i>Air Force Defense Research Sciences Program</i>		<i>Map Large, Inc.</i>
<i>12.800</i>	<i>Air Force Defense Research Sciences Program</i>		<i>Map Large, Inc.</i>
<i>12.800</i>	<i>Air Force Defense Research Sciences Program</i>		<i>Map Large, Inc.</i>
<i>12.800</i>	<i>Air Force Defense Research Sciences Program</i>		<i>Massachusetts Institute of Technology, Lincoln Laboratory</i>
<i>12.800</i>	<i>Air Force Defense Research Sciences Program</i>		<i>North Carolina State University</i>
<i>12.800</i>	<i>Air Force Defense Research Sciences Program</i>		<i>North Carolina State University</i>
<i>12.800</i>	<i>Air Force Defense Research Sciences Program</i>		<i>Ohio State University</i>
<i>12.800</i>	<i>Air Force Defense Research Sciences Program</i>		<i>Ohio State University</i>
<i>12.800</i>	<i>Air Force Defense Research Sciences Program</i>		<i>PartWorks, LLC</i>
<i>12.800</i>	<i>Air Force Defense Research Sciences Program</i>		<i>Purdue University</i>
<i>12.800</i>	<i>Air Force Defense Research Sciences Program</i>		<i>Purdue University</i>
<i>12.800</i>	<i>Air Force Defense Research Sciences Program</i>		<i>Rincon Research Corporation</i>
<i>12.800</i>	<i>Air Force Defense Research Sciences Program</i>		<i>Rincon Research Corporation</i>
<i>12.800</i>	<i>Air Force Defense Research Sciences Program</i>		<i>Rincon Research Corporation</i>
<i>12.800</i>	<i>Air Force Defense Research Sciences Program</i>		<i>Rincon Research Corporation</i>
<i>12.800</i>	<i>Air Force Defense Research Sciences Program</i>		<i>Scientific Research Corporation</i>
<i>12.800</i>	<i>Air Force Defense Research Sciences Program</i>		<i>Search Technologies</i>
<i>12.800</i>	<i>Air Force Defense Research Sciences Program</i>		<i>Smart Munitions Expert Solutions, Inc.</i>
<i>12.800</i>	<i>Air Force Defense Research Sciences Program</i>		<i>Smart Munitions Expert Solutions, Inc.</i>
<i>12.800</i>	<i>Air Force Defense Research Sciences Program</i>		<i>Smart Munitions Expert Solutions, Inc.</i>
<i>12.800</i>	<i>Air Force Defense Research Sciences Program</i>		<i>Southwest Research Institute</i>
<i>12.800</i>	<i>Air Force Defense Research Sciences Program</i>		<i>Space Dynamics Laboratory</i>
<i>12.800</i>	<i>Air Force Defense Research Sciences Program</i>		<i>Space Dynamics Laboratory</i>
<i>12.800</i>	<i>Air Force Defense Research Sciences Program</i>		<i>Spectral Energies, LLC</i>
<i>12.800</i>	<i>Air Force Defense Research Sciences Program</i>		<i>Spectral Energies, LLC</i>
<i>12.800</i>	<i>Air Force Defense Research Sciences Program</i>		<i>Spectral Energies, LLC</i>
<i>12.800</i>	<i>Air Force Defense Research Sciences Program</i>		<i>Statheros, LLC</i>
<i>12.800</i>	<i>Air Force Defense Research Sciences Program</i>		<i>Stellar Science</i>
<i>12.800</i>	<i>Air Force Defense Research Sciences Program</i>		<i>Technology Holding LLC</i>
<i>12.800</i>	<i>Air Force Defense Research Sciences Program</i>		<i>ThinkOrbital</i>
<i>12.800</i>	<i>Air Force Defense Research Sciences Program</i>		<i>UES, Inc.</i>
<i>12.800</i>	<i>Air Force Defense Research Sciences Program</i>		<i>UES, Inc.</i>
<i>12.800</i>	<i>Air Force Defense Research Sciences Program</i>		<i>UES, Inc.</i>
<i>12.800</i>	<i>Air Force Defense Research Sciences Program</i>		<i>UES, Inc.</i>
<i>12.800</i>	<i>Air Force Defense Research Sciences Program</i>		<i>UES, Inc.</i>

**Bolded and italicized award lines indicate pass-through funding.
The accompanying notes are an integral part of this schedule.**

State of Georgia

Identifying Number Assigned by Funder Pass-Through	Total Amount Provided to Sub-Recipients	Federal Expenditures	Federal Program Total	Cluster Name	Cluster Total
"A68506"		\$2,463.00	\$362,773,262.00	Research and Development	\$1,853,636,499.00
"A8270"		\$172,626.00	\$362,773,262.00	Research and Development	\$1,853,636,499.00
"151143"		-\$644.00	\$362,773,262.00	Research and Development	\$1,853,636,499.00
"153431"		-\$46,398.00	\$362,773,262.00	Research and Development	\$1,853,636,499.00
"P000105680"		\$160,763.00	\$362,773,262.00	Research and Development	\$1,853,636,499.00
"P000180028"		\$1,372,560.00	\$362,773,262.00	Research and Development	\$1,853,636,499.00
"205860"		\$298,074.00	\$362,773,262.00	Research and Development	\$1,853,636,499.00
"SC2318101"		\$60,157.00	\$362,773,262.00	Research and Development	\$1,853,636,499.00
"212401"		\$200,000.00	\$362,773,262.00	Research and Development	\$1,853,636,499.00
"213919"		\$9,360.00	\$362,773,262.00	Research and Development	\$1,853,636,499.00
"216334"		\$200,000.00	\$362,773,262.00	Research and Development	\$1,853,636,499.00
"FA8210-24-9-0001"		\$1,194,119.00	\$362,773,262.00	Research and Development	\$1,853,636,499.00
"140813"		-\$1,438.00	\$362,773,262.00	Research and Development	\$1,853,636,499.00
"209132"		\$133,992.00	\$362,773,262.00	Research and Development	\$1,853,636,499.00
"STTR Project No. 210273"		\$97.00	\$362,773,262.00	Research and Development	\$1,853,636,499.00
"210813"		\$24,405.00	\$362,773,262.00	Research and Development	\$1,853,636,499.00
"217858"		\$62,558.00	\$362,773,262.00	Research and Development	\$1,853,636,499.00
"149738"		-\$3,084.00	\$362,773,262.00	Research and Development	\$1,853,636,499.00
"39G4216"		\$64,280.00	\$362,773,262.00	Research and Development	\$1,853,636,499.00
"216071"		\$18,095.00	\$362,773,262.00	Research and Development	\$1,853,636,499.00
"153960"		\$207,369.00	\$362,773,262.00	Research and Development	\$1,853,636,499.00
"149802"		\$39,960.00	\$362,773,262.00	Research and Development	\$1,853,636,499.00
"152585"		-\$9,811.00	\$362,773,262.00	Research and Development	\$1,853,636,499.00
"CS-23-0131"		\$559.00	\$362,773,262.00	Research and Development	\$1,853,636,499.00
"TE-T-GTR-001"		\$17,400.00	\$362,773,262.00	Research and Development	\$1,853,636,499.00
"P00005346"		\$6,218.00	\$362,773,262.00	Research and Development	\$1,853,636,499.00
"PO P000048819"		\$779.00	\$362,773,262.00	Research and Development	\$1,853,636,499.00
"4501890959"		\$190,797.00	\$362,773,262.00	Research and Development	\$1,853,636,499.00
"146549"		-\$3,173.00	\$362,773,262.00	Research and Development	\$1,853,636,499.00
"GTARC 153376 DTD"		\$155,808.00	\$362,773,262.00	Research and Development	\$1,853,636,499.00
"GTARC 153446 DTD 08-01-2023"		\$193,562.00	\$362,773,262.00	Research and Development	\$1,853,636,499.00
"NO. 153666"		\$2.00	\$362,773,262.00	Research and Development	\$1,853,636,499.00
"No. 206780"		\$403,682.00	\$362,773,262.00	Research and Development	\$1,853,636,499.00
"214020"		\$150,000.00	\$362,773,262.00	Research and Development	\$1,853,636,499.00
"140793"		\$2,044.00	\$362,773,262.00	Research and Development	\$1,853,636,499.00
"201642"		\$255,825.00	\$362,773,262.00	Research and Development	\$1,853,636,499.00
"AWARD_CONTRACT-3-12063"		\$104,546.00	\$362,773,262.00	Research and Development	\$1,853,636,499.00
"SPC-1000011985 GR132224"		\$20,744.00	\$362,773,262.00	Research and Development	\$1,853,636,499.00
"149951"		\$215,794.00	\$362,773,262.00	Research and Development	\$1,853,636,499.00
"137185"		\$332,208.00	\$362,773,262.00	Research and Development	\$1,853,636,499.00
"154252"		\$181,688.00	\$362,773,262.00	Research and Development	\$1,853,636,499.00
"WJR-000998"		\$15,552.00	\$362,773,262.00	Research and Development	\$1,853,636,499.00
"WJR-001329"		\$145,227.00	\$362,773,262.00	Research and Development	\$1,853,636,499.00
"WJR-001358"		\$46,354.00	\$362,773,262.00	Research and Development	\$1,853,636,499.00
"WJR-001525/GTARC P29642"		\$32,871.00	\$362,773,262.00	Research and Development	\$1,853,636,499.00
"SR20210482 (J413)"		-\$79.00	\$362,773,262.00	Research and Development	\$1,853,636,499.00
"EGLIN-05012020"		\$3,436.00	\$362,773,262.00	Research and Development	\$1,853,636,499.00
"1/15/25 AGMT"		\$30,771.00	\$362,773,262.00	Research and Development	\$1,853,636,499.00
"10/17/22 AGMT"		\$147.00	\$362,773,262.00	Research and Development	\$1,853,636,499.00
"3/9/2022 AGMT"		-\$231.00	\$362,773,262.00	Research and Development	\$1,853,636,499.00
"R99054RR"		\$14,440.00	\$362,773,262.00	Research and Development	\$1,853,636,499.00
"149425"		-\$36,982.00	\$362,773,262.00	Research and Development	\$1,853,636,499.00
"217400"		\$168,546.00	\$362,773,262.00	Research and Development	\$1,853,636,499.00
"206281"		\$299,043.00	\$362,773,262.00	Research and Development	\$1,853,636,499.00
"208301"		\$61,487.00	\$362,773,262.00	Research and Development	\$1,853,636,499.00
"210544"		\$5,052.00	\$362,773,262.00	Research and Development	\$1,853,636,499.00
"FA703724C0011"		\$2,383.00	\$362,773,262.00	Research and Development	\$1,853,636,499.00
"201240"		\$128,184.00	\$362,773,262.00	Research and Development	\$1,853,636,499.00
"205653"		\$311,101.00	\$362,773,262.00	Research and Development	\$1,853,636,499.00
"216459"		\$33,000.00	\$362,773,262.00	Research and Development	\$1,853,636,499.00
"150427"		\$75,718.00	\$362,773,262.00	Research and Development	\$1,853,636,499.00
"202360"		\$131,718.00	\$362,773,262.00	Research and Development	\$1,853,636,499.00
"211065"		\$70,000.00	\$362,773,262.00	Research and Development	\$1,853,636,499.00
"211495"		\$58,329.00	\$362,773,262.00	Research and Development	\$1,853,636,499.00
"216595"		\$127,552.00	\$362,773,262.00	Research and Development	\$1,853,636,499.00

**SCHEDULE OF EXPENDITURES OF FEDERAL AWARDS
FOR THE FISCAL YEAR ENDED JUNE 30, 2025**

Federal ALN Number	Federal Awarding Agency/Program Title	Additional Award Identification (Optional)	Name of Funder Pass-Through Entity
<i>12.800</i>	<i>Air Force Defense Research Sciences Program</i>		<i>University at Buffalo (The State University of New York)</i>
<i>12.800</i>	<i>Air Force Defense Research Sciences Program</i>		<i>University of Arkansas</i>
<i>12.800</i>	<i>Air Force Defense Research Sciences Program</i>		<i>University of Colorado</i>
<i>12.800</i>	<i>Air Force Defense Research Sciences Program</i>		<i>University of Colorado</i>
<i>12.800</i>	<i>Air Force Defense Research Sciences Program</i>		<i>University of Dayton Research Institute</i>
<i>12.800</i>	<i>Air Force Defense Research Sciences Program</i>		<i>University of Dayton Research Institute</i>
<i>12.800</i>	<i>Air Force Defense Research Sciences Program</i>		<i>University of Florida</i>
<i>12.800</i>	<i>Air Force Defense Research Sciences Program</i>		<i>University of Florida</i>
<i>12.800</i>	<i>Air Force Defense Research Sciences Program</i>		<i>University of Florida</i>
<i>12.800</i>	<i>Air Force Defense Research Sciences Program</i>		<i>University of Florida</i>
<i>12.800</i>	<i>Air Force Defense Research Sciences Program</i>		<i>University of Florida</i>
<i>12.800</i>	<i>Air Force Defense Research Sciences Program</i>		<i>University of Florida</i>
<i>12.800</i>	<i>Air Force Defense Research Sciences Program</i>		<i>University of Nebraska</i>
<i>12.800</i>	<i>Air Force Defense Research Sciences Program</i>		<i>University of Texas at El Paso</i>
<i>12.800</i>	<i>Air Force Defense Research Sciences Program</i>		<i>UT-Battelle, LLC</i>
<i>12.800</i>	<i>Air Force Defense Research Sciences Program</i>		<i>Vermeer Corporation</i>
<i>12.800</i>	<i>Air Force Defense Research Sciences Program</i>		<i>Verus Research</i>
<i>12.800</i>	<i>Air Force Defense Research Sciences Program</i>		<i>Wright Brothers Institute</i>
12.800	Air Force Defense Research Sciences Program		
12.800	Air Force Defense Research Sciences Program		
12.900	Language Grant Program		
12.901	Mathematical Sciences Grants		
12.901	Mathematical Sciences Grants		
12.902	Information Security Grants		
12.902	Information Security Grants		
12.903	GenCyber Grants Program		
<i>12.903</i>	<i>GenCyber Grants Program</i>		<i>Kennesaw State University Research and Service Foundation</i>
<i>12.903</i>	<i>GenCyber Grants Program</i>		<i>Kennesaw State University Research and Service Foundation</i>
12.903	GenCyber Grants Program		
<i>12.905</i>	<i>CyberSecurity Core Curriculum</i>		<i>Norwich University</i>
<i>12.905</i>	<i>CyberSecurity Core Curriculum</i>		<i>Norwich University</i>
<i>12.905</i>	<i>CyberSecurity Core Curriculum</i>		<i>The University of Alabama In Huntsville</i>
<i>12.905</i>	<i>CyberSecurity Core Curriculum</i>		<i>University of West Florida</i>
12.905	CyberSecurity Core Curriculum		
<i>12.905</i>	<i>CyberSecurity Core Curriculum</i>		<i>Kennesaw State University Research and Service Foundation</i>
<i>12.905</i>	<i>CyberSecurity Core Curriculum</i>		<i>Kennesaw State University Research and Service Foundation</i>
<i>12.910</i>	<i>Research and Technology Development</i>		<i>Columbia University</i>
<i>12.910</i>	<i>Research and Technology Development</i>		<i>Kennesaw State University Research and Service Foundation</i>
<i>12.910</i>	<i>Research and Technology Development</i>		<i>The Charles Stark Draper Laboratory, Inc.</i>
<i>12.910</i>	<i>Research and Technology Development</i>		<i>University of California</i>
<i>12.910</i>	<i>Research and Technology Development</i>		<i>University of Illinois at Urbana-Champaign</i>
<i>12.910</i>	<i>Research and Technology Development</i>		<i>University of Notre Dame</i>
<i>12.910</i>	<i>Research and Technology Development</i>		<i>University of Notre Dame</i>
<i>12.910</i>	<i>Research and Technology Development</i>		<i>University of Tennessee</i>
<i>12.910</i>	<i>Research and Technology Development</i>		<i>University of Texas at Austin</i>
<i>12.910</i>	<i>Research and Technology Development</i>		<i>University of Washington</i>
12.910	Research and Technology Development		
12.RD	Installation Multi-Natural Hazards Risk Assessments under a Changing Climatic Conditions	15304001	
12.RD	NS Mayport Saltwater Marsh Hydrology Assessment and Flood Resilience Planning	15304-002	
12.RD	SUBASE King Bay Cumberland Sound Water Quality Partnering Team		
12.RD	Establishment and Meeting Facilitation	15304-003	
12.RD	Tree Canopy and Carbon Sequestration Assessment	15304-004	
<i>12.RD</i>	<i>USAWC-Ctr Strategic Leadership</i>	<i>2025-20</i>	<i>Georgia Southern University Research and Service Foundation, Inc.</i>
<i>12.RD</i>	<i>ATI: SPAR Program</i>	<i>2025-22</i>	<i>Georgia Southern University Research and Service Foundation, Inc.</i>
<i>12.RD</i>	<i>GSURF: Examining Factors Impacting Army Leaders' Engagement i</i>	<i>2025-23</i>	<i>Georgia Southern University Research and Service Foundation, Inc.</i>

**Bolded and italicized award lines indicate pass-through funding.
The accompanying notes are an integral part of this schedule.**

State of Georgia

Identifying Number Assigned by Funder Pass-Through	Total Amount Provided to Sub-Recipients	Federal Expenditures	Federal Program Total	Cluster Name	Cluster Total
"148750"		\$160,060.00	\$362,773,262.00	Research and Development	\$1,853,636,499.00
"211450"		\$43,188.00	\$362,773,262.00	Research and Development	\$1,853,636,499.00
"148305"		\$175,947.00	\$362,773,262.00	Research and Development	\$1,853,636,499.00
"202163"		\$177,366.00	\$362,773,262.00	Research and Development	\$1,853,636,499.00
"209560"		\$12,000.00	\$362,773,262.00	Research and Development	\$1,853,636,499.00
"RSC22076"		\$243,938.00	\$362,773,262.00	Research and Development	\$1,853,636,499.00
"207341"		\$35,431.00	\$362,773,262.00	Research and Development	\$1,853,636,499.00
"207344"		\$97,463.00	\$362,773,262.00	Research and Development	\$1,853,636,499.00
"207348"		\$181,432.00	\$362,773,262.00	Research and Development	\$1,853,636,499.00
"207349"		\$219,023.00	\$362,773,262.00	Research and Development	\$1,853,636,499.00
"207350"		\$42,803.00	\$362,773,262.00	Research and Development	\$1,853,636,499.00
"215625"		\$79,886.00	\$362,773,262.00	Research and Development	\$1,853,636,499.00
"226030272C"		\$199,252.00	\$362,773,262.00	Research and Development	\$1,853,636,499.00
"US001-0000832821"		-\$2.00	\$362,773,262.00	Research and Development	\$1,853,636,499.00
"202461"		\$214.00	\$362,773,262.00	Research and Development	\$1,853,636,499.00
"152774"		\$82,942.00	\$362,773,262.00	Research and Development	\$1,853,636,499.00
"WBSRA23002GTARC"		\$464.00	\$362,773,262.00	Research and Development	\$1,853,636,499.00
		\$671,513.00	\$362,773,262.00	Research and Development	\$1,853,636,499.00
	\$80,951,337.00	\$345,164,993.00	\$362,773,262.00	Research and Development	\$1,853,636,499.00
		\$4,379.00	\$4,379.00	Research and Development	\$1,853,636,499.00
		\$30,749.00	\$46,869.00	N/A	\$0.00
		\$16,120.00	\$46,869.00	Research and Development	\$1,853,636,499.00
		\$176,321.00	\$293,634.00	N/A	\$0.00
		\$117,313.00	\$293,634.00	Research and Development	\$1,853,636,499.00
		\$93,739.00	\$135,610.00	N/A	\$0.00
"431658"		\$6,103.00	\$135,610.00	Research and Development	\$1,853,636,499.00
"431659"		\$1,548.00	\$135,610.00	Research and Development	\$1,853,636,499.00
		\$34,220.00	\$135,610.00	Research and Development	\$1,853,636,499.00
"22342-RS014"		\$2,123,068.00	\$2,653,897.00	N/A	\$0.00
"451053"	\$10,468.00	\$82,705.00	\$2,653,897.00	N/A	\$0.00
"SUBAWARD # 2024-1730"		\$385,361.00	\$2,653,897.00	N/A	\$0.00
"H98230-20-1-0350"		\$57,168.00	\$2,653,897.00	N/A	\$0.00
		-\$8,627.00	\$2,653,897.00	N/A	\$0.00
"431690"		-\$159.00	\$2,653,897.00	Research and Development	\$1,853,636,499.00
"431691"		\$14,381.00	\$2,653,897.00	Research and Development	\$1,853,636,499.00
"2(GG019955-10)"		\$25,000.00	\$7,012,372.00	Research and Development	\$1,853,636,499.00
"431786"		\$22,873.00	\$7,012,372.00	Research and Development	\$1,853,636,499.00
"151046"		\$266,185.00	\$7,012,372.00	Research and Development	\$1,853,636,499.00
"140320"		-\$11,721.00	\$7,012,372.00	Research and Development	\$1,853,636,499.00
"149067"		\$46,448.00	\$7,012,372.00	Research and Development	\$1,853,636,499.00
"148279"		\$186,645.00	\$7,012,372.00	Research and Development	\$1,853,636,499.00
"152012"		\$328,197.00	\$7,012,372.00	Research and Development	\$1,853,636,499.00
"202088"		\$487,343.00	\$7,012,372.00	Research and Development	\$1,853,636,499.00
"211449"		\$24,847.00	\$7,012,372.00	Research and Development	\$1,853,636,499.00
"152823"		\$67,927.00	\$7,012,372.00	Research and Development	\$1,853,636,499.00
	\$2,764,655.00	\$5,568,628.00	\$7,012,372.00	Research and Development	\$1,853,636,499.00
		\$201,819.00	\$5,411,080.00	Research and Development	\$1,853,636,499.00
		\$50,826.00	\$5,411,080.00	Research and Development	\$1,853,636,499.00
		\$25,907.00	\$5,411,080.00	Research and Development	\$1,853,636,499.00
	\$45,000.00	\$58,157.00	\$5,411,080.00	Research and Development	\$1,853,636,499.00
"39G3018"		\$169,339.00	\$5,411,080.00	Research and Development	\$1,853,636,499.00
"39G5322"		\$566,439.00	\$5,411,080.00	Research and Development	\$1,853,636,499.00
"39G5375"		\$8,117.00	\$5,411,080.00	Research and Development	\$1,853,636,499.00

**SCHEDULE OF EXPENDITURES OF FEDERAL AWARDS
FOR THE FISCAL YEAR ENDED JUNE 30, 2025**

Federal ALN Number	Federal Awarding Agency/Program Title	Additional Award Identification (Optional)	Name of Funder Pass-Through Entity
12.RD	DoD: UITOOL Inc	2025-24	Georgia Southern University Research and Service Foundation, Inc.
12.RD	Downscaling of global to local scale climate change impacts around Thule Air Base, Greenland.	23ZTCAZ	
12.RD	Task Orders 1-6, Remote Surveillance, Energy Management, and Building Fault Detection Analytics	30175, 30177, 30178, 30179, 30181, 30185	US Ignite
12.RD	DOD: Econ Impact Fort Gordon	39G3130	
12.RD	FSHAAF: Econ Impact Analysis	39G3158	
12.RD	Downscaling of global to local scale climate change impacts around Thule Air Base, Greenland	BQ-48 DR-089445.20	
12.RD	Characterization of molecular probes against myxoviruses	CON016417a	Emory University
12.RD	National Centers of Academic Excellence in Cybersecurity (NCAE-C)	CON016707	
12.RD	Rapid Additive Mirror Processes (RAMP)	CON018105a	MorphOptic, Inc.
12.RD	Enhancing Metacognition across the Officer Lifecycle	CON018587	
12.RD	Funded by the Department of Army, this project aims to establish a center that builds the capacity of the Integrated Prevention Advisory Group (I-PAG).	CON019714a	American Institutes for Research
12.RD	Subproject 2: Notification of Toxic Exposure (NOT)	DTRA CONTRACT HQ0034209PT04-2	Philips Research
12.RD	Evaluating Family Financial Readiness Programs for The Department of the Air Force	FA701424C0043	
12.RD	3D Printed All-Weather Long-Endurance Drone, Ultool, Washington Headquarters Service	KSURSF/DOD-ULTOOL/3D DRONE	Kennesaw State University Research and Service Foundation
12.RD	Virtual Institutes for Cyber and Electromagnetic Spectrum Research, Griffiss Institute Inc., DOD	KSURSF/NCATSU/CyberElectroMagS	Kennesaw State University Research and Service Foundation
12.RD	Characterizing multiscale feedbacks between forest structure, fire behavior and effects: Integrating measurements and mechanistic modeling for improved understanding of pattern and process	RCOSU0001148501	Colorado State University
12.RD	UNITED: UNtargeted Injections in Tissue for Enhanced Delivery	REMOR000194091A	Emory University
12.RD	Threat Systems Support	RKBRW000189040A	KBRwyle
12.RD	Application of Neurocognitive Data to Evaluate Tailored Automatically Produced Text Summaries	RNC5U000177210A	North Carolina State University
12.RD	Testing & Evaluation for Soldier-Device Teaming Compatibility, Vulnerability, and Durability in Emergent Situations (IDIQ Tasks)	RNORT000162741A	Northeastern University
12.RD	Testing & Evaluation for Soldier-Device Teaming Compatibility, Vulnerability, and Durability in Emergent Situations (IDIQ Task Order II)	RNORT000184670A	Northeastern University
12.RD	Electrochemical Oxidation of Per- and Polyfluoroalkyl Substances in Concentrated Wastewater Resulting from Separation and Concentration Technologies	RSERD000160270A	Strategic Environmental Research and Development Program
12.RD	Evaluation and Development of a Military Working Dog Decontamination Kit	RTDRI0001325501	TDA Research, Inc.
12.RD	Development and Assessment of Effective Suicide Prevention Program for Active Duty Service Members Assigned to Rural and Remote Areas Overseas	RUNAK000181370A	University of Alaska
12.RD	The Battle for Hearts and Minds: An Empirical Framework to Identify the Influence of Information Operations Subaward	RUNOH000172940A	University of Houston
12.RD	A Comprehensive Evaluation of the Air Force Personal Financial Readiness Program	RUSAF000110785A	
12.RD	LIVING SHORELINE PLANNING, DESIGN, AND PERMITTING NAVAL AIR STATION CORPUS CHRISTI, TX	RVERS000189600A	Versar, Inc.
12.RD	A Multiscale Study of the Coupling Between Flow, Fire and Vegetation & Influence of Vegetation Distribution and Flow on Fire Behavior and Plume Development for Risk Mitigation in Prescribed Burns	RWPIX000164860A	Worcester Polytechnic Institute
12.RD	Development of a Novel Soluble Epoxide Hydrolase I	W81XWH2110288	
12.RD	Treatment of per- and polyfluoroalkyl substances using novel reactive electrochemical membrane systems based on titanium suboxide materials	W912HQ20C0032	
12.RD	Transformation of AFFF Constituents in Enzyme-Catalyzed Oxidative Humification Reactions and Related Fungal Systems	W912HQ23P0084	
12.RD	Linking smoke to fire: The effect of burn conditions on fuel availability, smoke production, and atmospheric processing	W912HQ24C0052	
12.RD	Promoting resilience of spotted turtle populations on DOD installations	W912HQ24C0094	
12.U02	Sale of Forest Products	486Timber	
12.U03	Work Order # 18 Dental Materials 2023-2024	FTGOR000152	
12.U04	Work Order #19: Dental Materials Course: 2024-2025	FTGOR000153	
12.U05	NSA NCU HQ Training Range	H98230-24-P-1497	
12.U06	FY24/25 NSA NCU Training Range	H98230-24-P-0931	
12.U07	SOUTHCOM GA Cyber Range Project	W91QEX25PA002	
12.U08	2023 DoD CySP Recruitment	H98230-23-1-0196	
12.U09	Virtual Institutes for Cyber and Electromagnetic S	FA8750-19-3-1001	Mississippi State University

**Bolded and italicized award lines indicate pass-through funding.
The accompanying notes are an integral part of this schedule.**

State of Georgia

Identifying Number Assigned by Funder Pass-Through	Total Amount Provided to Sub-Recipients	Federal Expenditures	Federal Program Total	Cluster Name	Cluster Total
"39G0750"		\$2,275.00	\$5,411,080.00	<i>Research and Development</i>	\$1,853,636,499.00
		\$9,567.00	\$5,411,080.00	Research and Development	\$1,853,636,499.00
"HZPHQMV4WM3"		\$66,305.00	\$5,411,080.00	<i>Research and Development</i>	\$1,853,636,499.00
		\$5,310.00	\$5,411,080.00	Research and Development	\$1,853,636,499.00
		\$5,310.00	\$5,411,080.00	Research and Development	\$1,853,636,499.00
"CON016417"		\$55,218.00	\$5,411,080.00	Research and Development	\$1,853,636,499.00
		-\$702.00	\$5,411,080.00	<i>Research and Development</i>	\$1,853,636,499.00
	\$260,403.00	\$302,669.00	\$5,411,080.00	Research and Development	\$1,853,636,499.00
"CON018105"		\$79,992.00	\$5,411,080.00	<i>Research and Development</i>	\$1,853,636,499.00
		\$61,770.00	\$5,411,080.00	Research and Development	\$1,853,636,499.00
"CON019714"		\$54,890.00	\$5,411,080.00	<i>Research and Development</i>	\$1,853,636,499.00
"PHILR00001"		\$887.00	\$5,411,080.00	<i>Research and Development</i>	\$1,853,636,499.00
	\$63,654.00	\$348,995.00	\$5,411,080.00	Research and Development	\$1,853,636,499.00
"431797"		\$16,718.00	\$5,411,080.00	<i>Research and Development</i>	\$1,853,636,499.00
"431732"		\$141,117.00	\$5,411,080.00	<i>Research and Development</i>	\$1,853,636,499.00
"G-27001-02"		\$51,530.00	\$5,411,080.00	<i>Research and Development</i>	\$1,853,636,499.00
"A1138504"		\$621,563.00	\$5,411,080.00	<i>Research and Development</i>	\$1,853,636,499.00
"P000105424"		\$71,828.00	\$5,411,080.00	<i>Research and Development</i>	\$1,853,636,499.00
"2018-2726-42"		\$11,972.00	\$5,411,080.00	<i>Research and Development</i>	\$1,853,636,499.00
"555093-78053"		\$111,658.00	\$5,411,080.00	<i>Research and Development</i>	\$1,853,636,499.00
"555119-78051"		\$33,889.00	\$5,411,080.00	<i>Research and Development</i>	\$1,853,636,499.00
"W912HQ23C0018"		\$265,500.00	\$5,411,080.00	<i>Research and Development</i>	\$1,853,636,499.00
"BF.1401.008.UGARF.21.01"		\$19,102.00	\$5,411,080.00	<i>Research and Development</i>	\$1,853,636,499.00
"UAF 24-0016 P00575237"		\$27,264.00	\$5,411,080.00	<i>Research and Development</i>	\$1,853,636,499.00
"R-24-0129"		\$99,003.00	\$5,411,080.00	<i>Research and Development</i>	\$1,853,636,499.00
		\$120,734.00	\$5,411,080.00	Research and Development	\$1,853,636,499.00
"018759"		\$7,765.00	\$5,411,080.00	<i>Research and Development</i>	\$1,853,636,499.00
"11392-GR"		\$14,666.00	\$5,411,080.00	<i>Research and Development</i>	\$1,853,636,499.00
	\$381,329.00	\$855,237.00	\$5,411,080.00	Research and Development	\$1,853,636,499.00
		\$5,575.00	\$5,411,080.00	Research and Development	\$1,853,636,499.00
		\$39,805.00	\$5,411,080.00	Research and Development	\$1,853,636,499.00
		\$484,543.00	\$5,411,080.00	Research and Development	\$1,853,636,499.00
	\$72,428.00	\$338,521.00	\$5,411,080.00	Research and Development	\$1,853,636,499.00
	\$10,564.00	\$10,564.00	\$10,564.00	N/A	\$0.00
		-\$220.00	-\$220.00	N/A	\$0.00
		\$12,078.00	\$12,078.00	N/A	\$0.00
		\$9,600.00	\$9,600.00	N/A	\$0.00
		\$9,600.00	\$9,600.00	N/A	\$0.00
		\$102,562.00	\$102,562.00	N/A	\$0.00
		\$4,966.00	\$4,966.00	N/A	\$0.00
"MSU00001"		\$63,755.00	\$63,755.00	N/A	\$0.00

**SCHEDULE OF EXPENDITURES OF FEDERAL AWARDS
FOR THE FISCAL YEAR ENDED JUNE 30, 2025**

Federal ALN Number	Federal Awarding Agency/Program Title	Additional Award Identification (Optional)	Name of Funder Pass-Through Entity
<i>12.U10</i>	<i>USAFA: US Air Force IPA 24-11</i>	<i>2025-21</i>	<i>Georgia Southern University Research and Service Foundation, Inc.</i>
12.U11	Military Tuition Assistance	40-00250, 40-00251, 40-00252	
Total Department of Defense			
Department of Housing and Urban Development			
14.169	Housing Counseling Assistance Program		
14.171	Manufactured Housing		
14.228	Community Development Block Grants/State's program and Non-Entitlement Grants in Hawaii		
14.228	COVID-19 - Community Development Block Grants/State's program and Non-Entitlement Grants in Hawaii	COVID-19	
14.231	COVID-19 - Emergency Solutions Grant Program	COVID-19	
14.239	Home Investment Partnerships Program		
14.241	Housing Opportunities for Persons with AIDS		
<i>14.251</i>	<i>Economic Development Initiative, Community Project Funding, and Miscellaneous grants</i>		<i>Athens Area Habitat for Humanity, Inc.</i>
14.267	Continuum of Care Program		
14.275	Housing Trust Fund		
14.326	Project Rental Assistance Demonstration (PRA Demo) Program of Section 811		
14.401	Supportive Housing for Persons with Disabilities		
14.401	Fair Housing Assistance Program		
14.871	Section 8 Housing Choice Vouchers		
14.879	Mainstream Vouchers		
14.900	Lead Hazard Reduction Grant Program		
Total Department of Housing and Urban Development			
Department of the Interior			
<i>15.069</i>	<i>Zoonotic Disease Initiative</i>		<i>Arkansas Game and Fish Commission</i>
15.247	Wildlife Resource Management		
<i>15.424</i>	<i>Marine Minerals Activities</i>		<i>University of Louisiana at Lafayette</i>
15.605	Sport Fish Restoration		
15.608	Fish and Aquatic Conservation - Aquatic Invasive Species		
15.611	Wildlife Restoration and Basic Hunter Education and Safety		
<i>15.611</i>	<i>Wildlife Restoration and Basic Hunter Education and Safety</i>		<i>Arkansas Game and Fish Commission</i>
<i>15.611</i>	<i>Wildlife Restoration and Basic Hunter Education and Safety</i>		<i>Kansas Department of Wildlife and Parks</i>
<i>15.611</i>	<i>Wildlife Restoration and Basic Hunter Education and Safety</i>		<i>Louisiana Department of Wildlife and Fisheries</i>
<i>15.611</i>	<i>Wildlife Restoration and Basic Hunter Education and Safety</i>		<i>North Carolina Wildlife Resources Commission</i>
<i>15.611</i>	<i>Wildlife Restoration and Basic Hunter Education and Safety</i>		<i>State of Indiana</i>
<i>15.611</i>	<i>Wildlife Restoration and Basic Hunter Education and Safety</i>		<i>University of Nebraska-Lincoln</i>
15.615	Cooperative Endangered Species Conservation Fund		
15.616	Clean Vessel Act		
15.622	Sportfishing and Boating Safety Act		
<i>15.628</i>	<i>Multistate Conservation Grant</i>		<i>American Fisheries Society</i>
15.628	Multistate Conservation Grant		
15.630	Coastal		
<i>15.630</i>	<i>Coastal</i>		<i>Longleaf Alliance</i>
15.631	Partners for Fish and Wildlife		
15.631	Partners for Fish and Wildlife		
15.634	State Wildlife Grants		
<i>15.634</i>	<i>State Wildlife Grants</i>		<i>Georgia Southern University Research and Service Foundation, Inc.</i>
<i>15.634</i>	<i>State Wildlife Grants</i>		<i>Kennesaw State University Research and Service Foundation</i>
<i>15.634</i>	<i>State Wildlife Grants</i>		<i>Kennesaw State University Research and Service Foundation</i>
<i>15.634</i>	<i>State Wildlife Grants</i>		<i>South Carolina Department of Natural Resources</i>
15.654	National Wildlife Refuge System Enhancements		
<i>15.655</i>	<i>Migratory Bird Monitoring, Assessment and Conservation</i>		<i>Utah Department of Natural Resources</i>
15.655	Migratory Bird Monitoring, Assessment and Conservation		
15.657	Endangered Species Recovery Implementation		

**Bolded and italicized award lines indicate pass-through funding.
The accompanying notes are an integral part of this schedule.**

State of Georgia

Identifying Number Assigned by Funder Pass-Through	Total Amount Provided to Sub-Recipients	Federal Expenditures	Federal Program Total	Cluster Name	Cluster Total
"39G5263"		\$140,579.00	\$140,579.00	N/A	\$0.00
		\$2,051,674.00	\$2,051,674.00	N/A	\$0.00
	\$193,445,676.00	\$1,161,977,275.00			
		\$1,175,553.00	\$1,175,553.00	N/A	\$0.00
		\$716,533.00	\$716,533.00	N/A	\$0.00
	\$50,367,253.00	\$57,896,947.00	\$66,265,748.00	N/A	\$0.00
	\$6,987,366.00	\$8,368,801.00	\$66,265,748.00	N/A	\$0.00
		\$6,292,464.00	\$6,292,464.00	N/A	\$0.00
		\$58,148,046.00	\$58,148,046.00	N/A	\$0.00
		\$6,728,002.00	\$6,728,002.00	N/A	\$0.00
"B24CPGA0447"		\$126.00	\$126.00	Research and Development	\$1,853,636,499.00
		\$19,231,197.00	\$19,231,197.00	N/A	\$0.00
		\$17,601,490.00	\$17,601,490.00	N/A	\$0.00
		\$2,018,856.00	\$2,018,856.00	N/A	\$0.00
		\$477,672.00	\$477,672.00	N/A	\$0.00
		\$179,885,384.00	\$179,885,384.00	Housing Voucher Cluster	\$180,949,468.00
		\$1,064,084.00	\$1,064,084.00	Housing Voucher Cluster	\$180,949,468.00
		\$281,000.00	\$281,000.00	N/A	\$0.00
	\$57,354,619.00	\$359,886,155.00			
"2023253"		\$53,009.00	\$53,009.00	Research and Development	\$1,853,636,499.00
		\$20,069.00	\$20,069.00	Research and Development	\$1,853,636,499.00
"330177-05"		\$129,306.00	\$129,306.00	Research and Development	\$1,853,636,499.00
		\$10,512,342.00	\$10,512,342.00	Fish and Wildlife Cluster	\$41,940,341.00
		\$306,134.00	\$306,134.00	N/A	\$0.00
		\$31,427,999.00	\$32,738,983.00	Fish and Wildlife Cluster	\$41,940,341.00
"3767"	\$158,561.00	\$547,354.00	\$32,738,983.00	Research and Development	\$1,853,636,499.00
"W-134-R-1"		\$253,554.00	\$32,738,983.00	Research and Development	\$1,853,636,499.00
"1PO2000827068"		\$383,988.00	\$32,738,983.00	Research and Development	\$1,853,636,499.00
"WM-0378"	\$61,067.00	\$62,217.00	\$32,738,983.00	Research and Development	\$1,853,636,499.00
"39843"		\$54,811.00	\$32,738,983.00	Research and Development	\$1,853,636,499.00
"26-6238-6001-662"		\$9,060.00	\$32,738,983.00	Research and Development	\$1,853,636,499.00
	\$146,575.00	\$1,539,333.00	\$1,539,333.00	N/A	\$0.00
	\$146,575.00	\$161,213.00	\$161,213.00	N/A	\$0.00
	\$444,395.00	\$1,960,797.00	\$1,960,797.00	N/A	\$0.00
"F23AP00490-00"		\$128,225.00	\$471,122.00	Research and Development	\$1,853,636,499.00
		\$342,897.00	\$471,122.00	Research and Development	\$1,853,636,499.00
		\$4,953.00	\$15,620.00	N/A	\$0.00
"21.2022.00.00"		\$10,667.00	\$15,620.00	Research and Development	\$1,853,636,499.00
		\$33,820.00	\$249,675.00	N/A	\$0.00
		\$215,855.00	\$249,675.00	Research and Development	\$1,853,636,499.00
		\$1,665,225.00	\$1,731,949.00	N/A	\$0.00
"2025-03"		\$15,716.00	\$1,731,949.00	Research and Development	\$1,853,636,499.00
"431745"		\$6,141.00	\$1,731,949.00	Research and Development	\$1,853,636,499.00
"431761"		\$14,230.00	\$1,731,949.00	Research and Development	\$1,853,636,499.00
"SCDNRFY2022040"		\$30,637.00	\$1,731,949.00	Research and Development	\$1,853,636,499.00
		\$128,766.00	\$128,766.00	Research and Development	\$1,853,636,499.00
"221705"		\$61,219.00	\$265,417.00	Research and Development	\$1,853,636,499.00
		\$204,198.00	\$265,417.00	Research and Development	\$1,853,636,499.00
		\$288,824.00	\$313,779.00	N/A	\$0.00

**SCHEDULE OF EXPENDITURES OF FEDERAL AWARDS
FOR THE FISCAL YEAR ENDED JUNE 30, 2025**

Federal ALN Number	Federal Awarding Agency/Program Title	Additional Award Identification (Optional)	Name of Funder Pass-Through Entity
15.657	<i>Endangered Species Recovery Implementation</i>		<i>Georgia Southern University Research and Service Foundation, Inc.</i>
15.657	Endangered Species Recovery Implementation		
15.660	<i>Candidate Species Conservation</i>		<i>Kennesaw State University Research and Service Foundation</i>
15.660	<i>Candidate Species Conservation</i>		<i>Kennesaw State University Research and Service Foundation</i>
15.660	<i>Candidate Species Conservation</i>		<i>Longleaf Alliance</i>
15.660	Candidate Species Conservation		
15.663	NFWF-USFWS Conservation Partnership		
15.663	<i>NFWF-USFWS Conservation Partnership</i>		<i>Longleaf Alliance</i>
15.664	Fish and Wildlife Coordination and Assistance		
15.669	<i>Collaborative Landscape Conservation</i>		<i>National Fish and Wildlife Foundation</i>
15.669	Collaborative Landscape Conservation		
15.670	Adaptive Science		
15.678	Cooperative Ecosystem Studies Units		
15.684	White-nose Syndrome National Response Implementation		
15.684	<i>White-nose Syndrome National Response Implementation</i>		<i>Kennesaw State University Research and Service Foundation</i>
15.684	<i>White-nose Syndrome National Response Implementation</i>		<i>Kennesaw State University Research and Service Foundation</i>
15.805	<i>Assistance to State Water Resources Research Institutes</i>		<i>Georgia Southern University Research and Service Foundation, Inc.</i>
15.805	<i>Assistance to State Water Resources Research Institutes</i>		<i>Kennesaw State University Research and Service Foundation</i>
15.805	Assistance to State Water Resources Research Institutes		
15.807	<i>Earthquake Hazards Program Assistance</i>		<i>Texas A&M Engineering Experiment Station</i>
15.807	Earthquake Hazards Program Assistance		
15.808	U.S. Geological Survey Research and Data Collection		
15.812	<i>Cooperative Research Units</i>		<i>Southeastern Association of Fish and Wildlife</i>
15.812	Cooperative Research Units		
15.815	<i>National Land Remote Sensing Education Outreach and Research</i>		<i>AmericaView</i>
15.815	<i>National Land Remote Sensing Education Outreach and Research</i>		<i>AmericaView</i>
15.820	<i>National and Regional Climate Adaptation Science Centers</i>		<i>North Carolina State University</i>
15.904	Historic Preservation Fund Grants-In-Aid		
15.916	Outdoor Recreation Acquisition, Development and Planning		
15.922	Native American Graves Protection and Repatriation Act		
15.923	National Center for Preservation Technology and Training		
15.929	<i>Save America's Treasures</i>		<i>Friends of GA State Park</i>
15.929	Save America's Treasures		
15.945	Cooperative Research and Training Programs – Resources of the National Park System		
15.945	Cooperative Research and Training Programs – Resources of the National Park System		
15.945	Cooperative Research and Training Programs – Resources of the National Park System		
15.954	<i>National Park Service Conservation, Protection, Outreach, and Education</i>		<i>Georgia Southern University Research and Service Foundation, Inc.</i>
15.957	Emergency Supplemental Historic Preservation Fund		
15.981	Water Use and Data Research		
15.RD	<i>Situ Monitoring of Soil & Groundwater</i>	<i>BOA No. 1066</i>	<i>Battelle Savannah River</i>
15.RD	<i>Testing the Efficacy of Aerosolized Treatments in Reducing Prevalence of White-Nose Syndrome (GA)</i>	<i>KSURSF/NFWF/Aerosolized Treatm</i>	<i>Kennesaw State University Research and Service Foundation</i>
15.RD	MMC-Intern Program for Diversi	MMC-2611-48	
15.RD	Life Cycle Cost Analysis	W912HZ-23-P-0087	
15.U12	<i>Community Education & Outreach</i>	<i>480801-19G18</i>	<i>Morehouse School of Medicine</i>
15.U13	<i>Turbine Monitoring & Support</i>	<i>V2134-48</i>	<i>Turbine Monitoring and Support Services, LLC</i>
Total Department of the Interior			
Department of Justice			
16.017	Sexual Assault Services Formula Program		
16.026	OVW Research and Evaluation Program		
16.034	COVID-19 - Coronavirus Emergency Supplemental Funding Program	COVID-19	
16.045	<i>Community-Based Violence Intervention and Prevention Initiative</i>		<i>DeKalb County</i>
16.045	<i>Community-Based Violence Intervention and Prevention Initiative</i>		<i>Fulton County</i>
16.525	Grants to Reduce Domestic Violence, Dating Violence, Sexual Assault, and Stalking on Campus		

**Bolded and italicized award lines indicate pass-through funding.
The accompanying notes are an integral part of this schedule.**

State of Georgia

Identifying Number Assigned by Funder Pass-Through	Total Amount Provided to Sub-Recipients	Federal Expenditures	Federal Program Total	Cluster Name	Cluster Total
"39G3050"		\$4,395.00	\$313,779.00	<i>Research and Development</i>	\$1,853,636,499.00
		\$20,560.00	\$313,779.00	Research and Development	\$1,853,636,499.00
"431662"		\$44,378.00	\$48,474.00	<i>Research and Development</i>	\$1,853,636,499.00
"431668"		\$637.00	\$48,474.00	<i>Research and Development</i>	\$1,853,636,499.00
"32.2019.06.00"		-\$140.00	\$48,474.00	<i>Research and Development</i>	\$1,853,636,499.00
		\$3,599.00	\$48,474.00	Research and Development	\$1,853,636,499.00
		\$167.00	\$75,332.00	N/A	\$0.00
"36.2023.00.00"		\$75,165.00	\$75,332.00	<i>Research and Development</i>	\$1,853,636,499.00
		\$99,705.00	\$99,705.00	Research and Development	\$1,853,636,499.00
"5200.24.080999"		\$16,209.00	\$179,770.00	N/A	\$0.00
		\$163,561.00	\$179,770.00	N/A	\$0.00
		\$8,981.00	\$8,981.00	N/A	\$0.00
		\$15,730.00	\$15,730.00	Research and Development	\$1,853,636,499.00
		\$36,247.00	\$93,573.00	N/A	\$0.00
"431580"		-\$3,035.00	\$93,573.00	<i>Research and Development</i>	\$1,853,636,499.00
"431782"		\$60,361.00	\$93,573.00	<i>Research and Development</i>	\$1,853,636,499.00
"2025-04"		\$4,481.00	\$157,015.00	<i>Research and Development</i>	\$1,853,636,499.00
"431805"		\$1,479.00	\$157,015.00	<i>Research and Development</i>	\$1,853,636,499.00
		\$151,055.00	\$157,015.00	Research and Development	\$1,853,636,499.00
"202184"		\$150,000.00	\$253,454.00	<i>Research and Development</i>	\$1,853,636,499.00
		\$103,454.00	\$253,454.00	Research and Development	\$1,853,636,499.00
		\$483,849.00	\$483,849.00	Research and Development	\$1,853,636,499.00
"SEAFWA-UGA-2025-1"		\$56,961.00	\$138,804.00	<i>Research and Development</i>	\$1,853,636,499.00
		\$81,843.00	\$138,804.00	Research and Development	\$1,853,636,499.00
"77-0602801"		\$19,340.00	\$29,985.00	<i>Research and Development</i>	\$1,853,636,499.00
"AV23-GA-01"		\$10,645.00	\$29,985.00	<i>Research and Development</i>	\$1,853,636,499.00
"PAMP24000637SA0"		\$7,952.00	\$7,952.00	N/A	\$0.00
	\$142,562.00	\$1,119,801.00	\$1,119,801.00	N/A	\$0.00
	\$4,321,460.00	\$6,694,590.00	\$6,694,590.00	N/A	\$0.00
		\$82,711.00	\$82,711.00	Research and Development	\$1,853,636,499.00
		\$17,008.00	\$17,008.00	Research and Development	\$1,853,636,499.00
"GA-ST02-040820-PCI"		\$643,914.00	\$780,116.00	N/A	\$0.00
		\$136,202.00	\$780,116.00	Research and Development	\$1,853,636,499.00
		\$20,676.00	\$795,837.00	N/A	\$0.00
		\$84,924.00	\$795,837.00	Research and Development	\$1,853,636,499.00
	\$7,449.00	\$690,237.00	\$795,837.00	Research and Development	\$1,853,636,499.00
"39G4159"		\$49,069.00	\$49,069.00	<i>Research and Development</i>	\$1,853,636,499.00
	\$15,750.00	\$727,417.00	\$727,417.00	N/A	\$0.00
		\$167,144.00	\$167,144.00	N/A	\$0.00
"v2133-48"		\$191,659.00	\$296,656.00	<i>Research and Development</i>	\$1,853,636,499.00
"431698"		\$65,106.00	\$296,656.00	<i>Research and Development</i>	\$1,853,636,499.00
		\$2,000.00	\$296,656.00	Research and Development	\$1,853,636,499.00
		\$37,891.00	\$296,656.00	Research and Development	\$1,853,636,499.00
"2230-48"		\$6,230.00	\$6,230.00	N/A	\$0.00
"Sub-DE-EE0011043"		\$4,000.00	\$4,000.00	N/A	\$0.00
	\$5,444,394.00	\$62,930,717.00			
	\$980,494.00	\$996,835.00	\$996,835.00	N/A	\$0.00
	\$33,414.00	\$123,880.00	\$123,880.00	Research and Development	\$1,853,636,499.00
		\$135,076.00	\$135,076.00	N/A	\$0.00
"CON017293"		\$34,513.00	\$110,681.00	<i>Research and Development</i>	\$1,853,636,499.00
"CON016760"		\$76,168.00	\$110,681.00	<i>Research and Development</i>	\$1,853,636,499.00
		\$98,509.00	\$98,509.00	N/A	\$0.00

**SCHEDULE OF EXPENDITURES OF FEDERAL AWARDS
FOR THE FISCAL YEAR ENDED JUNE 30, 2025**

Federal ALN Number	Federal Awarding Agency/Program Title	Additional Award Identification (Optional)	Name of Funder Pass-Through Entity
16.528	Enhanced Training and Services to End Violence and Abuse of Women Later in Life		
16.540	Juvenile Justice and Delinquency Prevention		
16.543	Missing Children's Assistance		
16.548	Delinquency Prevention Program		
16.550	State Justice Statistics Program for Statistical Analysis Centers		
16.560	<i>National Institute of Justice Research, Evaluation, and Development Project Grants</i>		<i>Georgia Southern University Research and Service Foundation, Inc.</i>
16.560	<i>National Institute of Justice Research, Evaluation, and Development Project Grants</i>		<i>Kennesaw State University Research and Service Foundation</i>
16.560	National Institute of Justice Research, Evaluation, and Development Project Grants		
16.575	Crime Victim Assistance		
16.576	Crime Victim Compensation		
16.582	<i>Crime Victim Assistance/Discretionary Grants</i>		<i>RTI International</i>
16.582	Crime Victim Assistance/Discretionary Grants		
16.585	Treatment Court Discretionary Grant Program		
16.585	<i>Treatment Court Discretionary Grant Program</i>		<i>Lookout Mountain Judicial Circuit</i>
16.588	<i>Violence Against Women Formula Grants</i>		<i>Kennesaw State University Research and Service Foundation</i>
16.588	<i>Violence Against Women Formula Grants</i>		<i>Kennesaw State University Research and Service Foundation</i>
16.588	Violence Against Women Formula Grants		
16.588	Violence Against Women Formula Grants		
16.590	Grants to Encourage Arrest Policies and Enforcement of Protection Orders Program		
16.593	Residential Substance Abuse Treatment for State Prisoners		
16.601	Corrections Training and Staff Development		
16.606	State Criminal Alien Assistance Program		
16.607	Bulletproof Vest Partnership Program		
16.609	Project Safe Neighborhoods		
16.710	<i>Public Safety Partnership and Community Policing Grants</i>		<i>Fulton County</i>
16.710	<i>Public Safety Partnership and Community Policing Grants</i>		<i>Georgia Southern University Research and Service Foundation, Inc.</i>
16.710	Public Safety Partnership and Community Policing Grants		
16.735	PREA Program: Strategic Support for PREA Implementation		
16.738	Edward Byrne Memorial Justice Assistance Grant Program		
16.738	Edward Byrne Memorial Justice Assistance Grant Program		
16.741	DNA Backlog Reduction Program		
16.742	Paul Coverdell Forensic Sciences Improvement Grant Program		
16.745	Criminal and Juvenile Justice and Mental Health Collaboration Program		
16.753	Congressionally Recommended Awards		
16.753	<i>Congressionally Recommended Awards</i>		<i>Georgia Southern University Research and Service Foundation, Inc.</i>
16.754	Harold Rogers Prescription Drug Monitoring Program		
16.812	Second Chance Act Reentry Initiative		
16.827	Justice Reinvestment Initiative		
16.828	Swift, Certain, and Fair Supervision Program: Applying the Principles Behind Project HOPE		
16.833	<i>National Sexual Assault Kit Initiative</i>		<i>Fulton County</i>
16.833	National Sexual Assault Kit Initiative		
16.835	<i>Body Worn Camera Policy and Implementation</i>		<i>Justice & Security Strategies, Inc.</i>
16.835	<i>Body Worn Camera Policy and Implementation</i>		<i>Justice & Security Strategies, Inc.</i>
16.836	Indigent Defense		
16.838	<i>Comprehensive Opioid, Stimulant, and other Substances Use Program</i>		<i>Institute for Intergovernmental Research</i>
16.838	Comprehensive Opioid, Stimulant, and other Substances Use Program		
16.839	STOP School Violence		
16.922	Equitable Sharing Program		
16.U14	DHS ICE/SLOT OT	FS 11404, 13401	
16.U15	DEA overtime	29001	
16.U16	DOJ Overtime Cooperative Agreements	FS 21194	
16.U17	Joint Law Enforcement Operations	16.111	
Total Department of Justice			
Department of Labor			
17.002	Labor Force Statistics		
17.207	Employment Service/Wagner-Peyser Funded Activities		
17.225	Unemployment Insurance		
17.225	COVID-19 - Unemployment Insurance	COVID-19	
17.235	Senior Community Service Employment Program		

**Bolded and italicized award lines indicate pass-through funding.
The accompanying notes are an integral part of this schedule.**

State of Georgia

Identifying Number Assigned by Funder Pass-Through	Total Amount Provided to Sub-Recipients	Federal Expenditures	Federal Program Total	Cluster Name	Cluster Total
	\$59,812.00	\$59,812.00	\$59,812.00	N/A	\$0.00
	\$1,326,586.00	\$1,693,984.00	\$1,693,984.00	N/A	\$0.00
		\$846,056.00	\$846,056.00	N/A	\$0.00
	\$169,514.00	\$191,293.00	\$191,293.00	N/A	\$0.00
		\$135,542.00	\$135,542.00	N/A	\$0.00
"39G4240"		\$52,362.00	\$441,626.00	Research and Development	\$1,853,636,499.00
"431707"		\$50,710.00	\$441,626.00	Research and Development	\$1,853,636,499.00
		\$338,554.00	\$441,626.00	Research and Development	\$1,853,636,499.00
	\$31,259,504.00	\$37,221,491.00	\$37,221,491.00	N/A	\$0.00
		\$4,590,863.00	\$4,590,863.00	N/A	\$0.00
"560686338"		\$9,532.00	\$43,211.00	N/A	\$0.00
		\$33,679.00	\$43,211.00	N/A	\$0.00
	\$814,596.00	\$1,044,913.00	\$1,065,386.00	N/A	\$0.00
"RLMJC000182760A"		\$20,473.00	\$1,065,386.00	Research and Development	\$1,853,636,499.00
"431809"		\$26,102.00	\$5,341,900.00	N/A	\$0.00
"431810"		\$12,687.00	\$5,341,900.00	N/A	\$0.00
		\$167,367.00	\$5,341,900.00	N/A	\$0.00
	\$4,148,703.00	\$5,135,744.00	\$5,341,900.00	N/A	\$0.00
		\$157,155.00	\$157,155.00	N/A	\$0.00
	\$604,498.00	\$1,338,006.00	\$1,338,006.00	N/A	\$0.00
		\$203,897.00	\$203,897.00	N/A	\$0.00
		\$1,968,625.00	\$1,968,625.00	N/A	\$0.00
	\$1,800.00	\$1,800.00	\$1,800.00	N/A	\$0.00
	\$396,289.00	\$437,656.00	\$437,656.00	N/A	\$0.00
"CON019154"		\$14,504.00	\$2,667,807.00	N/A	\$0.00
"39G2015"		\$741.00	\$2,667,807.00	N/A	\$0.00
		\$2,652,562.00	\$2,667,807.00	N/A	\$0.00
		\$50,954.00	\$50,954.00	N/A	\$0.00
		\$1,565,906.00	\$5,938,522.00	N/A	\$0.00
	\$2,406,238.00	\$4,372,616.00	\$5,938,522.00	N/A	\$0.00
		\$2,950,834.00	\$2,950,834.00	N/A	\$0.00
		\$861,333.00	\$861,333.00	N/A	\$0.00
		\$186,707.00	\$186,707.00	N/A	\$0.00
	\$2,215,326.00	\$2,325,170.00	\$2,339,171.00	N/A	\$0.00
"39G5410"		\$14,001.00	\$2,339,171.00	Research and Development	\$1,853,636,499.00
	\$65,344.00	\$461,090.00	\$461,090.00	N/A	\$0.00
		\$172,972.00	\$172,972.00	N/A	\$0.00
		\$104,522.00	\$104,522.00	N/A	\$0.00
	\$24,687.00	\$26,083.00	\$26,083.00	N/A	\$0.00
"J3Y1XYZYUFQ5"		\$48,818.00	\$1,140,499.00	N/A	\$0.00
	\$521,233.00	\$1,091,681.00	\$1,140,499.00	N/A	\$0.00
"52-2402710"		\$11,574.00	\$17,574.00	N/A	\$0.00
"GMV NQE15NMA9"		\$6,000.00	\$17,574.00	N/A	\$0.00
		\$102,075.00	\$102,075.00	N/A	\$0.00
"38100"		-\$4.00	\$1,506,138.00	N/A	\$0.00
	\$1,222,171.00	\$1,506,142.00	\$1,506,138.00	N/A	\$0.00
		\$638,514.00	\$638,514.00	N/A	\$0.00
		\$1,978,950.00	\$1,978,950.00	N/A	\$0.00
		\$10,702.00	\$10,702.00	N/A	\$0.00
		\$426,000.00	\$426,000.00	N/A	\$0.00
		\$117,604.00	\$117,604.00	N/A	\$0.00
		\$5,543.00	\$5,543.00	N/A	\$0.00
	\$46,250,209.00	\$78,906,878.00			
		\$1,428,415.00	\$1,428,415.00	N/A	\$0.00
		\$16,965,642.00	\$16,965,642.00	Employment Service Cluster	\$20,642,123.00
		\$439,578,801.00	\$393,333,501.00	N/A	\$0.00
		-\$46,245,300.00	\$393,333,501.00	N/A	\$0.00
	\$1,883,688.00	\$1,965,229.00	\$1,965,229.00	N/A	\$0.00

**SCHEDULE OF EXPENDITURES OF FEDERAL AWARDS
FOR THE FISCAL YEAR ENDED JUNE 30, 2025**

Federal ALN Number	Federal Awarding Agency/Program Title	Additional Award Identification (Optional)	Name of Funder Pass-Through Entity
17.245	Trade Adjustment Assistance		
17.258	WIOA Adult Program		Atlanta Regional Commission
			Central Savannah River Area Regional Commission
17.258	WIOA Adult Program		Columbus Consolidated Government
17.258	WIOA Adult Program		Middle Georgia Consortium, Inc.
17.258	WIOA Adult Program		Northeast Georgia Regional Commission
17.258	WIOA Adult Program		Northwest Georgia Regional Commission
17.258	WIOA Adult Program		Northwest Georgia Regional Commission
17.258	WIOA Adult Program		River Valley Regional Commission
17.258	WIOA Adult Program		Southern Georgia Regional Commission
17.258	WIOA Adult Program		West Central Georgia Workforce Development Corporation
17.258	WIOA Adult Program		
			Georgia Mountains Regional Commission
17.259	WIOA Youth Activities		Middle Georgia Consortium, Inc.
17.259	WIOA Youth Activities		Northeast Georgia Regional Commission
17.259	WIOA Youth Activities		Northwest Georgia Regional Commission
17.259	WIOA Youth Activities		Southern Georgia Regional Commission
17.259	WIOA Youth Activities		Three Rivers Regional Commission
17.259	WIOA Youth Activities		
17.261	Workforce Data Quality Initiative (WDQI)		
17.270	Reentry Employment Opportunities		
17.271	Work Opportunity Tax Credit Program (WOTC)		
17.273	Temporary Labor Certification for Foreign Workers		
17.277	WIOA National Dislocated Worker Grants / WIA National Emergency Grants		Southern Georgia Regional Commission
17.277	WIOA National Dislocated Worker Grants / WIA National Emergency Grants		
17.278	WIOA Dislocated Worker Formula Grants		Three Rivers Regional Commission
17.278	WIOA Dislocated Worker Formula Grants		Columbus Consolidated Government
17.278	WIOA Dislocated Worker Formula Grants		Middle Georgia Consortium, Inc.
			Northeast Georgia Regional Commission
17.278	WIOA Dislocated Worker Formula Grants		Southern Georgia Regional Commission
17.278	WIOA Dislocated Worker Formula Grants		Three Rivers Regional Commission
17.278	WIOA Dislocated Worker Formula Grants		
17.285	Registered Apprenticeship		
17.285	Registered Apprenticeship		
17.289	Community Project Funding/Congressionally Directed Spending		
17.289	Community Project Funding/Congressionally Directed Spending		
17.502	Occupational Safety and Health Susan Harwood Training Grants		
17.502	Occupational Safety and Health Susan Harwood Training Grants		
17.504	Consultation Agreements		
17.600	Mine Health and Safety Grants		
17.720	Disability Employment Policy Development		Cornell University
17.801	Jobs for Veterans State Grants		
Total Department of Labor			
Department of State			
19.009	Academic Exchange Programs - Undergraduate Programs		IREX
19.009	Academic Exchange Programs - Undergraduate Programs		IREX
19.009	Academic Exchange Programs - Undergraduate Programs		World Learning, Inc.
19.009	Academic Exchange Programs - Undergraduate Programs		
19.009	Academic Exchange Programs - Undergraduate Programs		IREX
19.009	Academic Exchange Programs - Undergraduate Programs		World Learning, Inc.
19.009	Academic Exchange Programs - Undergraduate Programs		
19.019	International Programs to Combat Human Trafficking		International Labour Organization
19.019	International Programs to Combat Human Trafficking		
19.040	Public Diplomacy Programs		
19.040	Public Diplomacy Programs		
19.221	Regional Democracy Program		
19.345	International Programs to Support Democracy, Human Rights and Labor		

**Bolded and italicized award lines indicate pass-through funding.
The accompanying notes are an integral part of this schedule.**

State of Georgia

Identifying Number Assigned by Funder Pass-Through	Total Amount Provided to Sub-Recipients	Federal Expenditures	Federal Program Total	Cluster Name	Cluster Total
		\$939,703.00	\$939,703.00	N/A	\$0.00
"wd1817.2"		\$286,480.00	\$16,409,961.00	WIOA Cluster	\$64,533,710.00
"WIOA1"		\$193,124.00	\$16,409,961.00	WIOA Cluster	\$64,533,710.00
"VTN4JMLA7F23"		\$196,283.00	\$16,409,961.00	WIOA Cluster	\$64,533,710.00
"WIOA-AD-2025"		\$252,711.00	\$16,409,961.00	WIOA Cluster	\$64,533,710.00
"3552A"		\$570,901.00	\$16,409,961.00	WIOA Cluster	\$64,533,710.00
"01-15-108-CA1"		\$350,335.00	\$16,409,961.00	WIOA Cluster	\$64,533,710.00
"82717001"		\$272,123.00	\$16,409,961.00	WIOA Cluster	\$64,533,710.00
"11-15-16-08-015"		\$238,395.00	\$16,409,961.00	WIOA Cluster	\$64,533,710.00
"23-04 A001"		\$530,356.00	\$16,409,961.00	WIOA Cluster	\$64,533,710.00
"FY23WCGWD"		\$128,821.00	\$16,409,961.00	WIOA Cluster	\$64,533,710.00
	\$11,802,990.00	\$13,390,432.00	\$16,409,961.00	WIOA Cluster	\$64,533,710.00
"FY2023"		\$14,123.00	\$16,703,591.00	WIOA Cluster	\$64,533,710.00
"WIOA-OSY-2025"		\$262,480.00	\$16,703,591.00	WIOA Cluster	\$64,533,710.00
"3552Y"		\$172,443.00	\$16,703,591.00	WIOA Cluster	\$64,533,710.00
"01-15-20-989"		\$527,468.00	\$16,703,591.00	WIOA Cluster	\$64,533,710.00
"23-04 Y001, Y002"		\$38,900.00	\$16,703,591.00	WIOA Cluster	\$64,533,710.00
"270529166B"		\$174,022.00	\$16,703,591.00	WIOA Cluster	\$64,533,710.00
	\$13,930,646.00	\$15,514,155.00	\$16,703,591.00	WIOA Cluster	\$64,533,710.00
		\$1,587,227.00	\$1,587,227.00	N/A	\$0.00
		\$874,016.00	\$874,016.00	N/A	\$0.00
		\$502,858.00	\$502,858.00	N/A	\$0.00
		\$743,468.00	\$743,468.00	N/A	\$0.00
"23-04 Q001"		\$158,678.00	\$8,053,124.00	N/A	\$0.00
	\$7,678,169.00	\$7,894,446.00	\$8,053,124.00	N/A	\$0.00
"STRRC0001146801"		\$558.00	\$31,420,716.00	Research and Development	\$1,853,636,499.00
"VTN4JMLA7F23"		\$90,741.00	\$31,420,716.00	WIOA Cluster	\$64,533,710.00
"WIOA-DW-2025"		\$309,820.00	\$31,420,716.00	WIOA Cluster	\$64,533,710.00
"3552D"		\$297,766.00	\$31,420,716.00	WIOA Cluster	\$64,533,710.00
"23-04 D001"		\$24,025.00	\$31,420,716.00	WIOA Cluster	\$64,533,710.00
"581656795"		\$195,586.00	\$31,420,716.00	WIOA Cluster	\$64,533,710.00
	\$26,818,615.00	\$30,502,220.00	\$31,420,716.00	WIOA Cluster	\$64,533,710.00
		\$1,441,692.00	\$1,556,983.00	N/A	\$0.00
	\$45,444.00	\$115,291.00	\$1,556,983.00	N/A	\$0.00
		\$538,178.00	\$1,279,406.00	N/A	\$0.00
		\$741,228.00	\$1,279,406.00	Research and Development	\$1,853,636,499.00
		\$1,229,193.00	\$1,262,370.00	N/A	\$0.00
		\$33,177.00	\$1,262,370.00	Research and Development	\$1,853,636,499.00
		\$235,867.00	\$235,867.00	N/A	\$0.00
		\$148,631.00	\$148,631.00	N/A	\$0.00
"16131823807"		\$78,226.00	\$78,226.00	Research and Development	\$1,853,636,499.00
		\$3,676,481.00	\$3,676,481.00	Employment Service Cluster	\$20,642,123.00
	\$62,159,552.00	\$499,165,415.00			
"CON018605"		\$164,082.00	\$391,081.00	N/A	\$0.00
"CON020054"		\$30,173.00	\$391,081.00	N/A	\$0.00
"IDEAS22-GAGwinnett01"		\$18,486.00	\$391,081.00	N/A	\$0.00
		\$10,903.00	\$391,081.00	N/A	\$0.00
"FY24YALICLUGA05"		\$160,317.00	\$391,081.00	Research and Development	\$1,853,636,499.00
"IDEAS23-Georgia01"		\$190.00	\$391,081.00	Research and Development	\$1,853,636,499.00
		\$6,930.00	\$391,081.00	Research and Development	\$1,853,636,499.00
"40426630"		\$55,231.00	\$2,931,246.00	Research and Development	\$1,853,636,499.00
	\$592,216.00	\$2,876,015.00	\$2,931,246.00	Research and Development	\$1,853,636,499.00
		\$62,935.00	\$1,233,165.00	N/A	\$0.00
	\$639,350.00	\$1,170,230.00	\$1,233,165.00	Research and Development	\$1,853,636,499.00
	\$24,624.00	\$154,604.00	\$154,604.00	Research and Development	\$1,853,636,499.00
	\$282,056.00	\$633,211.00	\$633,211.00	Research and Development	\$1,853,636,499.00

**SCHEDULE OF EXPENDITURES OF FEDERAL AWARDS
FOR THE FISCAL YEAR ENDED JUNE 30, 2025**

Federal ALN Number	Federal Awarding Agency/Program Title	Additional Award Identification (Optional)	Name of Funder Pass-Through Entity
19.408	<i>Academic Exchange Programs - Teachers</i>		IREX
19.408	<i>Academic Exchange Programs - Teachers</i>		IREX
19.415	<i>Professional and Cultural Exchange Programs - Citizen Exchanges</i>		Illinois Institute of Technology
19.421	<i>Academic Exchange Programs - English Language Programs</i>		FHI 360
19.421	<i>Academic Exchange Programs - English Language Programs</i>		FHI 360
19.421	<i>Academic Exchange Programs - English Language Programs</i>		FHI 360
19.900	AEECA/ESF PD Programs		
19.901	Export Control and Related Border Security		
Total Department of State			
Department of Transportation			
20.106	Airport Improvement Program, Infrastructure Investment and Jobs Act Programs, and COVID-19 Airports Programs		
20.109	<i>Air Transportation Centers of Excellence</i>		Arizona State University
20.109	<i>Air Transportation Centers of Excellence</i>		ATAC Corporation
20.109	<i>Air Transportation Centers of Excellence</i>		ATAC Corporation
20.109	<i>Air Transportation Centers of Excellence</i>		Chatham Area Transit Authority (CAT)
20.109	<i>Air Transportation Centers of Excellence</i>		Genex Systems
20.109	<i>Air Transportation Centers of Excellence</i>		National Academy of Sciences
20.109	<i>Air Transportation Centers of Excellence</i>		National Academy of Sciences
20.109	<i>Air Transportation Centers of Excellence</i>		Texas A&M Transportation Institute
20.109	<i>Air Transportation Centers of Excellence</i>		The National Academies of Sciences, Engineering, and Medicine
20.109	<i>Air Transportation Centers of Excellence</i>		University of California, Davis
20.109	<i>Air Transportation Centers of Excellence</i>		University of Texas at Arlington
20.109	<i>Air Transportation Centers of Excellence</i>		University of Texas at Austin
20.109	Air Transportation Centers of Excellence		
20.200	Highway Research and Development Program		
20.200	<i>Highway Research and Development Program</i>		Iowa State University
20.200	<i>Highway Research and Development Program</i>		Oklahoma State University
20.200	<i>Highway Research and Development Program</i>		Southern Methodist University
20.205	<i>Highway Planning and Construction</i>		Atlanta Regional Commission
20.205	Highway Planning and Construction		
20.205	<i>Highway Planning and Construction</i>		Georgia Southern University Research and Service Foundation, Inc.
20.205	<i>Highway Planning and Construction</i>		Kennesaw State University Research and Service Foundation
20.205	<i>Highway Planning and Construction</i>		Kennesaw State University Research and Service Foundation
20.205	<i>Highway Planning and Construction</i>		Kennesaw State University Research and Service Foundation
20.205	<i>Highway Planning and Construction</i>		Kennesaw State University Research and Service Foundation
20.205	<i>Highway Planning and Construction</i>		University of California, Davis
20.205	<i>Highway Planning and Construction</i>		University of Illinois at Urbana-Champaign
20.205	<i>Highway Planning and Construction</i>		University of Memphis
20.205	Highway Planning and Construction		
20.205	COVID-19 - Highway Planning and Construction	COVID-19	
20.215	Highway Training and Education		
20.215	Highway Training and Education		
20.218	Motor Carrier Safety Assistance		
20.219	Recreational Trails Program		
20.219	Recreational Trails Program		
20.219	Recreational Trails Program		
20.232	Commercial Driver's License Program Implementation Grant		
20.235	Commercial Motor Vehicle Operator Safety Training Grants		
20.237	Motor Carrier Safety Assistance High Priority Activities Grants and Cooperative Agreements		
20.500	Federal Transit Capital Investment Grants		
20.505	Metropolitan Transportation Planning and State and Non-Metropolitan Planning and Research		
20.507	Federal Transit Formula Grants		
20.507	Federal Transit Formula Grants		
20.507	COVID-19 - Federal Transit Formula Grants	COVID-19	
20.509	Formula Grants for Rural Areas and Tribal Transit Program		
20.509	COVID-19 - Formula Grants for Rural Areas and Tribal Transit Program	COVID-19	
20.513	Enhanced Mobility of Seniors and Individuals with Disabilities		
20.513	Enhanced Mobility of Seniors and Individuals with Disabilities		

**Bolded and italicized award lines indicate pass-through funding.
The accompanying notes are an integral part of this schedule.**

State of Georgia

Identifying Number Assigned by Funder Pass-Through	Total Amount Provided to Sub-Recipients	Federal Expenditures	Federal Program Total	Cluster Name	Cluster Total
"CON018304"		\$429.00	\$263,642.00	N/A	\$0.00
"CON019304"		\$263,213.00	\$263,642.00	N/A	\$0.00
"CON019326"		\$58,561.00	\$58,561.00	N/A	\$0.00
"CON018809"		\$120,493.00	\$180,601.00	N/A	\$0.00
"CON019949"		\$47,229.00	\$180,601.00	N/A	\$0.00
"CON020213"		\$12,879.00	\$180,601.00	N/A	\$0.00
		\$42,996.00	\$42,996.00	N/A	\$0.00
	-\$33,018.00	-\$33,018.00	-\$33,018.00	Research and Development	\$1,853,636,499.00
	\$1,505,228.00	\$5,856,089.00			
	\$48,124,636.00	\$48,648,878.00	\$48,648,878.00	N/A	\$0.00
"132631"		\$17,484.00	\$8,964,345.00	Research and Development	\$1,853,636,499.00
"215694"		\$81,064.00	\$8,964,345.00	Research and Development	\$1,853,636,499.00
"216596"		\$46,142.00	\$8,964,345.00	Research and Development	\$1,853,636,499.00
"152404"		\$83,925.00	\$8,964,345.00	Research and Development	\$1,853,636,499.00
"205880"		\$74,060.00	\$8,964,345.00	Research and Development	\$1,853,636,499.00
"150058"		\$111,526.00	\$8,964,345.00	Research and Development	\$1,853,636,499.00
"153761"		\$83,606.00	\$8,964,345.00	Research and Development	\$1,853,636,499.00
"151905"		\$47,104.00	\$8,964,345.00	Research and Development	\$1,853,636,499.00
"151855"		\$49,378.00	\$8,964,345.00	Research and Development	\$1,853,636,499.00
"202042"		\$320,320.00	\$8,964,345.00	Research and Development	\$1,853,636,499.00
"151458"		\$29,431.00	\$8,964,345.00	Research and Development	\$1,853,636,499.00
"202056"		\$541,246.00	\$8,964,345.00	Research and Development	\$1,853,636,499.00
	\$1,230,186.00	\$7,479,059.00	\$8,964,345.00	Research and Development	\$1,853,636,499.00
	\$1,187,773.00	\$1,820,988.00	\$2,091,851.00	N/A	\$0.00
"204063"		\$129,096.00	\$2,091,851.00	Research and Development	\$1,853,636,499.00
"138632"		\$87,570.00	\$2,091,851.00	Research and Development	\$1,853,636,499.00
"202087"		\$54,197.00	\$2,091,851.00	Research and Development	\$1,853,636,499.00
"WVWTVAGGBUS"		\$3,311.00	\$1,919,855,772.00	N/A	\$0.00
	\$68,457,732.00	\$1,883,265,705.00	\$1,919,855,772.00	N/A	\$0.00
"2025-05"		\$325,387.00	\$1,919,855,772.00	Research and Development	\$1,853,636,499.00
"431753"		\$68,698.00	\$1,919,855,772.00	Research and Development	\$1,853,636,499.00
"431776"		\$19,747.00	\$1,919,855,772.00	Research and Development	\$1,853,636,499.00
"431795"		\$24,885.00	\$1,919,855,772.00	Research and Development	\$1,853,636,499.00
"431798"		\$24,487.00	\$1,919,855,772.00	Research and Development	\$1,853,636,499.00
"132605"		\$22,865.00	\$1,919,855,772.00	Research and Development	\$1,853,636,499.00
"141737"		-\$1.00	\$1,919,855,772.00	Research and Development	\$1,853,636,499.00
"A24-0045-S001"	\$36,618.00	\$31,554.00	\$1,919,855,772.00	Research and Development	\$1,853,636,499.00
		\$21,620.00	\$1,919,855,772.00	Research and Development	\$1,853,636,499.00
	\$1,484,158.00	\$36,047,514.00	\$1,919,855,772.00	N/A	\$0.00
		\$106,721.00	\$108,221.00	N/A	\$0.00
		\$1,500.00	\$108,221.00	Research and Development	\$1,853,636,499.00
		\$17,878,260.00	\$17,878,260.00	Federal Motor Carrier Safety Assistance (FMCSA)	\$18,538,010.00
		\$3,500.00	\$1,194,753.00	N/A	\$0.00
	\$1,048,302.00	\$1,189,797.00	\$1,194,753.00	N/A	\$0.00
		\$1,456.00	\$1,194,753.00	Research and Development	\$1,853,636,499.00
		\$1,525,844.00	\$1,525,844.00	N/A	\$0.00
		\$6,904,529.00	\$6,904,529.00	N/A	\$0.00
		\$659,750.00	\$659,750.00	Federal Motor Carrier Safety Assistance (FMCSA)	\$18,538,010.00
		\$3.00	\$3.00	Federal Transit Cluster	\$34,393,397.00
	\$4,554,398.00	\$4,934,180.00	\$4,934,180.00	N/A	\$0.00
		\$9,867,948.00	\$24,937,905.00	Federal Transit Cluster	\$34,393,397.00
	\$8,311,668.00	\$12,075,134.00	\$24,937,905.00	Federal Transit Cluster	\$34,393,397.00
		\$2,994,823.00	\$24,937,905.00	Federal Transit Cluster	\$34,393,397.00
	\$32,489,232.00	\$36,132,470.00	\$36,932,649.00	N/A	\$0.00
	\$800,179.00	\$800,179.00	\$36,932,649.00	N/A	\$0.00
		\$51,308.00	\$9,475,552.00	Transit Services Programs Cluster	\$9,475,552.00
	\$7,022,234.00	\$8,817,521.00	\$9,475,552.00	Transit Services Programs Cluster	\$9,475,552.00

**SCHEDULE OF EXPENDITURES OF FEDERAL AWARDS
FOR THE FISCAL YEAR ENDED JUNE 30, 2025**

Federal ALN Number	Federal Awarding Agency/Program Title	Additional Award Identification (Optional)	Name of Funder Pass-Through Entity
20.513	COVID-19 - Enhanced Mobility of Seniors and Individuals with Disabilities	COVID-19	
20.526	Buses and Bus Facilities Formula, Competitive, and Low or No Emissions Programs & Discretionary Programs (Bus Program)		
20.526	Buses and Bus Facilities Formula, Competitive, and Low or No Emissions Programs & Discretionary Programs (Bus Program)		
20.528	Rail Fixed Guideway Public Transportation System State Safety Oversight Formula Grant Program		
20.529	Bus Testing		
20.530	<i>Public Transportation Innovation</i>		<i>Metropolitan Area Planning Council (MAPC)</i>
20.600	<i>State and Community Highway Safety</i>		<i>Georgia Southern University Research and Service Foundation, Inc.</i>
20.600	State and Community Highway Safety		
20.600	State and Community Highway Safety		
20.600	<i>State and Community Highway Safety</i>		<i>Kennesaw State University Research and Service Foundation</i>
20.600	<i>State and Community Highway Safety</i>		<i>Kennesaw State University Research and Service Foundation</i>
20.614	National Highway Traffic Safety Administration (NHTSA) Discretionary Safety Grants and Cooperative Agreements		
20.616	National Priority Safety Programs		
20.700	Pipeline Safety Program State Base Grant		
20.701	<i>University Transportation Centers Program</i>		<i>Florida International University</i>
20.701	<i>University Transportation Centers Program</i>		<i>North Carolina Agricultural and Technical State University</i>
20.701	<i>University Transportation Centers Program</i>		<i>Texas A&M University</i>
20.703	Interagency Hazardous Materials Public Sector Training and Planning Grants		
20.823	Port Infrastructure Development Program		
20.901	Payments for Essential Air Services		
20.930	Payments for Small Community Air Service Development		
Total Department of Transportation			
Department of the Treasury			
21.009	Volunteer Income Tax Assistance (VITA) Matching Grant Program		
21.016	Equitable Sharing		
21.023	COVID-19 - Emergency Rental Assistance Program	COVID-19	
21.026	COVID-19 - Homeowner Assistance Fund	COVID-19	
21.027	COVID-19 - Coronavirus State and Local Fiscal Recovery Funds	COVID-19	
21.027	<i>COVID-19 - Coronavirus State and Local Fiscal Recovery Funds</i>	<i>COVID-19</i>	<i>Fulton County</i>
21.027	<i>COVID-19 - Coronavirus State and Local Fiscal Recovery Funds</i>	<i>COVID-19</i>	<i>Southeast Georgia Health System</i>
21.029	COVID-19 - Coronavirus Capital Projects Fund	COVID-19	
21.031	COVID-19 - State Small Business Credit Initiative Technical Assistance Grant Program	COVID-19	
Total Department of Treasury			
Appalachian Regional Commission			
23.002	Appalachian Area Development		
23.002	<i>Appalachian Area Development</i>		<i>Union County, Georgia</i>
23.011	Appalachian Research, Technical Assistance, and Demonstration Projects		
Total Appalachian Regional Commission			
General Services Administration			
39.003	Donation of Federal Surplus Personal Property		
39.RD	<i>Program Management</i>	<i>D9656</i>	<i>Jacobs Technology, Inc.</i>
39.RD	<i>JMPS FV FY-21-26 FMS AUST+JMPS FV FY 23-24 Labor+JMPS FV FY 23-24</i>		
39.RD	<i>Travel+JMPS FV FY 23-24 Perf+JMPS 23-24 Seamless Chart</i>	<i>D9661</i>	<i>Northrop Grumman Corporation</i>
39.RD	<i>Option: Pgm Mgmt/Mtg+BRACE Travel Cost (OT)+Option: Grnl SW/etc Help+Base: Eval/Resrch</i>	<i>D9941</i>	<i>Jacobs Technology, Inc.</i>
39.RD	<i>Base: Pgm Mgmt/Mtg</i>	<i>DA090</i>	<i>ManTech Advanced Systems International, Inc.</i>
Total General Services Administration			
Library of Congress			
42.010	<i>Teaching with Primary Sources</i>		<i>Georgia Southern University Research and Service Foundation, Inc.</i>
42.010	<i>Teaching with Primary Sources</i>		<i>Kennesaw State University Research and Service Foundation</i>
42.014	Affiliate Centers for the Book Programming Grants		
42.U18	<i>Community Assets in Support of Teaching and Learni</i>	<i>GRANT NO GA08C0016</i>	<i>Waynesburg University</i>

**Bolded and italicized award lines indicate pass-through funding.
The accompanying notes are an integral part of this schedule.**

State of Georgia

Identifying Number Assigned by Funder Pass-Through	Total Amount Provided to Sub-Recipients	Federal Expenditures	Federal Program Total	Cluster Name	Cluster Total
	\$428,074.00	\$606,723.00	\$9,475,552.00	Transit Services Programs Cluster	\$9,475,552.00
		\$4,653,560.00	\$9,455,489.00	Federal Transit Cluster	\$34,393,397.00
	\$4,620,460.00	\$4,801,929.00	\$9,455,489.00	Federal Transit Cluster	\$34,393,397.00
		\$428,743.00	\$428,743.00	N/A	\$0.00
		\$121,588.00	\$121,588.00	N/A	\$0.00
"218366"		\$15,079.00	\$15,079.00	Research and Development	\$1,853,636,499.00
"39G5336"		\$11,721.00	\$12,003,284.00	Highway Safety Cluster	\$23,360,731.00
		\$9,123.00	\$12,003,284.00	Highway Safety Cluster	\$23,360,731.00
	\$4,827,581.00	\$11,975,071.00	\$12,003,284.00	Highway Safety Cluster	\$23,360,731.00
"431735"		\$155.00	\$12,003,284.00	Research and Development	\$1,853,636,499.00
"431791"		\$7,214.00	\$12,003,284.00	Research and Development	\$1,853,636,499.00
		\$159,870.00	\$159,870.00	N/A	\$0.00
	\$2,354,539.00	\$11,364,816.00	\$11,364,816.00	Highway Safety Cluster	\$23,360,731.00
		\$1,321,079.00	\$1,321,079.00	N/A	\$0.00
"000793"		\$152,552.00	\$342,068.00	Research and Development	\$1,853,636,499.00
"270204D"		\$139,108.00	\$342,068.00	Research and Development	\$1,853,636,499.00
"202057"		\$50,408.00	\$342,068.00	Research and Development	\$1,853,636,499.00
		\$711,810.00	\$711,810.00	N/A	\$0.00
		\$22,300,731.00	\$22,300,731.00	N/A	\$0.00
		\$7,723.00	\$7,723.00	Research and Development	\$1,853,636,499.00
	\$312,268.00	\$312,268.00	\$312,268.00	N/A	\$0.00
	\$187,290,038.00	\$2,142,657,040.00			
	\$3,750.00	\$121,113.00	\$121,113.00	Research and Development	\$1,853,636,499.00
		\$593,240.00	\$593,240.00	N/A	\$0.00
		\$37,318,165.00	\$37,318,165.00	N/A	\$0.00
		\$71,895,927.00	\$71,895,927.00	N/A	\$0.00
	\$445,211,357.00	\$633,190,972.00	\$633,296,807.00	N/A	\$0.00
"RCFUL000190650A"		\$12,383.00	\$633,296,807.00	Research and Development	\$1,853,636,499.00
"GA-0010807"		\$93,452.00	\$633,296,807.00	Research and Development	\$1,853,636,499.00
	\$38,441,102.00	\$41,123,890.00	\$41,123,890.00	N/A	\$0.00
		\$3,311,503.00	\$3,311,503.00	N/A	\$0.00
	\$483,656,209.00	\$787,660,645.00			
	\$839,667.00	\$860,916.00	\$880,520.00	N/A	\$0.00
"COUN112024"		\$19,604.00	\$880,520.00	Research and Development	\$1,853,636,499.00
	\$1,817,564.00	\$2,187,483.00	\$2,187,483.00	N/A	\$0.00
	\$2,657,231.00	\$3,068,003.00			
		\$1,596,316.00	\$1,596,316.00	N/A	\$0.00
"1153-01-00-06"		-\$9,704.00	\$2,978,085.00	Research and Development	\$1,853,636,499.00
"5300027015 R1"		\$2,592,125.00	\$2,978,085.00	Research and Development	\$1,853,636,499.00
"B1244010003"		-\$1,091.00	\$2,978,085.00	Research and Development	\$1,853,636,499.00
"31593-23-TM-S-28478"		\$396,755.00	\$2,978,085.00	Research and Development	\$1,853,636,499.00
	\$0.00	\$4,574,401.00			
"39G4277"	\$1,370.00	\$15,409.00	\$17,742.00	N/A	\$0.00
"431763"		\$2,333.00	\$17,742.00	Research and Development	\$1,853,636,499.00
		\$1,267.00	\$1,267.00	Research and Development	\$1,853,636,499.00
"WAYNEU00002"		\$1,865.00	\$1,865.00	N/A	\$0.00

**SCHEDULE OF EXPENDITURES OF FEDERAL AWARDS
FOR THE FISCAL YEAR ENDED JUNE 30, 2025**

Federal ALN Number	Federal Awarding Agency/Program Title	Additional Award Identification (Optional)	Name of Funder Pass-Through Entity
Total Library of Congress			
National Aeronautics and Space Administration			
43.001	Science		
43.001	Science		Analytical Mechanics Associates, Inc.
43.001	Science		Analytical Mechanics Associates, Inc.
43.001	Science		Analytical Mechanics Associates, Inc.
43.001	Science		Analytical Mechanics Associates, Inc.
43.001	Science		Arizona State University
43.001	Science		Auburn University
43.001	Science		Auburn University
43.001	Science		California Institute of Technology
43.001	Science		California Institute of Technology
43.001	Science		Catholic University of America
43.001	Science		Center for the Advancement of Science in Space (CASIS)
43.001	Science		Clemson University
43.001	Science		Colorado State University
43.001	Science		Cornell University
43.001	Science		Crown Consulting, Inc.
43.001	Science		Crown Consulting, Inc.
43.001	Science		Crown Consulting, Inc.
43.001	Science		Florida International University
43.001	Science		Florida State University
43.001	Science		Georgia Southern University Research and Service Foundation, Inc.
43.001	Science		Global Technology Connection, Inc.
43.001	Science		Honeybee Robotics
43.001	Science		Jacobs Technology, Inc.
43.001	Science		Jacobs Technology, Inc.
43.001	Science		Jacobs Technology, Inc.
43.001	Science		Jacobs Technology, Inc.
43.001	Science		Jacobs Technology, Inc.
43.001	Science		Jacobs Technology, Inc.
43.001	Science		Jet Propulsion Laboratory
43.001	Science		Jet Propulsion Laboratory
43.001	Science		Jet Propulsion Laboratory
43.001	Science		Jet Propulsion Laboratory
43.001	Science		Jet Propulsion Laboratory
43.001	Science		Jet Propulsion Laboratory
43.001	Science		Jet Propulsion Laboratory
43.001	Science		Jet Propulsion Laboratory
43.001	Science		Jet Propulsion Laboratory
43.001	Science		Jet Propulsion Laboratory
43.001	Science		Magnolia Optical Technologies, Inc.
43.001	Science		Massachusetts Institute of Technology
43.001	Science		Massachusetts Institute of Technology
43.001	Science		optoXense, Inc.
43.001	Science		Pennsylvania State University
43.001	Science		Southwest Research Institute
43.001	Science		Space Telescope Science Institute
43.001	Science		Space Telescope Science Institute
43.001	Science		Spectral Energies, LLC
43.001	Science		Spelman College
43.001	Science		Stanford University
43.001	Science		Stanford University
43.001	Science		TeamScape, LLC
43.001	Science		The Johns Hopkins University Applied Physics Laboratory, LLC
43.001	Science		The University of Alabama In Huntsville
43.001	Science		University of Arizona
43.001	Science		University of Arizona
43.001	Science		University of California
43.001	Science		University of California, Riverside
43.001	Science		University of Central Florida

**Bolded and italicized award lines indicate pass-through funding.
The accompanying notes are an integral part of this schedule.**

Identifying Number Assigned by Funder Pass-Through	Total Amount Provided to Sub-Recipients	Federal Expenditures	Federal Program Total	Cluster Name	Cluster Total
	\$1,370.00	\$20,874.00			
		\$62,242.00	\$18,902,099.00	N/A	\$0.00
"153778"		\$1,128,514.00	\$18,902,099.00	Research and Development	\$1,853,636,499.00
"153828"		\$509,983.00	\$18,902,099.00	Research and Development	\$1,853,636,499.00
"201923"		\$937,966.00	\$18,902,099.00	Research and Development	\$1,853,636,499.00
"202444"		\$34,803.00	\$18,902,099.00	Research and Development	\$1,853,636,499.00
"153221"		\$49,802.00	\$18,902,099.00	Research and Development	\$1,853,636,499.00
"22PHYS209394UGRF"		\$21,423.00	\$18,902,099.00	Research and Development	\$1,853,636,499.00
"25-PHYS-209418-UGRF"		\$16,975.00	\$18,902,099.00	Research and Development	\$1,853,636,499.00
"1707390"		\$10,011.00	\$18,902,099.00	Research and Development	\$1,853,636,499.00
"CON020115"		\$65,988.00	\$18,902,099.00	Research and Development	\$1,853,636,499.00
"CON017791"		\$12,330.00	\$18,902,099.00	Research and Development	\$1,853,636,499.00
"GA2021-8467"		-\$8.00	\$18,902,099.00	Research and Development	\$1,853,636,499.00
"2697-204-2016835"		\$27,240.00	\$18,902,099.00	Research and Development	\$1,853,636,499.00
"G-50709-01"		\$20,594.00	\$18,902,099.00	Research and Development	\$1,853,636,499.00
"150338"		\$186,328.00	\$18,902,099.00	Research and Development	\$1,853,636,499.00
"213131"		\$66,981.00	\$18,902,099.00	Research and Development	\$1,853,636,499.00
"215693"		\$103,456.00	\$18,902,099.00	Research and Development	\$1,853,636,499.00
"219203"		\$47,000.00	\$18,902,099.00	Research and Development	\$1,853,636,499.00
"149613"		\$1,604.00	\$18,902,099.00	Research and Development	\$1,853,636,499.00
"149625"		\$317,450.00	\$18,902,099.00	Research and Development	\$1,853,636,499.00
"2025-06"		\$33,562.00	\$18,902,099.00	Research and Development	\$1,853,636,499.00
"151283"		\$261,134.00	\$18,902,099.00	Research and Development	\$1,853,636,499.00
"154079"		\$74,214.00	\$18,902,099.00	Research and Development	\$1,853,636,499.00
"153290"		\$71,306.00	\$18,902,099.00	Research and Development	\$1,853,636,499.00
"208980"		\$164,831.00	\$18,902,099.00	Research and Development	\$1,853,636,499.00
"210186"		\$20,907.00	\$18,902,099.00	Research and Development	\$1,853,636,499.00
"217276"		\$7,740.00	\$18,902,099.00	Research and Development	\$1,853,636,499.00
"217611"		\$74,253.00	\$18,902,099.00	Research and Development	\$1,853,636,499.00
"J2N33319FMS"		\$52.00	\$18,902,099.00	Research and Development	\$1,853,636,499.00
"144911"		\$831.00	\$18,902,099.00	Research and Development	\$1,853,636,499.00
"149897"		-\$27,274.00	\$18,902,099.00	Research and Development	\$1,853,636,499.00
"149941"		\$29,007.00	\$18,902,099.00	Research and Development	\$1,853,636,499.00
"1665462"		-\$3,100.00	\$18,902,099.00	Research and Development	\$1,853,636,499.00
"1695984"		-\$639.00	\$18,902,099.00	Research and Development	\$1,853,636,499.00
"201541"		\$80.00	\$18,902,099.00	Research and Development	\$1,853,636,499.00
"209870"		\$50,000.00	\$18,902,099.00	Research and Development	\$1,853,636,499.00
"212974"		\$45,560.00	\$18,902,099.00	Research and Development	\$1,853,636,499.00
"215211"		\$85,177.00	\$18,902,099.00	Research and Development	\$1,853,636,499.00
"210163"		\$47,000.00	\$18,902,099.00	Research and Development	\$1,853,636,499.00
"146406"		\$243,747.00	\$18,902,099.00	Research and Development	\$1,853,636,499.00
"146523"		\$81,134.00	\$18,902,099.00	Research and Development	\$1,853,636,499.00
"210667"		\$47,120.00	\$18,902,099.00	Research and Development	\$1,853,636,499.00
"146532"		\$647,541.00	\$18,902,099.00	Research and Development	\$1,853,636,499.00
"100533"		\$178,770.00	\$18,902,099.00	Research and Development	\$1,853,636,499.00
"145328"		\$104,010.00	\$18,902,099.00	Research and Development	\$1,853,636,499.00
"86-0138043"		\$2,045.00	\$18,902,099.00	Research and Development	\$1,853,636,499.00
"210403"		\$55,798.00	\$18,902,099.00	Research and Development	\$1,853,636,499.00
"152587"		\$5,556.00	\$18,902,099.00	Research and Development	\$1,853,636,499.00
"CON015829"		\$93,941.00	\$18,902,099.00	Research and Development	\$1,853,636,499.00
"CON019199"		\$3,986.00	\$18,902,099.00	Research and Development	\$1,853,636,499.00
"208861"		\$34,140.00	\$18,902,099.00	Research and Development	\$1,853,636,499.00
"208585"		\$78,847.00	\$18,902,099.00	Research and Development	\$1,853,636,499.00
"205445"		\$293,009.00	\$18,902,099.00	Research and Development	\$1,853,636,499.00
"123194"		\$40,347.00	\$18,902,099.00	Research and Development	\$1,853,636,499.00
"136592"		\$56,625.00	\$18,902,099.00	Research and Development	\$1,853,636,499.00
"143845"		\$13,193.00	\$18,902,099.00	Research and Development	\$1,853,636,499.00
"144500"		\$108,380.00	\$18,902,099.00	Research and Development	\$1,853,636,499.00
"149624"		\$359,268.00	\$18,902,099.00	Research and Development	\$1,853,636,499.00

**SCHEDULE OF EXPENDITURES OF FEDERAL AWARDS
FOR THE FISCAL YEAR ENDED JUNE 30, 2025**

Federal ALN Number	Federal Awarding Agency/Program Title	Additional Award Identification (Optional)	Name of Funder Pass-Through Entity
<i>43.001</i>	<i>Science</i>		<i>University of Illinois at Urbana-Champaign</i>
43.001	Science		University of Maryland Foundation, Inc.
<i>43.001</i>	<i>Science</i>		<i>University of Michigan</i>
<i>43.001</i>	<i>Science</i>		<i>University of North Carolina at Charlotte</i>
<i>43.001</i>	<i>Science</i>		<i>University of Southern California</i>
<i>43.001</i>	<i>Science</i>		<i>Vanderbilt University</i>
<i>43.001</i>	<i>Science</i>		<i>West Coast Solutions</i>
<i>43.001</i>	<i>Science</i>		<i>XAnalytix Systems, LLC</i>
<i>43.001</i>	<i>Science</i>		
<i>43.001</i>	<i>Science</i>		
<i>43.002</i>	<i>Aeronautics</i>		<i>North Carolina Agricultural and Technical State University</i>
43.002	Aeronautics		Stanford University
<i>43.002</i>	<i>Aeronautics</i>		
<i>43.008</i>	<i>Office of Stem Engagement (OSTEM)</i>		<i>Georgia Southern University Research and Service Foundation, Inc.</i>
<i>43.008</i>	<i>Office of Stem Engagement (OSTEM)</i>		
43.008	Office of Stem Engagement (OSTEM)		Kennesaw State University Research and Service Foundation
<i>43.008</i>	<i>Office of Stem Engagement (OSTEM)</i>		<i>Kennesaw State University Research and Service Foundation</i>
<i>43.008</i>	<i>Office of Stem Engagement (OSTEM)</i>		<i>Prairie View A&M University</i>
<i>43.008</i>	<i>Office of Stem Engagement (OSTEM)</i>		
<i>43.008</i>	<i>Office of Stem Engagement (OSTEM)</i>		
<i>43.012</i>	<i>Space Technology</i>		
43.012	Space Technology		Auburn University
<i>43.012</i>	<i>Space Technology</i>		<i>Baylor University</i>
<i>43.012</i>	<i>Space Technology</i>		<i>University of California, Davis</i>
<i>43.012</i>	<i>Space Technology</i>		
<i>43.014</i>	<i>Congressionally Directed Programs</i>		
43.RD	Data Set for ISEP project	CON012214a	KBRwyle
<i>43.RD</i>	<i>PCAGA VOCA 2023</i>	<i>CON019664</i>	
Total National Aeronautics and Space Administration			
Institute of Museum and Library Services or National Endowment for the Arts or National Endowment for the Humanities			
<i>45.024</i>	<i>Promotion of the Arts Grants to Organizations and Individuals</i>		
<i>45.025</i>	<i>Promotion of the Arts Partnership Agreements</i>		
45.025	Promotion of the Arts Partnership Agreements		Georgia Council for the Arts
<i>45.149</i>	<i>Promotion of the Humanities Division of Preservation and Access</i>		<i>Kennesaw State University Research and Service Foundation</i>
<i>45.149</i>	<i>Promotion of the Humanities Division of Preservation and Access</i>		<i>West Virginia University Research Corporation</i>
<i>45.149</i>	<i>Promotion of the Humanities Division of Preservation and Access</i>		
45.160	Promotion of the Humanities Fellowships and Stipends		Kennesaw State University Research and Service Foundation
<i>45.162</i>	<i>Promotion of the Humanities Teaching and Learning Resources and Curriculum Development</i>		
<i>45.163</i>	<i>Promotion of the Humanities Professional Development</i>		
<i>45.169</i>	<i>Promotion of the Humanities Office of Digital Humanities</i>		
<i>45.169</i>	<i>Promotion of the Humanities Office of Digital Humanities</i>		
<i>45.301</i>	<i>Museums for America</i>		<i>Kennesaw State University Research and Service Foundation</i>
<i>45.310</i>	<i>Grants to States</i>		
<i>45.313</i>	<i>Laura Bush 21st Century Librarian Program</i>		
Total Institute of Museum and Library Services or National Endowment for the Arts or National Endowment for the Humanities			
National Science Foundation			
<i>47.041</i>	<i>Engineering</i>		<i>American Society for Engineering Education</i>
<i>47.041</i>	<i>Engineering</i>		<i>American Society for Engineering Education</i>
47.041	Engineering		Arizona State University
<i>47.041</i>	<i>Engineering</i>		<i>AudioT</i>
<i>47.041</i>	<i>Engineering</i>		<i>Barnard College</i>
<i>47.041</i>	<i>Engineering</i>		<i>Boise State University</i>
<i>47.041</i>	<i>Engineering</i>		<i>Carnegie Mellon University</i>
<i>47.041</i>	<i>Engineering</i>		<i>Clark Atlanta University</i>
<i>47.041</i>	<i>Engineering</i>		<i>Clemson University</i>
<i>47.041</i>	<i>Engineering</i>		<i>Computing Research Association</i>
<i>47.041</i>	<i>Engineering</i>		<i>Cornell University</i>

**Bolded and italicized award lines indicate pass-through funding.
The accompanying notes are an integral part of this schedule.**

State of Georgia

Identifying Number Assigned by Funder Pass-Through	Total Amount Provided to Sub-Recipients	Federal Expenditures	Federal Program Total	Cluster Name	Cluster Total
"152182"		\$95,843.00	\$18,902,099.00	Research and Development	\$1,853,636,499.00
"12132826487201"		\$41,610.00	\$18,902,099.00	Research and Development	\$1,853,636,499.00
"208123"		\$25,334.00	\$18,902,099.00	Research and Development	\$1,853,636,499.00
"CON019106"		\$2,646.00	\$18,902,099.00	Research and Development	\$1,853,636,499.00
"149280"		\$99,475.00	\$18,902,099.00	Research and Development	\$1,853,636,499.00
"146900"		\$19,571.00	\$18,902,099.00	Research and Development	\$1,853,636,499.00
"210065"		\$44,947.00	\$18,902,099.00	Research and Development	\$1,853,636,499.00
"208403"		\$82,960.00	\$18,902,099.00	Research and Development	\$1,853,636,499.00
		\$110,802.00	\$18,902,099.00	Research and Development	\$1,853,636,499.00
	\$2,350,878.00	\$11,376,131.00	\$18,902,099.00	Research and Development	\$1,853,636,499.00
"144031"		\$414,119.00	\$3,728,948.00	Research and Development	\$1,853,636,499.00
"144059"		\$311,454.00	\$3,728,948.00	Research and Development	\$1,853,636,499.00
	\$1,131,586.00	\$3,003,375.00	\$3,728,948.00	Research and Development	\$1,853,636,499.00
"2025-07"		\$17,411.00	\$1,488,514.00	N/A	\$0.00
		\$152,361.00	\$1,488,514.00	N/A	\$0.00
"431591"		\$2,222.00	\$1,488,514.00	Research and Development	\$1,853,636,499.00
"431592"		\$5,484.00	\$1,488,514.00	Research and Development	\$1,853,636,499.00
"140755"		\$103,550.00	\$1,488,514.00	Research and Development	\$1,853,636,499.00
		\$14,497.00	\$1,488,514.00	Research and Development	\$1,853,636,499.00
	\$315,210.00	\$1,192,989.00	\$1,488,514.00	Research and Development	\$1,853,636,499.00
		\$61,516.00	\$6,856,565.00	N/A	\$0.00
"149219"		\$54,382.00	\$6,856,565.00	Research and Development	\$1,853,636,499.00
"152452"		\$156,128.00	\$6,856,565.00	Research and Development	\$1,853,636,499.00
"140287"		\$549,984.00	\$6,856,565.00	Research and Development	\$1,853,636,499.00
	\$2,779,566.00	\$6,034,555.00	\$6,856,565.00	Research and Development	\$1,853,636,499.00
		\$27,590.00	\$27,590.00	N/A	\$0.00
"CON012214"		\$86,985.00	\$97,157.00	Research and Development	\$1,853,636,499.00
		\$10,172.00	\$97,157.00	Research and Development	\$1,853,636,499.00
	\$6,577,240.00	\$31,100,873.00			
	\$5,901.00	\$26,350.00	\$26,350.00	Research and Development	\$1,853,636,499.00
	\$1,144,979.00	\$1,146,441.00	\$1,142,441.00	N/A	\$0.00
"FY24 P44"		-\$4,000.00	\$1,142,441.00	Research and Development	\$1,853,636,499.00
"431686"		\$11,463.00	\$176,493.00	Research and Development	\$1,853,636,499.00
"23003UG"		\$5,196.00	\$176,493.00	Research and Development	\$1,853,636,499.00
		\$159,834.00	\$176,493.00	Research and Development	\$1,853,636,499.00
"431760"		\$40,000.00	\$40,000.00	Research and Development	\$1,853,636,499.00
		\$127,547.00	\$127,547.00	N/A	\$0.00
		\$95,922.00	\$95,922.00	N/A	\$0.00
	\$14,984.00	\$56,319.00	\$142,280.00	N/A	\$0.00
		\$85,961.00	\$142,280.00	Research and Development	\$1,853,636,499.00
"431788"		\$17,149.00	\$17,149.00	Research and Development	\$1,853,636,499.00
		\$5,895,234.00	\$5,895,234.00	N/A	\$0.00
		\$12,311.00	\$12,311.00	N/A	\$0.00
	\$1,165,864.00	\$7,675,727.00			
"152353"		\$15,715.00	\$39,119,382.00	Research and Development	\$1,853,636,499.00
"216461"		\$81,668.00	\$39,119,382.00	Research and Development	\$1,853,636,499.00
"126423"		\$385,874.00	\$39,119,382.00	Research and Development	\$1,853,636,499.00
"204801"		\$41,183.00	\$39,119,382.00	Research and Development	\$1,853,636,499.00
"138049"		\$16,554.00	\$39,119,382.00	Research and Development	\$1,853,636,499.00
"205524"		\$39,710.00	\$39,119,382.00	Research and Development	\$1,853,636,499.00
"153501"		\$50,584.00	\$39,119,382.00	Research and Development	\$1,853,636,499.00
"202115"		\$24,455.00	\$39,119,382.00	Research and Development	\$1,853,636,499.00
"205346"		\$49,667.00	\$39,119,382.00	Research and Development	\$1,853,636,499.00
"215692"		\$52,962.00	\$39,119,382.00	Research and Development	\$1,853,636,499.00
"150615"		\$118,208.00	\$39,119,382.00	Research and Development	\$1,853,636,499.00

State of Georgia

Identifying Number Assigned by Funder Pass-Through	Total Amount Provided to Sub-Recipients	Federal Expenditures	Federal Program Total	Cluster Name	Cluster Total
"210805"		\$79,800.00	\$39,119,382.00	Research and Development	\$1,853,636,499.00
"210885"		\$56,325.00	\$39,119,382.00	Research and Development	\$1,853,636,499.00
"202560"		\$34,240.00	\$39,119,382.00	Research and Development	\$1,853,636,499.00
"201966"		\$1,211.00	\$39,119,382.00	Research and Development	\$1,853,636,499.00
"148079"		\$94,517.00	\$39,119,382.00	Research and Development	\$1,853,636,499.00
"201967"		\$29,669.00	\$39,119,382.00	Research and Development	\$1,853,636,499.00
"CON019081"		\$44,902.00	\$39,119,382.00	Research and Development	\$1,853,636,499.00
"2025-08"		\$473,633.00	\$39,119,382.00	Research and Development	\$1,853,636,499.00
"49100421C0037"		\$187.00	\$39,119,382.00	Research and Development	\$1,853,636,499.00
"202440"		\$290,243.00	\$39,119,382.00	Research and Development	\$1,853,636,499.00
"202150"		\$111,987.00	\$39,119,382.00	Research and Development	\$1,853,636,499.00
"431621"		\$22,278.00	\$39,119,382.00	Research and Development	\$1,853,636,499.00
"431684"		\$60,071.00	\$39,119,382.00	Research and Development	\$1,853,636,499.00
"431714"		\$40,489.00	\$39,119,382.00	Research and Development	\$1,853,636,499.00
"431725"		\$54,738.00	\$39,119,382.00	Research and Development	\$1,853,636,499.00
"431736"		\$31,446.00	\$39,119,382.00	Research and Development	\$1,853,636,499.00
"431752"		\$27,989.00	\$39,119,382.00	Research and Development	\$1,853,636,499.00
"431757"		\$51,812.00	\$39,119,382.00	Research and Development	\$1,853,636,499.00
"431766"		\$25,599.00	\$39,119,382.00	Research and Development	\$1,853,636,499.00
"431772"		\$14,082.00	\$39,119,382.00	Research and Development	\$1,853,636,499.00
"431773"		\$35,393.00	\$39,119,382.00	Research and Development	\$1,853,636,499.00
"431775"		\$12,625.00	\$39,119,382.00	Research and Development	\$1,853,636,499.00
"431806"		\$12,284.00	\$39,119,382.00	Research and Development	\$1,853,636,499.00
"CON012691"		\$32,137.00	\$39,119,382.00	Research and Development	\$1,853,636,499.00
"151891"		\$81,180.00	\$39,119,382.00	Research and Development	\$1,853,636,499.00
"202116"		\$783.00	\$39,119,382.00	Research and Development	\$1,853,636,499.00
"149622"		-\$1,103.00	\$39,119,382.00	Research and Development	\$1,853,636,499.00
"216220"		\$44,233.00	\$39,119,382.00	Research and Development	\$1,853,636,499.00
"201927"		\$102,337.00	\$39,119,382.00	Research and Development	\$1,853,636,499.00
"202181"		\$35,499.00	\$39,119,382.00	Research and Development	\$1,853,636,499.00
"219560"		\$257.00	\$39,119,382.00	Research and Development	\$1,853,636,499.00
"151619"		-\$27,852.00	\$39,119,382.00	Research and Development	\$1,853,636,499.00
"M2404527"		\$21,010.00	\$39,119,382.00	Research and Development	\$1,853,636,499.00
"205138"		\$72,194.00	\$39,119,382.00	Research and Development	\$1,853,636,499.00
"208341"		\$102,772.00	\$39,119,382.00	Research and Development	\$1,853,636,499.00
"148099"		\$590,701.00	\$39,119,382.00	Research and Development	\$1,853,636,499.00
"209106"		\$16,780.00	\$39,119,382.00	Research and Development	\$1,853,636,499.00
"215471"		\$37,367.00	\$39,119,382.00	Research and Development	\$1,853,636,499.00
"CON015029"		\$42,049.00	\$39,119,382.00	Research and Development	\$1,853,636,499.00
"217035"		\$93,374.00	\$39,119,382.00	Research and Development	\$1,853,636,499.00
"151468"		\$52,189.00	\$39,119,382.00	Research and Development	\$1,853,636,499.00
"151002"		\$238,425.00	\$39,119,382.00	Research and Development	\$1,853,636,499.00
"153641"		\$19,438.00	\$39,119,382.00	Research and Development	\$1,853,636,499.00
"202480"		\$292,517.00	\$39,119,382.00	Research and Development	\$1,853,636,499.00
"211370"		\$23,824.00	\$39,119,382.00	Research and Development	\$1,853,636,499.00
"145281"		\$178,797.00	\$39,119,382.00	Research and Development	\$1,853,636,499.00
"201290"		\$45,751.00	\$39,119,382.00	Research and Development	\$1,853,636,499.00
"204840"		\$8,907.00	\$39,119,382.00	Research and Development	\$1,853,636,499.00
"145460"		\$190.00	\$39,119,382.00	Research and Development	\$1,853,636,499.00
"150903"		\$158,969.00	\$39,119,382.00	Research and Development	\$1,853,636,499.00

**SCHEDULE OF EXPENDITURES OF FEDERAL AWARDS
FOR THE FISCAL YEAR ENDED JUNE 30, 2025**

Federal ALN Number	Federal Awarding Agency/Program Title	Additional Award Identification (Optional)	Name of Funder Pass-Through Entity
<i>47.041</i>	<i>Engineering</i>		<i>University of Maryland, Baltimore County</i>
<i>47.041</i>	<i>Engineering</i>		<i>University of Massachusetts</i>
<i>47.041</i>	<i>Engineering</i>		<i>University of Massachusetts</i>
<i>47.041</i>	<i>Engineering</i>		<i>University of Massachusetts</i>
<i>47.041</i>	<i>Engineering</i>		<i>University of Massachusetts</i>
<i>47.041</i>	<i>Engineering</i>		<i>University of Michigan</i>
<i>47.041</i>	<i>Engineering</i>		<i>University of Minnesota</i>
<i>47.041</i>	<i>Engineering</i>		<i>University of Notre Dame</i>
<i>47.041</i>	<i>Engineering</i>		<i>University of South Florida</i>
<i>47.041</i>	<i>Engineering</i>		<i>University of Texas at Austin</i>
<i>47.041</i>	<i>Engineering</i>		<i>University of Texas at Austin</i>
<i>47.041</i>	<i>Engineering</i>		<i>University of Texas Rio Grande Valley</i>
<i>47.041</i>	<i>Engineering</i>		<i>University of Washington</i>
<i>47.041</i>	<i>Engineering</i>		<i>University of Wisconsin - Madison</i>
<i>47.041</i>	<i>Engineering</i>		<i>University of Wisconsin - Madison</i>
<i>47.041</i>	<i>Engineering</i>		<i>Vertex Aerospace, LLC</i>
<i>47.041</i>	<i>Engineering</i>		<i>Virginia Polytechnic Institute and State University</i>
<i>47.041</i>	<i>Engineering</i>		<i>Washington University</i>
<i>47.041</i>	<i>Engineering</i>		
<i>47.041</i>	<i>Engineering</i>		
<i>47.041</i>	<i>COVID-19 - Engineering</i>	<i>COVID-19</i>	<i>Rensselaer Polytechnic Institute</i>
<i>47.049</i>	<i>Mathematical and Physical Sciences</i>		<i>Associated Universities, Inc.</i>
<i>47.049</i>	<i>Mathematical and Physical Sciences</i>		<i>Cornell University</i>
<i>47.049</i>	<i>Mathematical and Physical Sciences</i>		<i>Furman University</i>
<i>47.049</i>	<i>Mathematical and Physical Sciences</i>		<i>Georgia Southern University Research and Service Foundation, Inc.</i>
<i>47.049</i>	<i>Mathematical and Physical Sciences</i>		<i>Kennesaw State University Research and Service Foundation</i>
<i>47.049</i>	<i>Mathematical and Physical Sciences</i>		<i>Kennesaw State University Research and Service Foundation</i>
<i>47.049</i>	<i>Mathematical and Physical Sciences</i>		<i>Kennesaw State University Research and Service Foundation</i>
<i>47.049</i>	<i>Mathematical and Physical Sciences</i>		<i>Kennesaw State University Research and Service Foundation</i>
<i>47.049</i>	<i>Mathematical and Physical Sciences</i>		<i>Kennesaw State University Research and Service Foundation</i>
<i>47.049</i>	<i>Mathematical and Physical Sciences</i>		<i>Kennesaw State University Research and Service Foundation</i>
<i>47.049</i>	<i>Mathematical and Physical Sciences</i>		<i>Kennesaw State University Research and Service Foundation</i>
<i>47.049</i>	<i>Mathematical and Physical Sciences</i>		<i>Kennesaw State University Research and Service Foundation</i>
<i>47.049</i>	<i>Mathematical and Physical Sciences</i>		<i>Kennesaw State University Research and Service Foundation</i>
<i>47.049</i>	<i>Mathematical and Physical Sciences</i>		<i>Kennesaw State University Research and Service Foundation</i>
<i>47.049</i>	<i>Mathematical and Physical Sciences</i>		<i>Kennesaw State University Research and Service Foundation</i>
<i>47.049</i>	<i>Mathematical and Physical Sciences</i>		<i>Kennesaw State University Research and Service Foundation</i>
<i>47.049</i>	<i>Mathematical and Physical Sciences</i>		<i>Kennesaw State University Research and Service Foundation</i>
<i>47.049</i>	<i>Mathematical and Physical Sciences</i>		<i>Kennesaw State University Research and Service Foundation</i>
<i>47.049</i>	<i>Mathematical and Physical Sciences</i>		<i>University of California</i>
<i>47.049</i>	<i>Mathematical and Physical Sciences</i>		<i>University of Washington</i>
<i>47.049</i>	<i>Mathematical and Physical Sciences</i>		<i>University of Wisconsin - Madison</i>
<i>47.049</i>	<i>Mathematical and Physical Sciences</i>		<i>University of Wisconsin - Madison</i>
<i>47.049</i>	<i>Mathematical and Physical Sciences</i>		<i>Virginia Polytechnic Institute and State University</i>
<i>47.049</i>	<i>Mathematical and Physical Sciences</i>		
<i>47.049</i>	<i>Mathematical and Physical Sciences</i>		
<i>47.050</i>	<i>Geosciences</i>		<i>Catholic University of America</i>
<i>47.050</i>	<i>Geosciences</i>		<i>Cornell University</i>
<i>47.050</i>	<i>Geosciences</i>		<i>Georgia Southern University Research and Service Foundation, Inc.</i>
<i>47.050</i>	<i>Geosciences</i>		<i>Kennesaw State University Research and Service Foundation</i>
<i>47.050</i>	<i>Geosciences</i>		<i>Marine Biological Laboratory</i>
<i>47.050</i>	<i>Geosciences</i>		<i>South Carolina State University</i>
<i>47.050</i>	<i>Geosciences</i>		<i>Stanford University</i>
<i>47.050</i>	<i>Geosciences</i>		<i>Texas A&M Agrilife Extension Service</i>

**Bolded and italicized award lines indicate pass-through funding.
The accompanying notes are an integral part of this schedule.**

State of Georgia

Identifying Number Assigned by Funder Pass-Through	Total Amount Provided to Sub-Recipients	Federal Expenditures	Federal Program Total	Cluster Name	Cluster Total
"215710"		\$9,930.00	\$39,119,382.00	Research and Development	\$1,853,636,499.00
"208804"		\$47,621.00	\$39,119,382.00	Research and Development	\$1,853,636,499.00
"218382"		\$19,567.00	\$39,119,382.00	Research and Development	\$1,853,636,499.00
"220020"		\$19,282.00	\$39,119,382.00	Research and Development	\$1,853,636,499.00
"220021"		\$4,690.00	\$39,119,382.00	Research and Development	\$1,853,636,499.00
"217011"		\$41,443.00	\$39,119,382.00	Research and Development	\$1,853,636,499.00
"201874"		\$36,009.00	\$39,119,382.00	Research and Development	\$1,853,636,499.00
"151474"		\$80,830.00	\$39,119,382.00	Research and Development	\$1,853,636,499.00
"153203"		\$175,855.00	\$39,119,382.00	Research and Development	\$1,853,636,499.00
"148067"		\$143,271.00	\$39,119,382.00	Research and Development	\$1,853,636,499.00
"220862"		\$9,016.00	\$39,119,382.00	Research and Development	\$1,853,636,499.00
"217077"		\$13,150.00	\$39,119,382.00	Research and Development	\$1,853,636,499.00
"153525"		\$145,455.00	\$39,119,382.00	Research and Development	\$1,853,636,499.00
"151085"		\$241,813.00	\$39,119,382.00	Research and Development	\$1,853,636,499.00
"151988"		\$207,691.00	\$39,119,382.00	Research and Development	\$1,853,636,499.00
"150970"		-\$2,112.00	\$39,119,382.00	Research and Development	\$1,853,636,499.00
"153670"		-\$190.00	\$39,119,382.00	Research and Development	\$1,853,636,499.00
"152967"		\$74,228.00	\$39,119,382.00	Research and Development	\$1,853,636,499.00
		\$155,265.00	\$39,119,382.00	Research and Development	\$1,853,636,499.00
	\$4,345,626.00	\$32,950,534.00	\$39,119,382.00	Research and Development	\$1,853,636,499.00
"CON013861"		\$1,209.00	\$39,119,382.00	Research and Development	\$1,853,636,499.00
"1519126"		\$3,121.00	\$18,995,971.00	Research and Development	\$1,853,636,499.00
"144705"		\$34,480.00	\$18,995,971.00	Research and Development	\$1,853,636,499.00
"143394"		-\$510.00	\$18,995,971.00	Research and Development	\$1,853,636,499.00
"2025-09"		\$151,301.00	\$18,995,971.00	Research and Development	\$1,853,636,499.00
"431543"		\$258.00	\$18,995,971.00	Research and Development	\$1,853,636,499.00
"431617"		\$55,279.00	\$18,995,971.00	Research and Development	\$1,853,636,499.00
"431622"		\$13,706.00	\$18,995,971.00	Research and Development	\$1,853,636,499.00
"431643"		\$113,686.00	\$18,995,971.00	Research and Development	\$1,853,636,499.00
"431650"		\$1,570.00	\$18,995,971.00	Research and Development	\$1,853,636,499.00
"431656"		\$59,348.00	\$18,995,971.00	Research and Development	\$1,853,636,499.00
"431657"		\$161,111.00	\$18,995,971.00	Research and Development	\$1,853,636,499.00
"431660"		\$38,818.00	\$18,995,971.00	Research and Development	\$1,853,636,499.00
"431667"		\$57,914.00	\$18,995,971.00	Research and Development	\$1,853,636,499.00
"431718"		\$84,743.00	\$18,995,971.00	Research and Development	\$1,853,636,499.00
"431774"		\$39,012.00	\$18,995,971.00	Research and Development	\$1,853,636,499.00
"431784"		\$13,963.00	\$18,995,971.00	Research and Development	\$1,853,636,499.00
"151837"		\$65,280.00	\$18,995,971.00	Research and Development	\$1,853,636,499.00
"149487"		\$109,528.00	\$18,995,971.00	Research and Development	\$1,853,636,499.00
"142780"		\$54,381.00	\$18,995,971.00	Research and Development	\$1,853,636,499.00
"149786"		\$154,540.00	\$18,995,971.00	Research and Development	\$1,853,636,499.00
"48050419105"		\$1,748,908.00	\$18,995,971.00	Research and Development	\$1,853,636,499.00
		\$3,211,645.00	\$18,995,971.00	Research and Development	\$1,853,636,499.00
	\$195,759.00	\$12,823,889.00	\$18,995,971.00	Research and Development	\$1,853,636,499.00
"CON017181"		\$23,269.00	\$17,865,502.00	Research and Development	\$1,853,636,499.00
"147239-22224"		\$2,542.00	\$17,865,502.00	Research and Development	\$1,853,636,499.00
"2025-10"		\$25,801.00	\$17,865,502.00	Research and Development	\$1,853,636,499.00
"431709"		\$50,365.00	\$17,865,502.00	Research and Development	\$1,853,636,499.00
"54655"		\$40,064.00	\$17,865,502.00	Research and Development	\$1,853,636,499.00
"25585003BAPSUGARFGA"		\$25,636.00	\$17,865,502.00	Research and Development	\$1,853,636,499.00
"62720429211324"		\$30,668.00	\$17,865,502.00	Research and Development	\$1,853,636,499.00
"M2203398"		\$44,080.00	\$17,865,502.00	Research and Development	\$1,853,636,499.00

**SCHEDULE OF EXPENDITURES OF FEDERAL AWARDS
FOR THE FISCAL YEAR ENDED JUNE 30, 2025**

Federal ALN Number	Federal Awarding Agency/Program Title	Additional Award Identification (Optional)	Name of Funder Pass-Through Entity
<i>47.050</i>	<i>Geosciences</i>		<i>University of Missouri</i>
<i>47.050</i>	<i>Geosciences</i>		<i>University of Texas at El Paso</i>
<i>47.050</i>	<i>Geosciences</i>		<i>Woods Hole Oceanographic Institution</i>
<i>47.050</i>	<i>Geosciences</i>		
<i>47.050</i>	<i>Geosciences</i>		
<i>47.070</i>	<i>Computer and Information Science and Engineering</i>		<i>Arizona State University</i>
<i>47.070</i>	<i>Computer and Information Science and Engineering</i>		<i>Computing Research Association</i>
<i>47.070</i>	<i>Computer and Information Science and Engineering</i>		<i>Johns Hopkins University</i>
<i>47.070</i>	<i>Computer and Information Science and Engineering</i>		<i>Kennesaw State University Research and Service Foundation</i>
<i>47.070</i>	<i>Computer and Information Science and Engineering</i>		<i>Kennesaw State University Research and Service Foundation</i>
<i>47.070</i>	<i>Computer and Information Science and Engineering</i>		<i>Kennesaw State University Research and Service Foundation</i>
<i>47.070</i>	<i>Computer and Information Science and Engineering</i>		<i>Kennesaw State University Research and Service Foundation</i>
<i>47.070</i>	<i>Computer and Information Science and Engineering</i>		<i>Kennesaw State University Research and Service Foundation</i>
<i>47.070</i>	<i>Computer and Information Science and Engineering</i>		<i>Kennesaw State University Research and Service Foundation</i>
<i>47.070</i>	<i>Computer and Information Science and Engineering</i>		<i>Kennesaw State University Research and Service Foundation</i>
<i>47.070</i>	<i>Computer and Information Science and Engineering</i>		<i>Kennesaw State University Research and Service Foundation</i>
<i>47.070</i>	<i>Computer and Information Science and Engineering</i>		<i>Kennesaw State University Research and Service Foundation</i>
<i>47.070</i>	<i>Computer and Information Science and Engineering</i>		<i>Kennesaw State University Research and Service Foundation</i>
<i>47.070</i>	<i>Computer and Information Science and Engineering</i>		<i>Kennesaw State University Research and Service Foundation</i>
<i>47.070</i>	<i>Computer and Information Science and Engineering</i>		<i>Kennesaw State University Research and Service Foundation</i>
<i>47.070</i>	<i>Computer and Information Science and Engineering</i>		<i>Kennesaw State University Research and Service Foundation</i>
<i>47.070</i>	<i>Computer and Information Science and Engineering</i>		<i>Kennesaw State University Research and Service Foundation</i>
<i>47.070</i>	<i>Computer and Information Science and Engineering</i>		<i>Kennesaw State University Research and Service Foundation</i>
<i>47.070</i>	<i>Computer and Information Science and Engineering</i>		<i>Kennesaw State University Research and Service Foundation</i>
<i>47.070</i>	<i>Computer and Information Science and Engineering</i>		<i>Kennesaw State University Research and Service Foundation</i>
<i>47.070</i>	<i>Computer and Information Science and Engineering</i>		<i>Kennesaw State University Research and Service Foundation</i>
<i>47.070</i>	<i>Computer and Information Science and Engineering</i>		<i>Kennesaw State University Research and Service Foundation</i>
<i>47.070</i>	<i>Computer and Information Science and Engineering</i>		<i>Kennesaw State University Research and Service Foundation</i>
<i>47.070</i>	<i>Computer and Information Science and Engineering</i>		<i>Kennesaw State University Research and Service Foundation</i>
<i>47.070</i>	<i>Computer and Information Science and Engineering</i>		<i>Kennesaw State University Research and Service Foundation</i>
<i>47.070</i>	<i>Computer and Information Science and Engineering</i>		<i>Kennesaw State University Research and Service Foundation</i>
<i>47.070</i>	<i>Computer and Information Science and Engineering</i>		<i>Kennesaw State University Research and Service Foundation</i>
<i>47.070</i>	<i>Computer and Information Science and Engineering</i>		<i>Northeastern University</i>
<i>47.070</i>	<i>Computer and Information Science and Engineering</i>		<i>Northeastern University</i>
<i>47.070</i>	<i>Computer and Information Science and Engineering</i>		<i>Northwestern University</i>
<i>47.070</i>	<i>Computer and Information Science and Engineering</i>		<i>Research Foundation of The City University of New York (RFCUNY)</i>
<i>47.070</i>	<i>Computer and Information Science and Engineering</i>		<i>University of Arizona</i>
<i>47.070</i>	<i>Computer and Information Science and Engineering</i>		<i>University of Connecticut</i>
<i>47.070</i>	<i>Computer and Information Science and Engineering</i>		<i>University of Illinois at Urbana-Champaign</i>
<i>47.070</i>	<i>Computer and Information Science and Engineering</i>		<i>University of New Mexico</i>
<i>47.070</i>	<i>Computer and Information Science and Engineering</i>		<i>University of North Carolina</i>
<i>47.070</i>	<i>Computer and Information Science and Engineering</i>		<i>University of Tennessee</i>
<i>47.070</i>	<i>Computer and Information Science and Engineering</i>		<i>University of Tennessee</i>
<i>47.070</i>	<i>Computer and Information Science and Engineering</i>		<i>University of Texas at Austin</i>
<i>47.070</i>	<i>Computer and Information Science and Engineering</i>		<i>Virginia Polytechnic Institute and State University</i>
<i>47.070</i>	<i>Computer and Information Science and Engineering</i>		<i>Worcester Polytechnic Institute</i>
<i>47.070</i>	<i>Computer and Information Science and Engineering</i>		
<i>47.070</i>	<i>Computer and Information Science and Engineering</i>		
<i>47.074</i>	<i>Biological Sciences</i>		<i>Cornell University</i>
<i>47.074</i>	<i>Biological Sciences</i>		<i>Cornell University</i>
<i>47.074</i>	<i>Biological Sciences</i>		<i>Donald Danforth Plant Science Center</i>
<i>47.074</i>	<i>Biological Sciences</i>		<i>Duke University</i>
<i>47.074</i>	<i>Biological Sciences</i>		<i>Emory University</i>
<i>47.074</i>	<i>Biological Sciences</i>		<i>Emory University</i>
<i>47.074</i>	<i>Biological Sciences</i>		<i>Florida International University</i>
<i>47.074</i>	<i>Biological Sciences</i>		<i>George Mason University</i>
<i>47.074</i>	<i>Biological Sciences</i>		<i>Georgia Southern University Research and Service Foundation, Inc.</i>
<i>47.074</i>	<i>Biological Sciences</i>		<i>Indiana University</i>
<i>47.074</i>	<i>Biological Sciences</i>		<i>Indiana University</i>
<i>47.074</i>	<i>Biological Sciences</i>		<i>International Wheat Genome Sequencing Consortium</i>
<i>47.074</i>	<i>Biological Sciences</i>		<i>Iowa State University</i>

**Bolded and italicized award lines indicate pass-through funding.
The accompanying notes are an integral part of this schedule.**

State of Georgia

Identifying Number Assigned by Funder Pass-Through	Total Amount Provided to Sub-Recipients	Federal Expenditures	Federal Program Total	Cluster Name	Cluster Total
"CON019614"		\$84,236.00	\$17,865,502.00	Research and Development	\$1,853,636,499.00
"153871"		\$5,635.00	\$17,865,502.00	Research and Development	\$1,853,636,499.00
"A101553 / 81958900"		\$539,622.00	\$17,865,502.00	Research and Development	\$1,853,636,499.00
		\$278,743.00	\$17,865,502.00	Research and Development	\$1,853,636,499.00
	\$3,354,120.00	\$16,714,841.00	\$17,865,502.00	Research and Development	\$1,853,636,499.00
"CON014868"		\$30,765.00	\$30,521,681.00	Research and Development	\$1,853,636,499.00
"145889"		\$19,463.00	\$30,521,681.00	Research and Development	\$1,853,636,499.00
"146462"		\$41,327.00	\$30,521,681.00	Research and Development	\$1,853,636,499.00
"431590"		\$36,114.00	\$30,521,681.00	Research and Development	\$1,853,636,499.00
"431609"		\$10,192.00	\$30,521,681.00	Research and Development	\$1,853,636,499.00
"431613"		\$8,127.00	\$30,521,681.00	Research and Development	\$1,853,636,499.00
"431641"		\$35,827.00	\$30,521,681.00	Research and Development	\$1,853,636,499.00
"431655"		\$82,118.00	\$30,521,681.00	Research and Development	\$1,853,636,499.00
"431673"		\$20,173.00	\$30,521,681.00	Research and Development	\$1,853,636,499.00
"431696"		\$141,681.00	\$30,521,681.00	Research and Development	\$1,853,636,499.00
"431744"		\$50,103.00	\$30,521,681.00	Research and Development	\$1,853,636,499.00
"431756"		\$22,800.00	\$30,521,681.00	Research and Development	\$1,853,636,499.00
"431765"		\$49,857.00	\$30,521,681.00	Research and Development	\$1,853,636,499.00
"431778"		\$55,327.00	\$30,521,681.00	Research and Development	\$1,853,636,499.00
"431781"		\$14,755.00	\$30,521,681.00	Research and Development	\$1,853,636,499.00
"431796"		\$226,225.00	\$30,521,681.00	Research and Development	\$1,853,636,499.00
"431815"		\$109.00	\$30,521,681.00	Research and Development	\$1,853,636,499.00
"145443"		-\$1.00	\$30,521,681.00	Research and Development	\$1,853,636,499.00
"CON019349"		\$5,627.00	\$30,521,681.00	Research and Development	\$1,853,636,499.00
"CON018756"		\$26,680.00	\$30,521,681.00	Research and Development	\$1,853,636,499.00
"153419"		\$126,806.00	\$30,521,681.00	Research and Development	\$1,853,636,499.00
"3034120"		\$359.00	\$30,521,681.00	Research and Development	\$1,853,636,499.00
"CON018751"		\$118,874.00	\$30,521,681.00	Research and Development	\$1,853,636,499.00
"134699"		-\$2,935.00	\$30,521,681.00	Research and Development	\$1,853,636,499.00
"151420"		\$19,754.00	\$30,521,681.00	Research and Development	\$1,853,636,499.00
"141821"		-\$422.00	\$30,521,681.00	Research and Development	\$1,853,636,499.00
"CON015656"		\$655.00	\$30,521,681.00	Research and Development	\$1,853,636,499.00
"CON018741"		\$22,728.00	\$30,521,681.00	Research and Development	\$1,853,636,499.00
"151341"		\$119,996.00	\$30,521,681.00	Research and Development	\$1,853,636,499.00
"144276"		\$45,230.00	\$30,521,681.00	Research and Development	\$1,853,636,499.00
"24257-SUB01"		\$30,132.00	\$30,521,681.00	Research and Development	\$1,853,636,499.00
		\$1,958,664.00	\$30,521,681.00	Research and Development	\$1,853,636,499.00
	\$4,828,214.00	\$27,204,571.00	\$30,521,681.00	Research and Development	\$1,853,636,499.00
"20-08"		-\$1,180.00	\$29,714,422.00	Research and Development	\$1,853,636,499.00
"82640"		\$152,496.00	\$29,714,422.00	Research and Development	\$1,853,636,499.00
"20303-G"		\$26,265.00	\$29,714,422.00	Research and Development	\$1,853,636,499.00
"333-2684"		\$769.00	\$29,714,422.00	Research and Development	\$1,853,636,499.00
"S352L5PILMP8"		\$19,774.00	\$29,714,422.00	Research and Development	\$1,853,636,499.00
"T663404"		-\$1,350.00	\$29,714,422.00	Research and Development	\$1,853,636,499.00
"00874"		\$5,466.00	\$29,714,422.00	Research and Development	\$1,853,636,499.00
"E2050637"		\$52,105.00	\$29,714,422.00	Research and Development	\$1,853,636,499.00
"2025-11"		\$943,788.00	\$29,714,422.00	Research and Development	\$1,853,636,499.00
"9665"		\$22,465.00	\$29,714,422.00	Research and Development	\$1,853,636,499.00
"CON017339"		\$18,340.00	\$29,714,422.00	Research and Development	\$1,853,636,499.00
"TRTech-PGR"		\$94,210.00	\$29,714,422.00	Research and Development	\$1,853,636,499.00
"024367A"		\$12,974.00	\$29,714,422.00	Research and Development	\$1,853,636,499.00

**SCHEDULE OF EXPENDITURES OF FEDERAL AWARDS
FOR THE FISCAL YEAR ENDED JUNE 30, 2025**

Federal ALN Number	Federal Awarding Agency/Program Title	Additional Award Identification (Optional)	Name of Funder Pass-Through Entity
47.074	<i>Biological Sciences</i>		<i>Kennesaw State University Research and Service Foundation</i>
47.074	<i>Biological Sciences</i>		<i>Kennesaw State University Research and Service Foundation</i>
47.074	<i>Biological Sciences</i>		<i>Kennesaw State University Research and Service Foundation</i>
47.074	<i>Biological Sciences</i>		<i>Kennesaw State University Research and Service Foundation</i>
47.074	<i>Biological Sciences</i>		<i>Kennesaw State University Research and Service Foundation</i>
47.074	<i>Biological Sciences</i>		<i>Kennesaw State University Research and Service Foundation</i>
47.074	<i>Biological Sciences</i>		<i>Muhlenberg College</i>
47.074	<i>Biological Sciences</i>		<i>New Jersey Institute of Technology</i>
47.074	<i>Biological Sciences</i>		<i>San Diego State University Research Foundation (SDSURF)</i>
47.074	<i>Biological Sciences</i>		<i>St. Jude Children's Research Hospital</i>
47.074	<i>Biological Sciences</i>		<i>The American Society for Cell Biology</i>
47.074	<i>Biological Sciences</i>		<i>University of Arkansas</i>
47.074	<i>Biological Sciences</i>		<i>University of California, Davis</i>
47.074	<i>Biological Sciences</i>		<i>University of California, Irvine</i>
47.074	<i>Biological Sciences</i>		<i>University of California, Riverside</i>
47.074	<i>Biological Sciences</i>		<i>University of Colorado</i>
47.074	<i>Biological Sciences</i>		<i>University of Connecticut</i>
47.074	<i>Biological Sciences</i>		<i>University of Puerto Rico, Rio Piedras</i>
47.074	<i>Biological Sciences</i>		<i>University of Tennessee</i>
47.074	<i>Biological Sciences</i>		<i>University of Texas at Austin</i>
47.074	<i>Biological Sciences</i>		<i>Virginia Polytechnic Institute and State University</i>
47.074	<i>Biological Sciences</i>		
47.074	<i>Biological Sciences</i>		
47.075	<i>Social, Behavioral, and Economic Sciences</i>		<i>Auburn University</i>
47.075	<i>Social, Behavioral, and Economic Sciences</i>		<i>Florida Institute of Technology</i>
47.075	<i>Social, Behavioral, and Economic Sciences</i>		<i>Georgia Southern University Research and Service Foundation, Inc.</i>
47.075	<i>Social, Behavioral, and Economic Sciences</i>		<i>Howard University</i>
47.075	<i>Social, Behavioral, and Economic Sciences</i>		<i>Kennesaw State University Research and Service Foundation</i>
47.075	<i>Social, Behavioral, and Economic Sciences</i>		<i>Kennesaw State University Research and Service Foundation</i>
47.075	<i>Social, Behavioral, and Economic Sciences</i>		<i>San Diego State University Research Foundation (SDSURF)</i>
47.075	<i>Social, Behavioral, and Economic Sciences</i>		<i>Temple University</i>
47.075	<i>Social, Behavioral, and Economic Sciences</i>		<i>University of Nevada, Reno</i>
47.075	<i>Social, Behavioral, and Economic Sciences</i>		<i>University of North Carolina at Charlotte</i>
47.075	<i>Social, Behavioral, and Economic Sciences</i>		
47.075	<i>Social, Behavioral, and Economic Sciences</i>		
47.075	<i>Social, Behavioral, and Economic Sciences</i>		
47.076	<i>STEM Education (formerly Education and Human Resources)</i>		<i>American Institutes for Research</i>
47.076	<i>STEM Education (formerly Education and Human Resources)</i>		<i>Auburn University</i>
47.076	<i>STEM Education (formerly Education and Human Resources)</i>		<i>Boise State University</i>
47.076	<i>STEM Education (formerly Education and Human Resources)</i>		<i>Clark Atlanta University</i>
47.076	<i>STEM Education (formerly Education and Human Resources)</i>		<i>Clark Atlanta University</i>
47.076	<i>STEM Education (formerly Education and Human Resources)</i>		<i>Clark Atlanta University</i>
47.076	<i>STEM Education (formerly Education and Human Resources)</i>		<i>Clark Atlanta University</i>
47.076	<i>STEM Education (formerly Education and Human Resources)</i>		<i>Clemson University</i>
47.076	<i>STEM Education (formerly Education and Human Resources)</i>		<i>Clemson University</i>
47.076	<i>STEM Education (formerly Education and Human Resources)</i>		<i>Duke University</i>
47.076	<i>STEM Education (formerly Education and Human Resources)</i>		<i>Florida A&M University</i>
47.076	<i>STEM Education (formerly Education and Human Resources)</i>		<i>Georgia Southern University Research and Service Foundation, Inc.</i>
47.076	<i>STEM Education (formerly Education and Human Resources)</i>		<i>Indiana University</i>
47.076	<i>STEM Education (formerly Education and Human Resources)</i>		<i>Karyl Askew Consulting, LLC</i>
47.076	<i>STEM Education (formerly Education and Human Resources)</i>		<i>Kennesaw State University Research and Service Foundation</i>
47.076	<i>STEM Education (formerly Education and Human Resources)</i>		<i>Kennesaw State University Research and Service Foundation</i>
47.076	<i>STEM Education (formerly Education and Human Resources)</i>		<i>Kennesaw State University Research and Service Foundation</i>

**Bolded and italicized award lines indicate pass-through funding.
The accompanying notes are an integral part of this schedule.**

State of Georgia

Identifying Number Assigned by Funder Pass-Through	Total Amount Provided to Sub-Recipients	Federal Expenditures	Federal Program Total	Cluster Name	Cluster Total
"431597"		\$32,795.00	\$29,714,422.00	Research and Development	\$1,853,636,499.00
"431606"		\$115,943.00	\$29,714,422.00	Research and Development	\$1,853,636,499.00
"431611"		\$19,906.00	\$29,714,422.00	Research and Development	\$1,853,636,499.00
"431615"		\$51,184.00	\$29,714,422.00	Research and Development	\$1,853,636,499.00
"431661"		\$18,878.00	\$29,714,422.00	Research and Development	\$1,853,636,499.00
"431768"		\$36,008.00	\$29,714,422.00	Research and Development	\$1,853,636,499.00
"152984"		\$418.00	\$29,714,422.00	Research and Development	\$1,853,636,499.00
"998370"		\$58,575.00	\$29,714,422.00	Research and Development	\$1,853,636,499.00
"5B399A 7802-E0022864"		\$93,370.00	\$29,714,422.00	Research and Development	\$1,853,636,499.00
"GR-0010474-PO106421"		\$120,085.00	\$29,714,422.00	Research and Development	\$1,853,636,499.00
"2110604"		\$3,792.00	\$29,714,422.00	Research and Development	\$1,853,636,499.00
"UA2020114-SPC-000967"		\$32,905.00	\$29,714,422.00	Research and Development	\$1,853,636,499.00
"A2418335002"		\$8,230.00	\$29,714,422.00	Research and Development	\$1,853,636,499.00
"152810"		\$128,207.00	\$29,714,422.00	Research and Development	\$1,853,636,499.00
"S-001571"		\$138,828.00	\$29,714,422.00	Research and Development	\$1,853,636,499.00
"1550397"		\$71.00	\$29,714,422.00	Research and Development	\$1,853,636,499.00
"UHC7145356947"		\$6,011,391.00	\$29,714,422.00	Research and Development	\$1,853,636,499.00
"2019-002"		\$40,695.00	\$29,714,422.00	Research and Development	\$1,853,636,499.00
"A221338S001"		\$37,366.00	\$29,714,422.00	Research and Development	\$1,853,636,499.00
"UTAUSUB00001304"		\$35,912.00	\$29,714,422.00	Research and Development	\$1,853,636,499.00
"480953-19105"		\$48,972.00	\$29,714,422.00	Research and Development	\$1,853,636,499.00
		\$334,270.00	\$29,714,422.00	Research and Development	\$1,853,636,499.00
	\$2,092,044.00	\$21,000,499.00	\$29,714,422.00	Research and Development	\$1,853,636,499.00
"25-ECON-201817-UGRF"		\$41,341.00	\$4,209,193.00	Research and Development	\$1,853,636,499.00
"AWD-000584"		\$27,355.00	\$4,209,193.00	Research and Development	\$1,853,636,499.00
"39G1811"		\$7,352.00	\$4,209,193.00	Research and Development	\$1,853,636,499.00
"GRT000511 - 10017181"		\$47,837.00	\$4,209,193.00	Research and Development	\$1,853,636,499.00
"431653"		\$7,452.00	\$4,209,193.00	Research and Development	\$1,853,636,499.00
"431711"		\$85,098.00	\$4,209,193.00	Research and Development	\$1,853,636,499.00
"CON016353"		\$23,871.00	\$4,209,193.00	Research and Development	\$1,853,636,499.00
"271552UG"		\$4,530.00	\$4,209,193.00	Research and Development	\$1,853,636,499.00
"UNR-22-20"		\$107.00	\$4,209,193.00	Research and Development	\$1,853,636,499.00
"2021045201UGA"		\$17,651.00	\$4,209,193.00	Research and Development	\$1,853,636,499.00
		\$24,529.00	\$4,209,193.00	Research and Development	\$1,853,636,499.00
	\$719,633.00	\$3,922,070.00	\$4,209,193.00	Research and Development	\$1,853,636,499.00
"CON016030"		\$15,913.00	\$32,662,117.00	Research and Development	\$1,853,636,499.00
"DMQNDJDHTDG4"		\$30,379.00	\$32,662,117.00	Research and Development	\$1,853,636,499.00
"2111549"		\$40,533.00	\$32,662,117.00	Research and Development	\$1,853,636,499.00
"213116"		\$86,497.00	\$32,662,117.00	Research and Development	\$1,853,636,499.00
"CON017454"		\$50,367.00	\$32,662,117.00	Research and Development	\$1,853,636,499.00
"HRD-1826797"		\$43,310.00	\$32,662,117.00	Research and Development	\$1,853,636,499.00
"RSP-2018-033-215051-008"		\$12,774.00	\$32,662,117.00	Research and Development	\$1,853,636,499.00
"22522062014171"		\$2,153.00	\$32,662,117.00	Research and Development	\$1,853,636,499.00
"24542062015586"		\$147,189.00	\$32,662,117.00	Research and Development	\$1,853,636,499.00
"148501"		\$72,566.00	\$32,662,117.00	Research and Development	\$1,853,636,499.00
"C-5072"		\$1,278,125.00	\$32,662,117.00	Research and Development	\$1,853,636,499.00
"2025-13"	-\$236.00	\$550,494.00	\$32,662,117.00	Research and Development	\$1,853,636,499.00
"CON015815"		\$29,600.00	\$32,662,117.00	Research and Development	\$1,853,636,499.00
"CON018043"		\$15,709.00	\$32,662,117.00	Research and Development	\$1,853,636,499.00
"431319"		\$35,537.00	\$32,662,117.00	Research and Development	\$1,853,636,499.00
"431544"		\$217,559.00	\$32,662,117.00	Research and Development	\$1,853,636,499.00
"431585"		\$41,929.00	\$32,662,117.00	Research and Development	\$1,853,636,499.00

**SCHEDULE OF EXPENDITURES OF FEDERAL AWARDS
FOR THE FISCAL YEAR ENDED JUNE 30, 2025**

Federal ALN Number	Federal Awarding Agency/Program Title	Additional Award Identification (Optional)	Name of Funder Pass-Through Entity
47.076	<i>STEM Education (formerly Education and Human Resources)</i>		<i>Kennesaw State University Research and Service Foundation</i>
47.076	<i>STEM Education (formerly Education and Human Resources)</i>		<i>Kennesaw State University Research and Service Foundation</i>
47.076	<i>STEM Education (formerly Education and Human Resources)</i>		<i>Kennesaw State University Research and Service Foundation</i>
47.076	<i>STEM Education (formerly Education and Human Resources)</i>		<i>Kennesaw State University Research and Service Foundation</i>
47.076	<i>STEM Education (formerly Education and Human Resources)</i>		<i>Kennesaw State University Research and Service Foundation</i>
47.076	<i>STEM Education (formerly Education and Human Resources)</i>		<i>Kennesaw State University Research and Service Foundation</i>
47.076	<i>STEM Education (formerly Education and Human Resources)</i>		<i>Kennesaw State University Research and Service Foundation</i>
47.076	<i>STEM Education (formerly Education and Human Resources)</i>		<i>Kennesaw State University Research and Service Foundation</i>
47.076	<i>STEM Education (formerly Education and Human Resources)</i>		<i>Kennesaw State University Research and Service Foundation</i>
47.076	<i>STEM Education (formerly Education and Human Resources)</i>		<i>Kennesaw State University Research and Service Foundation</i>
47.076	<i>STEM Education (formerly Education and Human Resources)</i>		<i>Kennesaw State University Research and Service Foundation</i>
47.076	<i>STEM Education (formerly Education and Human Resources)</i>		<i>Kennesaw State University Research and Service Foundation</i>
47.076	<i>STEM Education (formerly Education and Human Resources)</i>		<i>Kennesaw State University Research and Service Foundation</i>
47.076	<i>STEM Education (formerly Education and Human Resources)</i>		<i>Kennesaw State University Research and Service Foundation</i>
47.076	<i>STEM Education (formerly Education and Human Resources)</i>		<i>Kennesaw State University Research and Service Foundation</i>
47.076	<i>STEM Education (formerly Education and Human Resources)</i>		<i>Kent State University</i>
47.076	<i>STEM Education (formerly Education and Human Resources)</i>		<i>Old Dominion University Research Foundation</i>
47.076	<i>STEM Education (formerly Education and Human Resources)</i>		<i>Pennsylvania State University</i>
47.076	<i>STEM Education (formerly Education and Human Resources)</i>		<i>Portland State University</i>
47.076	<i>STEM Education (formerly Education and Human Resources)</i>		<i>Public Broadcasting Service</i>
47.076	<i>STEM Education (formerly Education and Human Resources)</i>		<i>Purdue University</i>
47.076	<i>STEM Education (formerly Education and Human Resources)</i>		<i>TERC, Inc.</i>
47.076	<i>STEM Education (formerly Education and Human Resources)</i>		<i>Texas A&M University</i>
47.076	<i>STEM Education (formerly Education and Human Resources)</i>		<i>University of Alabama</i>
47.076	<i>STEM Education (formerly Education and Human Resources)</i>		<i>University of Illinois</i>
47.076	<i>STEM Education (formerly Education and Human Resources)</i>		<i>University of Illinois at Urbana-Champaign</i>
47.076	<i>STEM Education (formerly Education and Human Resources)</i>		<i>University of Missouri</i>
47.076	<i>STEM Education (formerly Education and Human Resources)</i>		<i>University of New Mexico</i>
47.076	<i>STEM Education (formerly Education and Human Resources)</i>		<i>University of Southern California</i>
47.076	<i>STEM Education (formerly Education and Human Resources)</i>		<i>University of Southern California</i>
47.076	<i>STEM Education (formerly Education and Human Resources)</i>		<i>University of Texas at Austin</i>
47.076	<i>STEM Education (formerly Education and Human Resources)</i>		<i>University of Utah</i>
47.076	<i>STEM Education (formerly Education and Human Resources)</i>		<i>Vanderbilt University</i>
47.076	<i>STEM Education (formerly Education and Human Resources)</i>		<i>Virginia Polytechnic Institute and State University</i>
47.076	<i>STEM Education (formerly Education and Human Resources)</i>		<i>Kennesaw State University Research and Service Foundation</i>
47.076	<i>STEM Education (formerly Education and Human Resources)</i>		<i>Kennesaw State University Research and Service Foundation</i>
47.078	<i>Polar Programs</i>		<i>Kennesaw State University Research and Service Foundation</i>
47.078	<i>Polar Programs</i>		<i>Kennesaw State University Research and Service Foundation</i>
47.078	<i>Polar Programs</i>		<i>Kennesaw State University Research and Service Foundation</i>
47.079	<i>Office of International Science and Engineering</i>		<i>Georgia Southern University Research and Service Foundation, Inc.</i>
47.079	<i>Office of International Science and Engineering</i>		<i>Georgia Southern University Research and Service Foundation, Inc.</i>
47.079	<i>Office of International Science and Engineering</i>		<i>Georgia Southern University Research and Service Foundation, Inc.</i>
47.083	<i>Integrative Activities</i>		<i>Arizona State University</i>
47.083	<i>Integrative Activities</i>		<i>Eduworks Corporation</i>
47.083	<i>Integrative Activities</i>		<i>University of Maryland</i>
47.083	<i>Integrative Activities</i>		<i>University of Maryland</i>
47.083	<i>Integrative Activities</i>		<i>University of Maryland</i>
47.084	<i>NSF Technology, Innovation, and Partnerships</i>		<i>Earth Mapping International</i>
47.084	<i>NSF Technology, Innovation, and Partnerships</i>		<i>Emory University</i>

**Bolded and italicized award lines indicate pass-through funding.
The accompanying notes are an integral part of this schedule.**

State of Georgia

Identifying Number Assigned by Funder Pass-Through	Total Amount Provided to Sub-Recipients	Federal Expenditures	Federal Program Total	Cluster Name	Cluster Total
"431618"		-\$1.00	\$32,662,117.00	Research and Development	\$1,853,636,499.00
"431645"		\$72,665.00	\$32,662,117.00	Research and Development	\$1,853,636,499.00
"431648"		\$161,787.00	\$32,662,117.00	Research and Development	\$1,853,636,499.00
"431669"		\$32,088.00	\$32,662,117.00	Research and Development	\$1,853,636,499.00
"431685"		\$38,388.00	\$32,662,117.00	Research and Development	\$1,853,636,499.00
"431693"		\$48,897.00	\$32,662,117.00	Research and Development	\$1,853,636,499.00
"431712"		\$17,640.00	\$32,662,117.00	Research and Development	\$1,853,636,499.00
"431723"		\$32,667.00	\$32,662,117.00	Research and Development	\$1,853,636,499.00
"431726"		\$91,599.00	\$32,662,117.00	Research and Development	\$1,853,636,499.00
"431727"		\$33,499.00	\$32,662,117.00	Research and Development	\$1,853,636,499.00
"431729"		\$208,688.00	\$32,662,117.00	Research and Development	\$1,853,636,499.00
"431730"		\$89,301.00	\$32,662,117.00	Research and Development	\$1,853,636,499.00
"431747"		\$17,665.00	\$32,662,117.00	Research and Development	\$1,853,636,499.00
"431750"		\$155,905.00	\$32,662,117.00	Research and Development	\$1,853,636,499.00
"431755"		\$13,032.00	\$32,662,117.00	Research and Development	\$1,853,636,499.00
"431779"		\$11,511.00	\$32,662,117.00	Research and Development	\$1,853,636,499.00
"431812"		\$6,559.00	\$32,662,117.00	Research and Development	\$1,853,636,499.00
"402139-UGA"		\$61,347.00	\$32,662,117.00	Research and Development	\$1,853,636,499.00
"CON018869"		\$29,838.00	\$32,662,117.00	Research and Development	\$1,853,636,499.00
"DUE-2229983"		\$94,874.00	\$32,662,117.00	Research and Development	\$1,853,636,499.00
"CON015482"		\$6,421.00	\$32,662,117.00	Research and Development	\$1,853,636,499.00
"2120006"		\$56,415.00	\$32,662,117.00	Research and Development	\$1,853,636,499.00
"10001843009"		\$75,092.00	\$32,662,117.00	Research and Development	\$1,853,636,499.00
"12141"		\$39,654.00	\$32,662,117.00	Research and Development	\$1,853,636,499.00
"M2304224"		\$156,970.00	\$32,662,117.00	Research and Development	\$1,853,636,499.00
"CON018803"		\$86,804.00	\$32,662,117.00	Research and Development	\$1,853,636,499.00
"20331"		\$29,968.00	\$32,662,117.00	Research and Development	\$1,853,636,499.00
"140945"		\$3,170.00	\$32,662,117.00	Research and Development	\$1,853,636,499.00
"C000866952"		\$73,487.00	\$32,662,117.00	Research and Development	\$1,853,636,499.00
"03633987DK"		\$6,890.00	\$32,662,117.00	Research and Development	\$1,853,636,499.00
"109196415"		\$3,940.00	\$32,662,117.00	Research and Development	\$1,853,636,499.00
"SCON-00005359"		\$97,485.00	\$32,662,117.00	Research and Development	\$1,853,636,499.00
"UTA18001293"		\$2,734.00	\$32,662,117.00	Research and Development	\$1,853,636,499.00
"10051874UG"		\$658.00	\$32,662,117.00	Research and Development	\$1,853,636,499.00
"CON014285"		\$62,268.00	\$32,662,117.00	Research and Development	\$1,853,636,499.00
"28151"		\$1,707.00	\$32,662,117.00	Research and Development	\$1,853,636,499.00
		\$5,442,983.00	\$32,662,117.00	Research and Development	\$1,853,636,499.00
	\$1,061,748.00	\$22,626,888.00	\$32,662,117.00	Research and Development	\$1,853,636,499.00
"431692"		\$54,204.00	\$996,328.00	Research and Development	\$1,853,636,499.00
		\$648,448.00	\$996,328.00	Research and Development	\$1,853,636,499.00
	\$19,283.00	\$293,676.00	\$996,328.00	Research and Development	\$1,853,636,499.00
"2025-14"		\$101,458.00	\$946,035.00	Research and Development	\$1,853,636,499.00
		\$613,227.00	\$946,035.00	Research and Development	\$1,853,636,499.00
	\$73,533.00	\$231,350.00	\$946,035.00	Research and Development	\$1,853,636,499.00
"CON012160"		\$43,221.00	\$1,057,918.00	Research and Development	\$1,853,636,499.00
"145137"		-\$64.00	\$1,057,918.00	Research and Development	\$1,853,636,499.00
"148432"		-\$1,958.00	\$1,057,918.00	Research and Development	\$1,853,636,499.00
		\$400,827.00	\$1,057,918.00	Research and Development	\$1,853,636,499.00
	\$19,452.00	\$615,892.00	\$1,057,918.00	Research and Development	\$1,853,636,499.00
"01-2023"		\$12,594.00	\$4,621,333.00	Research and Development	\$1,853,636,499.00
"A825292"		\$145,428.00	\$4,621,333.00	Research and Development	\$1,853,636,499.00

**SCHEDULE OF EXPENDITURES OF FEDERAL AWARDS
FOR THE FISCAL YEAR ENDED JUNE 30, 2025**

Federal ALN Number	Federal Awarding Agency/Program Title	Additional Award Identification (Optional)	Name of Funder Pass-Through Entity
<i>47.084</i>	<i>NSF Technology, Innovation, and Partnerships</i>		<i>HudsonAlpha Institute for Biotechnology</i>
<i>47.084</i>	<i>NSF Technology, Innovation, and Partnerships</i>		<i>InversAI, Inc.</i>
<i>47.084</i>	<i>NSF Technology, Innovation, and Partnerships</i>		<i>Kennesaw State University Research and Service Foundation</i>
<i>47.084</i>	<i>NSF Technology, Innovation, and Partnerships</i>		<i>Kennesaw State University Research and Service Foundation</i>
<i>47.084</i>	<i>NSF Technology, Innovation, and Partnerships</i>		<i>Lehigh University</i>
<i>47.084</i>	<i>NSF Technology, Innovation, and Partnerships</i>		<i>Lehigh University</i>
<i>47.084</i>	<i>NSF Technology, Innovation, and Partnerships</i>		<i>Massachusetts Institute of Technology</i>
<i>47.084</i>	<i>NSF Technology, Innovation, and Partnerships</i>		<i>Pennsylvania State University</i>
<i>47.084</i>	<i>NSF Technology, Innovation, and Partnerships</i>		<i>TEGA Therapeutics, Inc.</i>
<i>47.084</i>	<i>NSF Technology, Innovation, and Partnerships</i>		<i>University of Alabama</i>
<i>47.084</i>	<i>NSF Technology, Innovation, and Partnerships</i>		<i>University of Chicago</i>
47.084	NSF Technology, Innovation, and Partnerships		
47.084	NSF Technology, Innovation, and Partnerships		
	NATIONAL SCIENCE FOUNDATION PERSONNEL MOBILITY PROGRAM AUTHORIZED BY TITLE IV OF THE INTERGOVERNMENTAL PERSONNEL ACT (IPA)	2300601	
<i>47.RD</i>	<i>Incubating the Use of Artificial Intelligence for Conduc</i>	<i>CON019157a</i>	<i>American Institutes for Research</i>
	Intergovernmental Personnel Assignment Agreement between GSU and National Science Foundation for GSU employee to work on behalf of federal agency	CON020280	
47.RD	agency	CON020280	
Total National Science Foundation			
Office of the Director of National Intelligence			
<i>54.001</i>	<i>Intelligence Community Centers for Academic Excellence</i>		<i>Arizona State University</i>
<i>54.001</i>	<i>Intelligence Community Centers for Academic Excellence</i>		<i>SRI International</i>
<i>54.001</i>	<i>Intelligence Community Centers for Academic Excellence</i>		<i>University of Maryland</i>
54.001	Intelligence Community Centers for Academic Excellence		
Total Office of the Director of National Intelligence			
Small Business Administration			
<i>59.037</i>	<i>Small Business Development Centers</i>		<i>Georgia Southern University Research and Service Foundation, Inc.</i>
<i>59.037</i>	<i>Small Business Development Centers</i>		<i>Kennesaw State University Research and Service Foundation</i>
<i>59.037</i>	<i>Small Business Development Centers</i>		<i>Kennesaw State University Research and Service Foundation</i>
59.037	Small Business Development Centers		
59.044	Veterans Outreach Program		
59.058	Federal and State Technology Partnership Program		
59.059	Congressional Grants		
59.059	Congressional Grants		
59.061	State Trade Expansion		
Total Small Business Administration			
Department of Veterans Affairs			
64.015	Veterans State Nursing Home Care		
64.028	Post-9/11 Veterans Educational Assistance		
64.054	Research and Development		
64.054	Research and Development		
<i>64.055</i>	<i>Staff Sergeant Parker Gordon Fox Suicide Prevention Grant Program</i>		<i>Kennesaw State University Research and Service Foundation</i>
64.055	Staff Sergeant Parker Gordon Fox Suicide Prevention Grant Program		
64.057	Suicide Mortality Review Cooperative Agreements		
64.101	Burial Expenses Allowance for Veterans		
64.120	Post-Vietnam Era Veterans' Educational Assistance		
64.203	Veterans Cemetery Grants Program		
<i>64.204</i>	<i>Veterans Legacy Grants Program</i>		<i>Kennesaw State University Research and Service Foundation</i>
64.RD	Core Lab and Services Contract - Bollag	36C24E19D0005	
64.RD	CHARLIE NORWOOD VA MEDICAL CENTER PERSONNEL MOBILITY PROGRAM AUTHORIZED BY TITLE IV OF THE INTERGOVERNMENTAL PERSONNEL ACT (IPA)	509D35004	
64.RD	Intergovernmental Personnel Assignment Agreement between GSU and Dept of Veterans Affairs for GSU employee to work on behalf of federal agency	CON014968	
64.RD	Intergovernmental Personnel Assignment Agreement between GSU and Dept of Veterans Affairs for GSU employee to work on behalf of federal agency	CON017757	

**Bolded and italicized award lines indicate pass-through funding.
The accompanying notes are an integral part of this schedule.**

State of Georgia

Identifying Number Assigned by Funder Pass-Through	Total Amount Provided to Sub-Recipients	Federal Expenditures	Federal Program Total	Cluster Name	Cluster Total
"20000.105.01-SUBUGA"		\$38,806.00	\$4,621,333.00	Research and Development	\$1,853,636,499.00
"FP00025886"		\$16,442.00	\$4,621,333.00	Research and Development	\$1,853,636,499.00
"431759"		\$11,747.00	\$4,621,333.00	Research and Development	\$1,853,636,499.00
"431816"		\$11,528.00	\$4,621,333.00	Research and Development	\$1,853,636,499.00
"204804"		-\$638.00	\$4,621,333.00	Research and Development	\$1,853,636,499.00
"208222"		\$229,887.00	\$4,621,333.00	Research and Development	\$1,853,636,499.00
"154219"		\$55,691.00	\$4,621,333.00	Research and Development	\$1,853,636,499.00
"151442"		\$126.00	\$4,621,333.00	Research and Development	\$1,853,636,499.00
"AWD00016453"		\$42,484.00	\$4,621,333.00	Research and Development	\$1,853,636,499.00
"A2304705002"		\$85,078.00	\$4,621,333.00	Research and Development	\$1,853,636,499.00
"CON019217"		\$37,347.00	\$4,621,333.00	Research and Development	\$1,853,636,499.00
	\$493,901.00	\$1,962,593.00	\$4,621,333.00	Research and Development	\$1,853,636,499.00
		\$182,577.00	\$276,161.00	Research and Development	\$1,853,636,499.00
"CON019157"		\$2,985.00	\$276,161.00	Research and Development	\$1,853,636,499.00
		\$90,599.00	\$276,161.00	Research and Development	\$1,853,636,499.00
	\$17,203,077.00	\$180,986,043.00			
"148636"		\$529.00	\$1,379,016.00	Research and Development	\$1,853,636,499.00
"150801"		-\$6,294.00	\$1,379,016.00	Research and Development	\$1,853,636,499.00
"152825"		\$11,243.00	\$1,379,016.00	Research and Development	\$1,853,636,499.00
	\$100,405.00	\$1,373,538.00	\$1,379,016.00	Research and Development	\$1,853,636,499.00
	\$100,405.00	\$1,379,016.00			
"2025-15"		\$161,182.00	\$5,056,387.00	N/A	\$0.00
"431751"		\$194,143.00	\$5,056,387.00	N/A	\$0.00
"431800"		\$215,221.00	\$5,056,387.00	N/A	\$0.00
	\$353,827.00	\$4,485,841.00	\$5,056,387.00	N/A	\$0.00
		\$433,297.00	\$433,297.00	N/A	\$0.00
		\$66,053.00	\$66,053.00	Research and Development	\$1,853,636,499.00
		\$470,761.00	\$598,137.00	N/A	\$0.00
		\$127,376.00	\$598,137.00	Research and Development	\$1,853,636,499.00
		\$117,379.00	\$117,379.00	N/A	\$0.00
	\$353,827.00	\$6,271,253.00			
		\$23,634,400.00	\$23,634,400.00	N/A	\$0.00
		\$1,788,408.00	\$1,788,408.00	N/A	\$0.00
		\$66,528.00	\$189,111.00	N/A	\$0.00
		\$122,583.00	\$189,111.00	Research and Development	\$1,853,636,499.00
"431679"		\$486,977.00	\$1,221,341.00	N/A	\$0.00
		\$734,364.00	\$1,221,341.00	N/A	\$0.00
		\$358,005.00	\$358,005.00	N/A	\$0.00
		\$347,513.00	\$347,513.00	N/A	\$0.00
		\$973,367.00	\$973,367.00	N/A	\$0.00
		\$7,087,973.00	\$7,087,973.00	N/A	\$0.00
"431770"		\$126,002.00	\$126,002.00	Research and Development	\$1,853,636,499.00
		-\$25.00	\$378,387.00	Research and Development	\$1,853,636,499.00
		\$21,980.00	\$378,387.00	Research and Development	\$1,853,636,499.00
		\$45,684.00	\$378,387.00	Research and Development	\$1,853,636,499.00
		\$36,450.00	\$378,387.00	Research and Development	\$1,853,636,499.00

**SCHEDULE OF EXPENDITURES OF FEDERAL AWARDS
FOR THE FISCAL YEAR ENDED JUNE 30, 2025**

Federal ALN Number	Federal Awarding Agency/Program Title	Additional Award Identification (Optional)	Name of Funder Pass-Through Entity
64.RD	AURI/VA Core Lab Services	CONTRACT #: 36C24E24D0014	
64.RD	<i>Enhancing Self-regulation through Acceptance and Commitment Training (PROACT)</i>	<i>KSURSF/ARI/PROACT</i>	<i>Kennesaw State University Research and Service Foundation</i>
64.RD	<i>Let's Connect Summit, GDVS</i>	<i>KSURSF/GDVS/CONNECTSUM</i>	<i>Kennesaw State University Research and Service Foundation</i>
64.RD	<i>Expansion of the Georgia Suicide Mortality Review Boards: A Focus on Veterans</i>	<i>MIT</i>	<i>Kennesaw State University Research and Service Foundation</i>
64.RD	<i>Army Research Institute W911NF24C0071</i>	<i>KSURSF/GDVS/SMRC</i>	<i>Kennesaw State University Research and Service Foundation</i>
64.RD	Non-Affiliate Use of Core Labs	ORDER NO. 36C24E20N0025	
64.U19	Research Contract for AU Research Support Personne	TASK ORDER 36C24E23N0259	
Total Department of Veterans Affairs			
Environmental Protection Agency			
66.032	State and Tribal Indoor Radon Grants		
66.034	Surveys, Studies, Research, Investigations, Demonstrations, and Special Purpose Activities Relating to the Clean Air Act		
66.040	Diesel Emissions Reduction Act (DERA) State Grants		
66.046	Climate Pollution Reduction Grants		
66.051	Clean Ports Program		
66.309	<i>Surveys, Studies, Investigations, Training and Special Purpose Activities Relating to Environmental Justice</i>		<i>Research Triangle Institute</i>
66.419	Water Pollution Control State, Interstate, and Tribal Program Support		
66.433	State Underground Water Source Protection		
66.436	<i>Surveys, Studies, Investigations, Demonstrations, and Training Grants and Cooperative Agreements - Section 104(b)(3) of the Clean Water Act</i>		<i>Georgia Southern University Research and Service Foundation, Inc.</i>
66.440	Urban Waters Small Grants		
66.442	Water Infrastructure Improvements for the Nation Small and Underserved Communities Emerging Contaminants Grant Program		
66.444	Voluntary School and Child Care Lead Testing and Reduction Grant Program (SDWA 1464(d))		
66.445	<i>Innovative Water Infrastructure Workforce Development Program (SDWA 1459E)</i>		<i>The Water Tower Institute, Inc.</i>
66.454	Water Quality Management Planning		
66.458	Clean Water State Revolving Fund		
66.460	Nonpoint Source Implementation Grants		
66.468	Drinking Water State Revolving Fund		
66.472	Beach Monitoring and Notification Program Implementation Grants		
66.509	<i>Science To Achieve Results (STAR) Research Program</i>		<i>Ohio State University</i>
66.509	<i>Science To Achieve Results (STAR) Research Program</i>		<i>Texas Tech University Health Sciences Center</i>
66.509	Science To Achieve Results (STAR) Research Program		
66.511	<i>Office of Research and Development Consolidated Research/Training/Fellowships</i>		<i>Florida A&M University</i>
66.511	<i>Office of Research and Development Consolidated Research/Training/Fellowships</i>		<i>Health Effects Institute</i>
66.511	<i>Office of Research and Development Consolidated Research/Training/Fellowships</i>		<i>Michigan State University</i>
66.511	Office of Research and Development Consolidated		
66.511	Research/Training/Fellowships		
66.511	Office of Research and Development Consolidated		
66.511	Research/Training/Fellowships		
66.516	<i>P3 Award: National Student Design Competition for Sustainability</i>		<i>Georgia Southern University Research and Service Foundation, Inc.</i>
66.605	Performance Partnership Grants		
66.708	Pollution Prevention Grants Program		
66.714	Pesticide Environmental Stewardship Program (PESP) Grants		
66.802	Superfund State, Political Subdivision, and Indian Tribe Site-Specific Cooperative Agreements		
66.804	Underground Storage Tank (UST) Prevention, Detection, and Compliance Program		
66.805	Leaking Underground Storage Tank Trust Fund Corrective Action Program		
66.808	<i>Solid Waste Management Assistance Grants</i>		<i>Georgia Southern University Research and Service Foundation, Inc.</i>
66.808	Solid Waste Management Assistance Grants		
66.809	Superfund State and Indian Tribe Core Program Cooperative Agreements		
66.817	State and Tribal Response Program Grants		

**Bolded and italicized award lines indicate pass-through funding.
The accompanying notes are an integral part of this schedule.**

State of Georgia

Identifying Number Assigned by Funder Pass-Through	Total Amount Provided to Sub-Recipients	Federal Expenditures	Federal Program Total	Cluster Name	Cluster Total
		\$148,670.00	\$378,387.00	Research and Development	\$1,853,636,499.00
"431801"		\$11,812.00	\$378,387.00	Research and Development	\$1,853,636,499.00
"431741"		\$47,307.00	\$378,387.00	Research and Development	\$1,853,636,499.00
"431799"		\$21,982.00	\$378,387.00	Research and Development	\$1,853,636,499.00
"431817"		\$43,875.00	\$378,387.00	Research and Development	\$1,853,636,499.00
		\$652.00	\$378,387.00	Research and Development	\$1,853,636,499.00
		\$621,893.00	\$621,893.00	N/A	\$0.00
	\$0.00	\$36,726,400.00			
		\$180,873.00	\$180,873.00	Research and Development	\$1,853,636,499.00
		\$869,094.00	\$869,094.00	N/A	\$0.00
		\$557,775.00	\$557,775.00	N/A	\$0.00
		\$797,755.00	\$797,755.00	N/A	\$0.00
		\$6,833.00	\$6,833.00	N/A	\$0.00
"8-310-0219134-67610L"		\$168,587.00	\$168,587.00	Research and Development	\$1,853,636,499.00
		\$193,153.00	\$193,153.00	N/A	\$0.00
		\$111,543.00	\$111,543.00	N/A	\$0.00
"39G1882"	\$4,836.00	\$18,027.00	\$18,027.00	Research and Development	\$1,853,636,499.00
		-\$1,648.00	-\$1,648.00	Research and Development	\$1,853,636,499.00
	\$1,156,628.00	\$1,156,628.00	\$1,156,628.00	N/A	\$0.00
	\$1,176,960.00	\$1,176,960.00	\$1,176,960.00	N/A	\$0.00
"84098501"		\$32,468.00	\$32,468.00	N/A	\$0.00
		\$643,711.00	\$643,711.00	N/A	\$0.00
	\$59,302,845.00	\$59,302,845.00	\$59,302,845.00	N/A	\$0.00
		\$5,965,741.00	\$5,965,741.00	N/A	\$0.00
	\$61,713,168.00	\$72,494,034.00	\$72,494,034.00	N/A	\$0.00
		\$265,155.00	\$265,155.00	N/A	\$0.00
"SPC-1000005376/ GR124552"		\$369.00	\$848,509.00	Research and Development	\$1,853,636,499.00
"CON017101"		\$64,979.00	\$848,509.00	Research and Development	\$1,853,636,499.00
		\$783,161.00	\$848,509.00	Research and Development	\$1,853,636,499.00
"150099"		\$2,194.00	\$1,633,335.00	Research and Development	\$1,853,636,499.00
"211106"		\$222,422.00	\$1,633,335.00	Research and Development	\$1,853,636,499.00
"RC112945B"		\$77,885.00	\$1,633,335.00	Research and Development	\$1,853,636,499.00
		\$124,737.00	\$1,633,335.00	Research and Development	\$1,853,636,499.00
	\$473,233.00	\$1,206,097.00	\$1,633,335.00	Research and Development	\$1,853,636,499.00
"39G5317"		\$11,684.00	\$11,684.00	Research and Development	\$1,853,636,499.00
		\$13,500,189.00	\$13,500,189.00	N/A	\$0.00
		\$112,984.00	\$112,984.00	N/A	\$0.00
		\$40,000.00	\$40,000.00	N/A	\$0.00
		\$89,937.00	\$89,937.00	N/A	\$0.00
		\$823,992.00	\$823,992.00	N/A	\$0.00
		\$1,648,810.00	\$1,648,810.00	N/A	\$0.00
"39G3021"		\$117,084.00	\$157,283.00	Research and Development	\$1,853,636,499.00
		\$40,199.00	\$157,283.00	Research and Development	\$1,853,636,499.00
		\$38,103.00	\$38,103.00	N/A	\$0.00
		\$1,498,530.00	\$1,498,530.00	N/A	\$0.00

Identifying Number Assigned by Funder Pass-Through	Total Amount Provided to Sub-Recipients	Federal Expenditures	Federal Program Total	Cluster Name	Cluster Total
		\$356,788.00	\$356,788.00	N/A	\$0.00
		\$274,833.00	\$274,833.00	N/A	\$0.00
"431720"		\$2,112.00	\$2,112.00	Research and Development	\$1,853,636,499.00
"CPRS-0033/126"		\$11,397.00	\$48,106.00	Research and Development	\$1,853,636,499.00
"68HER24F0367 TD3"		\$36,709.00	\$48,106.00	Research and Development	\$1,853,636,499.00
	\$123,827,670.00	\$165,024,729.00			
		\$340,980.00	\$340,980.00	Research and Development	\$1,853,636,499.00
	\$0.00	\$340,980.00			
	\$53,481.00	\$1,073,523.00	\$1,073,523.00	Research and Development	\$1,853,636,499.00
	\$2,952,698.00	\$13,208,438.00	\$13,208,438.00	Research and Development	\$1,853,636,499.00
	\$10,992,767.00	\$12,415,585.00	\$12,415,585.00	N/A	\$0.00
"212006"		\$162,280.00	\$45,086,447.00	N/A	\$0.00
"140152"		\$2,787.00	\$45,086,447.00	N/A	\$0.00
		\$94,300.00	\$45,086,447.00	N/A	\$0.00
"151307"		\$27,117.00	\$45,086,447.00	Research and Development	\$1,853,636,499.00
"139114"		\$18.00	\$45,086,447.00	Research and Development	\$1,853,636,499.00
"150341"		\$12,828.00	\$45,086,447.00	Research and Development	\$1,853,636,499.00
"151836"		\$101,274.00	\$45,086,447.00	Research and Development	\$1,853,636,499.00
"152409"		\$195,377.00	\$45,086,447.00	Research and Development	\$1,853,636,499.00
"644573"		\$1.00	\$45,086,447.00	Research and Development	\$1,853,636,499.00
"792871"		\$13,044.00	\$45,086,447.00	Research and Development	\$1,853,636,499.00
"5592652"		\$95,741.00	\$45,086,447.00	Research and Development	\$1,853,636,499.00
"RCAPR000187600A"		\$31,680.00	\$45,086,447.00	Research and Development	\$1,853,636,499.00
"4300172993"		\$15.00	\$45,086,447.00	Research and Development	\$1,853,636,499.00
"4300181384"		\$496,217.00	\$45,086,447.00	Research and Development	\$1,853,636,499.00
"AWARD_CONTRACT-3-13034"		\$39,495.00	\$45,086,447.00	Research and Development	\$1,853,636,499.00
"R1310"		-\$509.00	\$45,086,447.00	Research and Development	\$1,853,636,499.00
"114668"		\$105,999.00	\$45,086,447.00	Research and Development	\$1,853,636,499.00
"140389"		\$112.00	\$45,086,447.00	Research and Development	\$1,853,636,499.00
"149077"		\$213,214.00	\$45,086,447.00	Research and Development	\$1,853,636,499.00
"2025-16"		\$74,993.00	\$45,086,447.00	Research and Development	\$1,853,636,499.00
"152682"		\$210,627.00	\$45,086,447.00	Research and Development	\$1,853,636,499.00
"75899"		\$169,743.00	\$45,086,447.00	Research and Development	\$1,853,636,499.00
"PO-N000049175"		\$415,626.00	\$45,086,447.00	Research and Development	\$1,853,636,499.00
"PO-N000056386"		\$158,400.00	\$45,086,447.00	Research and Development	\$1,853,636,499.00
"N000037174"		\$3,545.00	\$45,086,447.00	Research and Development	\$1,853,636,499.00
"143112"		\$9,331.00	\$45,086,447.00	Research and Development	\$1,853,636,499.00
"146320"		\$5,110.00	\$45,086,447.00	Research and Development	\$1,853,636,499.00
"148965"		\$29,457.00	\$45,086,447.00	Research and Development	\$1,853,636,499.00
"204382"		\$161,217.00	\$45,086,447.00	Research and Development	\$1,853,636,499.00
"204383"		\$134,330.00	\$45,086,447.00	Research and Development	\$1,853,636,499.00
"210623"		\$24,989.00	\$45,086,447.00	Research and Development	\$1,853,636,499.00
"214787"		\$151,406.00	\$45,086,447.00	Research and Development	\$1,853,636,499.00
"216291"		\$35,464.00	\$45,086,447.00	Research and Development	\$1,853,636,499.00
"142415"		\$182,264.00	\$45,086,447.00	Research and Development	\$1,853,636,499.00
"431802"		\$23,793.00	\$45,086,447.00	Research and Development	\$1,853,636,499.00
"431803"		\$18,848.00	\$45,086,447.00	Research and Development	\$1,853,636,499.00
"213072"		\$144,304.00	\$45,086,447.00	Research and Development	\$1,853,636,499.00
"135723"		-\$9,482.00	\$45,086,447.00	Research and Development	\$1,853,636,499.00
"142300"		\$1,796.00	\$45,086,447.00	Research and Development	\$1,853,636,499.00
"149429"		\$112,955.00	\$45,086,447.00	Research and Development	\$1,853,636,499.00
"150218"		\$114,300.00	\$45,086,447.00	Research and Development	\$1,853,636,499.00
"150534"		\$138,164.00	\$45,086,447.00	Research and Development	\$1,853,636,499.00
"209931"		\$33,513.00	\$45,086,447.00	Research and Development	\$1,853,636,499.00

**SCHEDULE OF EXPENDITURES OF FEDERAL AWARDS
FOR THE FISCAL YEAR ENDED JUNE 30, 2025**

Federal ALN Number	Federal Awarding Agency/Program Title	Additional Award Identification (Optional)	Name of Funder Pass-Through Entity
<i>81.049</i>	<i>Office of Science Financial Assistance Program</i>		<i>Lawrence Livermore National Laboratory</i>
<i>81.049</i>	<i>Office of Science Financial Assistance Program</i>		<i>Lawrence Livermore National Laboratory</i>
<i>81.049</i>	<i>Office of Science Financial Assistance Program</i>		<i>Lawrence Livermore National Laboratory</i>
<i>81.049</i>	<i>Office of Science Financial Assistance Program</i>		<i>Lawrence Livermore National Laboratory</i>
<i>81.049</i>	<i>Office of Science Financial Assistance Program</i>		<i>Lawrence Livermore National Laboratory</i>
<i>81.049</i>	<i>Office of Science Financial Assistance Program</i>		<i>Lawrence Livermore National Laboratory</i>
<i>81.049</i>	<i>Office of Science Financial Assistance Program</i>		<i>Lawrence Livermore National Laboratory</i>
<i>81.049</i>	<i>Office of Science Financial Assistance Program</i>		<i>Lawrence Livermore National Laboratory</i>
<i>81.049</i>	<i>Office of Science Financial Assistance Program</i>		<i>Lawrence Livermore National Laboratory</i>
<i>81.049</i>	<i>Office of Science Financial Assistance Program</i>		<i>Leidos, Inc.</i>
<i>81.049</i>	<i>Office of Science Financial Assistance Program</i>		<i>Los Alamos National Laboratory</i>
<i>81.049</i>	<i>Office of Science Financial Assistance Program</i>		<i>Los Alamos National Laboratory</i>
<i>81.049</i>	<i>Office of Science Financial Assistance Program</i>		<i>Los Alamos National Laboratory</i>
<i>81.049</i>	<i>Office of Science Financial Assistance Program</i>		<i>Los Alamos National Laboratory</i>
<i>81.049</i>	<i>Office of Science Financial Assistance Program</i>		<i>Los Alamos National Laboratory</i>
<i>81.049</i>	<i>Office of Science Financial Assistance Program</i>		<i>Los Alamos National Laboratory</i>
<i>81.049</i>	<i>Office of Science Financial Assistance Program</i>		<i>Los Alamos National Laboratory</i>
<i>81.049</i>	<i>Office of Science Financial Assistance Program</i>		<i>Los Alamos National Laboratory</i>
<i>81.049</i>	<i>Office of Science Financial Assistance Program</i>		<i>Massachusetts Institute of Technology</i>
<i>81.049</i>	<i>Office of Science Financial Assistance Program</i>		<i>Massachusetts Institute of Technology</i>
<i>81.049</i>	<i>Office of Science Financial Assistance Program</i>		<i>Massachusetts Institute of Technology</i>
<i>81.049</i>	<i>Office of Science Financial Assistance Program</i>		<i>National Renewable Energy Laboratory</i>
<i>81.049</i>	<i>Office of Science Financial Assistance Program</i>		<i>National Renewable Energy Laboratory</i>
<i>81.049</i>	<i>Office of Science Financial Assistance Program</i>		<i>National Renewable Energy Laboratory</i>
<i>81.049</i>	<i>Office of Science Financial Assistance Program</i>		<i>National Renewable Energy Laboratory</i>
<i>81.049</i>	<i>Office of Science Financial Assistance Program</i>		<i>National Renewable Energy Laboratory</i>
<i>81.049</i>	<i>Office of Science Financial Assistance Program</i>		<i>New York University</i>
<i>81.049</i>	<i>Office of Science Financial Assistance Program</i>		<i>Oak Ridge National Laboratory</i>
<i>81.049</i>	<i>Office of Science Financial Assistance Program</i>		<i>Pacific Northwest National Laboratory</i>
<i>81.049</i>	<i>Office of Science Financial Assistance Program</i>		<i>Pacific Northwest National Laboratory</i>
<i>81.049</i>	<i>Office of Science Financial Assistance Program</i>		<i>Pacific Northwest National Laboratory</i>
<i>81.049</i>	<i>Office of Science Financial Assistance Program</i>		<i>Pacific Northwest National Laboratory</i>
<i>81.049</i>	<i>Office of Science Financial Assistance Program</i>		<i>Pennsylvania State University</i>
<i>81.049</i>	<i>Office of Science Financial Assistance Program</i>		<i>Pennsylvania State University</i>
<i>81.049</i>	<i>Office of Science Financial Assistance Program</i>		<i>Quest Renewables</i>
<i>81.049</i>	<i>Office of Science Financial Assistance Program</i>		<i>Saint-Gobain Research North America</i>
<i>81.049</i>	<i>Office of Science Financial Assistance Program</i>		<i>Sandia National Laboratories</i>
<i>81.049</i>	<i>Office of Science Financial Assistance Program</i>		<i>Sandia National Laboratories</i>
<i>81.049</i>	<i>Office of Science Financial Assistance Program</i>		<i>Sandia National Laboratories</i>
<i>81.049</i>	<i>Office of Science Financial Assistance Program</i>		<i>Sandia National Laboratories</i>
<i>81.049</i>	<i>Office of Science Financial Assistance Program</i>		<i>Sandia National Laboratories</i>
<i>81.049</i>	<i>Office of Science Financial Assistance Program</i>		<i>Sandia National Laboratories</i>
<i>81.049</i>	<i>Office of Science Financial Assistance Program</i>		<i>Sandia National Laboratories</i>
<i>81.049</i>	<i>Office of Science Financial Assistance Program</i>		<i>Sandia National Laboratories</i>
<i>81.049</i>	<i>Office of Science Financial Assistance Program</i>		<i>Sandia National Laboratories</i>
<i>81.049</i>	<i>Office of Science Financial Assistance Program</i>		<i>Sandia National Laboratories</i>
<i>81.049</i>	<i>Office of Science Financial Assistance Program</i>		<i>Sandia National Laboratories</i>
<i>81.049</i>	<i>Office of Science Financial Assistance Program</i>		<i>Sandia National Laboratories</i>
<i>81.049</i>	<i>Office of Science Financial Assistance Program</i>		<i>Sandia National Laboratories</i>
<i>81.049</i>	<i>Office of Science Financial Assistance Program</i>		<i>Sandia National Laboratories</i>
<i>81.049</i>	<i>Office of Science Financial Assistance Program</i>		<i>Sandia National Laboratories</i>
<i>81.049</i>	<i>Office of Science Financial Assistance Program</i>		<i>Sandia National Laboratories</i>
<i>81.049</i>	<i>Office of Science Financial Assistance Program</i>		<i>Sandia National Laboratories</i>
<i>81.049</i>	<i>Office of Science Financial Assistance Program</i>		<i>Sandia National Laboratories</i>
<i>81.049</i>	<i>Office of Science Financial Assistance Program</i>		<i>Sandia National Laboratories</i>

**Bolded and italicized award lines indicate pass-through funding.
The accompanying notes are an integral part of this schedule.**

State of Georgia

Identifying Number Assigned by Funder Pass-Through	Total Amount Provided to Sub-Recipients	Federal Expenditures	Federal Program Total	Cluster Name	Cluster Total
"144947"		\$106,507.00	\$45,086,447.00	Research and Development	\$1,853,636,499.00
"150786"		\$81,874.00	\$45,086,447.00	Research and Development	\$1,853,636,499.00
"210183"		\$91,431.00	\$45,086,447.00	Research and Development	\$1,853,636,499.00
"210989"		\$36,857.00	\$45,086,447.00	Research and Development	\$1,853,636,499.00
"211977"		\$76,257.00	\$45,086,447.00	Research and Development	\$1,853,636,499.00
"217301"		\$38,108.00	\$45,086,447.00	Research and Development	\$1,853,636,499.00
"217717"		\$16,835.00	\$45,086,447.00	Research and Development	\$1,853,636,499.00
"220345"		\$601.00	\$45,086,447.00	Research and Development	\$1,853,636,499.00
"220351"		\$318,594.00	\$45,086,447.00	Research and Development	\$1,853,636,499.00
"141543"		\$39,076.00	\$45,086,447.00	Research and Development	\$1,853,636,499.00
"140915"		\$14,561.00	\$45,086,447.00	Research and Development	\$1,853,636,499.00
"147667"		\$31,865.00	\$45,086,447.00	Research and Development	\$1,853,636,499.00
"147801"		\$40,186.00	\$45,086,447.00	Research and Development	\$1,853,636,499.00
"202462"		\$668,367.00	\$45,086,447.00	Research and Development	\$1,853,636,499.00
"207286"		\$70,463.00	\$45,086,447.00	Research and Development	\$1,853,636,499.00
"213419"		\$72,172.00	\$45,086,447.00	Research and Development	\$1,853,636,499.00
"217535"		\$51,150.00	\$45,086,447.00	Research and Development	\$1,853,636,499.00
"C2103-547813-CW16680-EP50639"		\$4,166.00	\$45,086,447.00	Research and Development	\$1,853,636,499.00
"C33332"		\$321,677.00	\$45,086,447.00	Research and Development	\$1,853,636,499.00
"CW19783"		\$1,650,063.00	\$45,086,447.00	Research and Development	\$1,853,636,499.00
"144445"		\$435,451.00	\$45,086,447.00	Research and Development	\$1,853,636,499.00
"SS360PO849027"		\$52,493.00	\$45,086,447.00	Research and Development	\$1,853,636,499.00
"S6183 PO978141"		-\$31,406.00	\$45,086,447.00	Research and Development	\$1,853,636,499.00
"207061"		\$48,730.00	\$45,086,447.00	Research and Development	\$1,853,636,499.00
"211494"		\$165,411.00	\$45,086,447.00	Research and Development	\$1,853,636,499.00
"211629"		\$114,430.00	\$45,086,447.00	Research and Development	\$1,853,636,499.00
"217012"		\$53,240.00	\$45,086,447.00	Research and Development	\$1,853,636,499.00
"153851"		\$197,571.00	\$45,086,447.00	Research and Development	\$1,853,636,499.00
"4000230500"		\$16,651.00	\$45,086,447.00	Research and Development	\$1,853,636,499.00
"146368"		\$103,892.00	\$45,086,447.00	Research and Development	\$1,853,636,499.00
"152233"		\$30,763.00	\$45,086,447.00	Research and Development	\$1,853,636,499.00
"206025"		\$11,137.00	\$45,086,447.00	Research and Development	\$1,853,636,499.00
"211749"		\$127,314.00	\$45,086,447.00	Research and Development	\$1,853,636,499.00
"150956"		\$97,041.00	\$45,086,447.00	Research and Development	\$1,853,636,499.00
"151398"		\$223,478.00	\$45,086,447.00	Research and Development	\$1,853,636,499.00
"203641"		\$61,179.00	\$45,086,447.00	Research and Development	\$1,853,636,499.00
"145940"		\$213,769.00	\$45,086,447.00	Research and Development	\$1,853,636,499.00
"144275"		-\$501.00	\$45,086,447.00	Research and Development	\$1,853,636,499.00
"146140"		-\$3,989.00	\$45,086,447.00	Research and Development	\$1,853,636,499.00
"146149"		-\$5,893.00	\$45,086,447.00	Research and Development	\$1,853,636,499.00
"146150"		-\$3,781.00	\$45,086,447.00	Research and Development	\$1,853,636,499.00
"147281"		\$196,391.00	\$45,086,447.00	Research and Development	\$1,853,636,499.00
"147895"		\$34,347.00	\$45,086,447.00	Research and Development	\$1,853,636,499.00
"148134"		\$131,182.00	\$45,086,447.00	Research and Development	\$1,853,636,499.00
"148743"		\$35,502.00	\$45,086,447.00	Research and Development	\$1,853,636,499.00
"149397"		\$11,508.00	\$45,086,447.00	Research and Development	\$1,853,636,499.00
"149732"		\$71,969.00	\$45,086,447.00	Research and Development	\$1,853,636,499.00
"149860"		\$80,865.00	\$45,086,447.00	Research and Development	\$1,853,636,499.00
"149896"		-\$8,596.00	\$45,086,447.00	Research and Development	\$1,853,636,499.00
"149922"		\$27,052.00	\$45,086,447.00	Research and Development	\$1,853,636,499.00
"149938"		\$12,592.00	\$45,086,447.00	Research and Development	\$1,853,636,499.00
"150698"		\$7,882.00	\$45,086,447.00	Research and Development	\$1,853,636,499.00
"151284"		\$8,124.00	\$45,086,447.00	Research and Development	\$1,853,636,499.00

State of Georgia

Identifying Number Assigned by Funder Pass-Through	Total Amount Provided to Sub-Recipients	Federal Expenditures	Federal Program Total	Cluster Name	Cluster Total
"151402"		\$28,372.00	\$45,086,447.00	Research and Development	\$1,853,636,499.00
"151749"		\$26,215.00	\$45,086,447.00	Research and Development	\$1,853,636,499.00
"151754"		\$25,568.00	\$45,086,447.00	Research and Development	\$1,853,636,499.00
"151787"		\$21,782.00	\$45,086,447.00	Research and Development	\$1,853,636,499.00
"152291"		-\$3,741.00	\$45,086,447.00	Research and Development	\$1,853,636,499.00
"152292"		\$2.00	\$45,086,447.00	Research and Development	\$1,853,636,499.00
"152335"		\$43,658.00	\$45,086,447.00	Research and Development	\$1,853,636,499.00
"152511"		\$116,186.00	\$45,086,447.00	Research and Development	\$1,853,636,499.00
"152582"		\$124,233.00	\$45,086,447.00	Research and Development	\$1,853,636,499.00
"152707"		\$124,800.00	\$45,086,447.00	Research and Development	\$1,853,636,499.00
"152999"		\$38,194.00	\$45,086,447.00	Research and Development	\$1,853,636,499.00
"153366"		\$55,466.00	\$45,086,447.00	Research and Development	\$1,853,636,499.00
"153538"		\$3,469.00	\$45,086,447.00	Research and Development	\$1,853,636,499.00
"153543"		\$35,338.00	\$45,086,447.00	Research and Development	\$1,853,636,499.00
"153972"		\$65,423.00	\$45,086,447.00	Research and Development	\$1,853,636,499.00
"154105"		\$38,644.00	\$45,086,447.00	Research and Development	\$1,853,636,499.00
"201863"		\$62,029.00	\$45,086,447.00	Research and Development	\$1,853,636,499.00
"201920"		\$95,635.00	\$45,086,447.00	Research and Development	\$1,853,636,499.00
"202349"		\$52,443.00	\$45,086,447.00	Research and Development	\$1,853,636,499.00
"202520"		\$25,811.00	\$45,086,447.00	Research and Development	\$1,853,636,499.00
"203660"		\$70,702.00	\$45,086,447.00	Research and Development	\$1,853,636,499.00
"204500"		\$13,377.00	\$45,086,447.00	Research and Development	\$1,853,636,499.00
"204901"		\$151,908.00	\$45,086,447.00	Research and Development	\$1,853,636,499.00
"204920"		\$21,798.00	\$45,086,447.00	Research and Development	\$1,853,636,499.00
"206120"		\$80,250.00	\$45,086,447.00	Research and Development	\$1,853,636,499.00
"206602"		\$153,598.00	\$45,086,447.00	Research and Development	\$1,853,636,499.00
"207101"		\$109,059.00	\$45,086,447.00	Research and Development	\$1,853,636,499.00
"208065"		\$113,013.00	\$45,086,447.00	Research and Development	\$1,853,636,499.00
"208321"		\$652.00	\$45,086,447.00	Research and Development	\$1,853,636,499.00
"209203"		\$13,121.00	\$45,086,447.00	Research and Development	\$1,853,636,499.00
"210786"		\$39,885.00	\$45,086,447.00	Research and Development	\$1,853,636,499.00
"212008"		\$35,182.00	\$45,086,447.00	Research and Development	\$1,853,636,499.00
"212066"		\$54,359.00	\$45,086,447.00	Research and Development	\$1,853,636,499.00
"213110"		\$96,570.00	\$45,086,447.00	Research and Development	\$1,853,636,499.00
"213227"		\$60,000.00	\$45,086,447.00	Research and Development	\$1,853,636,499.00
"214399"		\$31,705.00	\$45,086,447.00	Research and Development	\$1,853,636,499.00
"214914"		\$54,245.00	\$45,086,447.00	Research and Development	\$1,853,636,499.00
"215470"		\$28,309.00	\$45,086,447.00	Research and Development	\$1,853,636,499.00
"216251"		\$34,618.00	\$45,086,447.00	Research and Development	\$1,853,636,499.00
"216392"		\$55,426.00	\$45,086,447.00	Research and Development	\$1,853,636,499.00
"217237"		\$83,370.00	\$45,086,447.00	Research and Development	\$1,853,636,499.00
"217431"		\$46,830.00	\$45,086,447.00	Research and Development	\$1,853,636,499.00
"218044"		\$58,603.00	\$45,086,447.00	Research and Development	\$1,853,636,499.00
"218302"		\$67,957.00	\$45,086,447.00	Research and Development	\$1,853,636,499.00
"219480"		\$67,410.00	\$45,086,447.00	Research and Development	\$1,853,636,499.00
"219766"		\$5,737.00	\$45,086,447.00	Research and Development	\$1,853,636,499.00
"220601"		\$3,106.00	\$45,086,447.00	Research and Development	\$1,853,636,499.00
"220920"		\$45,266.00	\$45,086,447.00	Research and Development	\$1,853,636,499.00
"2210321"		-\$62.00	\$45,086,447.00	Research and Development	\$1,853,636,499.00
"2382059"		\$309.00	\$45,086,447.00	Research and Development	\$1,853,636,499.00
"2484695"		\$209.00	\$45,086,447.00	Research and Development	\$1,853,636,499.00
"2711043"		\$26,345.00	\$45,086,447.00	Research and Development	\$1,853,636,499.00
"140404"		\$45,995.00	\$45,086,447.00	Research and Development	\$1,853,636,499.00
"218720"		\$40,822.00	\$45,086,447.00	Research and Development	\$1,853,636,499.00
"219280"		\$44,019.00	\$45,086,447.00	Research and Development	\$1,853,636,499.00
"148204"		\$37,396.00	\$45,086,447.00	Research and Development	\$1,853,636,499.00
"150832"		\$111,547.00	\$45,086,447.00	Research and Development	\$1,853,636,499.00
"151963"		\$103,259.00	\$45,086,447.00	Research and Development	\$1,853,636,499.00
"151964"		\$63,998.00	\$45,086,447.00	Research and Development	\$1,853,636,499.00
"217737"		\$35,040.00	\$45,086,447.00	Research and Development	\$1,853,636,499.00
"202012"		\$231,346.00	\$45,086,447.00	Research and Development	\$1,853,636,499.00
"213411"		\$49,980.00	\$45,086,447.00	Research and Development	\$1,853,636,499.00
"138037"		-\$4,568.00	\$45,086,447.00	Research and Development	\$1,853,636,499.00
"151813"		-\$19.00	\$45,086,447.00	Research and Development	\$1,853,636,499.00
"152867"		\$111,980.00	\$45,086,447.00	Research and Development	\$1,853,636,499.00

**SCHEDULE OF EXPENDITURES OF FEDERAL AWARDS
FOR THE FISCAL YEAR ENDED JUNE 30, 2025**

Federal ALN Number	Federal Awarding Agency/Program Title	Additional Award Identification (Optional)	Name of Funder Pass-Through Entity
81.049	<i>Office of Science Financial Assistance Program</i>		<i>Texas A&M University</i>
81.049	<i>Office of Science Financial Assistance Program</i>		<i>The Scripps Research Institute</i>
81.049	<i>Office of Science Financial Assistance Program</i>		<i>University of Arizona</i>
81.049	<i>Office of Science Financial Assistance Program</i>		<i>University of California, Santa Barbara</i>
81.049	<i>Office of Science Financial Assistance Program</i>		<i>University of Florida</i>
81.049	<i>Office of Science Financial Assistance Program</i>		<i>University of Illinois at Urbana-Champaign</i>
81.049	<i>Office of Science Financial Assistance Program</i>		<i>University of Michigan</i>
81.049	<i>Office of Science Financial Assistance Program</i>		<i>University of Minnesota</i>
81.049	<i>Office of Science Financial Assistance Program</i>		<i>University of North Dakota</i>
81.049	<i>Office of Science Financial Assistance Program</i>		<i>University of Tennessee</i>
81.049	<i>Office of Science Financial Assistance Program</i>		<i>University of Washington</i>
81.049	<i>Office of Science Financial Assistance Program</i>		<i>University of Washington</i>
81.049	<i>Office of Science Financial Assistance Program</i>		<i>University of Wisconsin - Madison</i>
81.049	<i>Office of Science Financial Assistance Program</i>		<i>University of Wisconsin - Madison</i>
81.049	<i>Office of Science Financial Assistance Program</i>		<i>UT-Battelle, LLC</i>
81.049	<i>Office of Science Financial Assistance Program</i>		<i>UT-Battelle, LLC</i>
81.049	<i>Office of Science Financial Assistance Program</i>		<i>UT-Battelle, LLC</i>
81.049	<i>Office of Science Financial Assistance Program</i>		<i>UT-Battelle, LLC</i>
81.049	<i>Office of Science Financial Assistance Program</i>		<i>UT-Battelle, LLC</i>
81.049	<i>Office of Science Financial Assistance Program</i>		<i>UT-Battelle, LLC</i>
81.049	<i>Office of Science Financial Assistance Program</i>		<i>UT-Battelle, LLC</i>
81.049	<i>Office of Science Financial Assistance Program</i>		<i>UT-Battelle, LLC</i>
81.049	<i>Office of Science Financial Assistance Program</i>		<i>UT-Battelle, LLC</i>
81.049	<i>Office of Science Financial Assistance Program</i>		<i>UT-Battelle, LLC</i>
81.049	<i>Office of Science Financial Assistance Program</i>		<i>UT-Battelle, LLC</i>
81.049	<i>Office of Science Financial Assistance Program</i>		<i>UT-Battelle, LLC</i>
81.049	<i>Office of Science Financial Assistance Program</i>		<i>UT-Battelle, LLC</i>
81.049	<i>Office of Science Financial Assistance Program</i>		<i>UT-Battelle, LLC</i>
81.049	<i>Office of Science Financial Assistance Program</i>		<i>UT-Battelle, LLC</i>
81.049	<i>Office of Science Financial Assistance Program</i>		<i>Vanderbilt University</i>
81.049	<i>Office of Science Financial Assistance Program</i>		<i>Vanderbilt University</i>
81.049	<i>Office of Science Financial Assistance Program</i>		<i>Yale University</i>
81.049	<i>Office of Science Financial Assistance Program</i>		
81.049	<i>Office of Science Financial Assistance Program</i>		
81.057	<i>University Coal Research</i>		<i>Florida A&M University</i>
81.057	<i>University Coal Research</i>		<i>Georgia Southern University Research and Service Foundation, Inc.</i>
81.086	<i>Conservation Research and Development</i>		<i>Gas Technology Institute (GTI Energy)</i>
81.086	<i>Conservation Research and Development</i>		<i>Massachusetts Institute of Technology</i>
81.086	<i>Conservation Research and Development</i>		<i>University of California, San Diego</i>
81.086	<i>Conservation Research and Development</i>		<i>University of Tennessee</i>
81.086	<i>Conservation Research and Development</i>		
81.087	<i>Renewable Energy Research and Development</i>		<i>Arizona State University</i>
81.087	<i>Renewable Energy Research and Development</i>		<i>Bert Thin Films, LLC</i>
81.087	<i>Renewable Energy Research and Development</i>		<i>Electric Power Research Institute</i>
81.087	<i>Renewable Energy Research and Development</i>		<i>Florida Atlantic University</i>
81.087	<i>Renewable Energy Research and Development</i>		<i>Gas Technology Institute (GTI Energy)</i>
81.087	<i>Renewable Energy Research and Development</i>		<i>Indrio Technologies, Inc.</i>
81.087	<i>Renewable Energy Research and Development</i>		<i>University at Buffalo (The State University of New York)</i>
81.087	<i>Renewable Energy Research and Development</i>		<i>University of Illinois at Urbana-Champaign</i>
81.087	<i>Renewable Energy Research and Development</i>		<i>Yale University</i>
81.087	<i>Renewable Energy Research and Development</i>		
81.089	<i>Fossil Energy Research and Development</i>		<i>Florida A&M University</i>
81.089	<i>Fossil Energy Research and Development</i>		<i>Gas Technology Institute (GTI Energy)</i>
81.089	<i>Fossil Energy Research and Development</i>		<i>Georgia Southern University Research and Service Foundation, Inc.</i>
81.089	<i>Fossil Energy Research and Development</i>		<i>Susteon, Inc.</i>
81.089	<i>Fossil Energy Research and Development</i>		
81.104	<i>Environmental Remediation and Waste Processing and Disposal</i>		<i>Savannah River Remediation, LLC</i>
81.104	<i>Environmental Remediation and Waste Processing and Disposal</i>		<i>Savannah River Remediation, LLC</i>
81.104	<i>Environmental Remediation and Waste Processing and Disposal</i>		<i>SRS Community Reuse Organization</i>

**Bolded and italicized award lines indicate pass-through funding.
The accompanying notes are an integral part of this schedule.**

State of Georgia

Identifying Number Assigned by Funder Pass-Through	Total Amount Provided to Sub-Recipients	Federal Expenditures	Federal Program Total	Cluster Name	Cluster Total
"205120"		\$36,180.00	\$45,086,447.00	Research and Development	\$1,853,636,499.00
"149822"		\$11,052.00	\$45,086,447.00	Research and Development	\$1,853,636,499.00
"152557"		\$869,370.00	\$45,086,447.00	Research and Development	\$1,853,636,499.00
"153156"		\$152,961.00	\$45,086,447.00	Research and Development	\$1,853,636,499.00
"210986"		\$75,233.00	\$45,086,447.00	Research and Development	\$1,853,636,499.00
"202172"		\$56,758.00	\$45,086,447.00	Research and Development	\$1,853,636,499.00
"150785"		\$195,009.00	\$45,086,447.00	Research and Development	\$1,853,636,499.00
"152423"		\$154,092.00	\$45,086,447.00	Research and Development	\$1,853,636,499.00
"202179"		\$122,369.00	\$45,086,447.00	Research and Development	\$1,853,636,499.00
"210771"		\$48,806.00	\$45,086,447.00	Research and Development	\$1,853,636,499.00
"151354"		\$260,229.00	\$45,086,447.00	Research and Development	\$1,853,636,499.00
"UWSC12420/BPO57272"		\$10,583.00	\$45,086,447.00	Research and Development	\$1,853,636,499.00
"143247"		\$60,077.00	\$45,086,447.00	Research and Development	\$1,853,636,499.00
"152760"		\$35,431.00	\$45,086,447.00	Research and Development	\$1,853,636,499.00
"115531"		\$3,455.00	\$45,086,447.00	Research and Development	\$1,853,636,499.00
"148287"		\$106,989.00	\$45,086,447.00	Research and Development	\$1,853,636,499.00
"149032"		\$115,375.00	\$45,086,447.00	Research and Development	\$1,853,636,499.00
"149213"		\$55,015.00	\$45,086,447.00	Research and Development	\$1,853,636,499.00
"151217"		\$3,572.00	\$45,086,447.00	Research and Development	\$1,853,636,499.00
"153184"		\$33,758.00	\$45,086,447.00	Research and Development	\$1,853,636,499.00
"153254"		\$71,507.00	\$45,086,447.00	Research and Development	\$1,853,636,499.00
"153646"		\$141,555.00	\$45,086,447.00	Research and Development	\$1,853,636,499.00
"204630"		\$123,403.00	\$45,086,447.00	Research and Development	\$1,853,636,499.00
"204631"		\$23,865.00	\$45,086,447.00	Research and Development	\$1,853,636,499.00
"205063"		\$59,002.00	\$45,086,447.00	Research and Development	\$1,853,636,499.00
"205280"		\$123,557.00	\$45,086,447.00	Research and Development	\$1,853,636,499.00
"205656"		\$73,078.00	\$45,086,447.00	Research and Development	\$1,853,636,499.00
"209867"		\$33,042.00	\$45,086,447.00	Research and Development	\$1,853,636,499.00
"212188"		\$97,318.00	\$45,086,447.00	Research and Development	\$1,853,636,499.00
"217697"		\$28,401.00	\$45,086,447.00	Research and Development	\$1,853,636,499.00
"219959"		\$11,730.00	\$45,086,447.00	Research and Development	\$1,853,636,499.00
"114108"		\$369,731.00	\$45,086,447.00	Research and Development	\$1,853,636,499.00
"221667"		\$8.00	\$45,086,447.00	Research and Development	\$1,853,636,499.00
"153821"		\$112,180.00	\$45,086,447.00	Research and Development	\$1,853,636,499.00
		-\$614.00	\$45,086,447.00	Research and Development	\$1,853,636,499.00
	\$4,628,545.00	\$27,756,900.00	\$45,086,447.00	Research and Development	\$1,853,636,499.00
"C-5133"		-\$3.00	-\$1,010.00	Research and Development	\$1,853,636,499.00
"39G3079"		-\$1,007.00	-\$1,010.00	Research and Development	\$1,853,636,499.00
"153842"		\$118,722.00	\$1,586,796.00	Research and Development	\$1,853,636,499.00
"218164"		\$14,396.00	\$1,586,796.00	Research and Development	\$1,853,636,499.00
"705090"		\$3,634.00	\$1,586,796.00	Research and Development	\$1,853,636,499.00
"144843"		-\$1.00	\$1,586,796.00	Research and Development	\$1,853,636,499.00
	\$3,750.00	\$1,450,045.00	\$1,586,796.00	Research and Development	\$1,853,636,499.00
"144353"		\$506,390.00	\$4,300,444.00	Research and Development	\$1,853,636,499.00
"205530"		\$21,318.00	\$4,300,444.00	Research and Development	\$1,853,636,499.00
"153595"		\$109,310.00	\$4,300,444.00	Research and Development	\$1,853,636,499.00
"201463"		\$12,263.00	\$4,300,444.00	Research and Development	\$1,853,636,499.00
"144984"		\$33,858.00	\$4,300,444.00	Research and Development	\$1,853,636,499.00
"SUB0000003"		\$88,169.00	\$4,300,444.00	Research and Development	\$1,853,636,499.00
"202154"		\$224,514.00	\$4,300,444.00	Research and Development	\$1,853,636,499.00
"148758"		\$175,617.00	\$4,300,444.00	Research and Development	\$1,853,636,499.00
"CON013810"		\$5,773.00	\$4,300,444.00	Research and Development	\$1,853,636,499.00
	\$829,621.00	\$3,123,232.00	\$4,300,444.00	Research and Development	\$1,853,636,499.00
"C5161/PO FAM01-000023410"		\$5,851.00	\$1,748,331.00	Research and Development	\$1,853,636,499.00
"147642"		\$461,554.00	\$1,748,331.00	Research and Development	\$1,853,636,499.00
"39G3060"		\$32,226.00	\$1,748,331.00	Research and Development	\$1,853,636,499.00
"152336"		\$97,317.00	\$1,748,331.00	Research and Development	\$1,853,636,499.00
	\$105,718.00	\$1,151,383.00	\$1,748,331.00	Research and Development	\$1,853,636,499.00
"DE-DM0005210"		\$173,470.00	\$660,332.00	N/A	\$0.00
"DE-EM0005227"		\$179,765.00	\$660,332.00	N/A	\$0.00
"1998F0586"		\$302,548.00	\$660,332.00	N/A	\$0.00

**SCHEDULE OF EXPENDITURES OF FEDERAL AWARDS
FOR THE FISCAL YEAR ENDED JUNE 30, 2025**

Federal ALN Number	Federal Awarding Agency/Program Title	Additional Award Identification (Optional)	Name of Funder Pass-Through Entity
81.104	Environmental Remediation and Waste Processing and Disposal		
81.106	<i>Transport of Transuranic Wastes to the Waste Isolation Pilot Plant: States and Tribal Concerns, Proposed Solutions</i>		<i>Southern States Energy Board</i>
81.112	Stewardship Science Grant Program		
81.113	<i>Defense Nuclear Nonproliferation Research</i>		<i>University of Michigan</i>
81.113	Defense Nuclear Nonproliferation Research		
81.117	<i>Energy Efficiency and Renewable Energy Information Dissemination, Outreach, Training and Technical Analysis/Assistance</i>		<i>Southface Energy Institute</i>
81.117	Energy Efficiency and Renewable Energy Information Dissemination, Outreach, Training and Technical Analysis/Assistance		
81.117	<i>Energy Efficiency and Renewable Energy Information Dissemination, Outreach, Training and Technical Analysis/Assistance</i>		<i>Kennesaw State University Research and Service Foundation</i>
81.117	<i>Energy Efficiency and Renewable Energy Information Dissemination, Outreach, Training and Technical Analysis/Assistance</i>		<i>Kennesaw State University Research and Service Foundation</i>
81.117	Energy Efficiency and Renewable Energy Information Dissemination, Outreach, Training and Technical Analysis/Assistance		
81.121	Nuclear Energy Research, Development and Demonstration		
81.121	<i>Nuclear Energy Research, Development and Demonstration</i>		<i>Auburn University</i>
81.121	<i>Nuclear Energy Research, Development and Demonstration</i>		<i>Kennesaw State University Research and Service Foundation</i>
81.121	Nuclear Energy Research, Development and Demonstration		
81.122	Electricity Research, Development and Analysis		
81.123	<i>National Nuclear Security Administration (NNSA) Minority Serving Institutions (MSI) Program</i>		<i>University of North Texas</i>
81.123	National Nuclear Security Administration (NNSA) Minority Serving Institutions (MSI) Program		
81.128	Energy Efficiency and Conservation Block Grant Program (EECBG)		
81.135	Advanced Research Projects Agency - Energy		
81.137	<i>Minority Economic Impact</i>		<i>Battelle Savannah River</i>
81.137	<i>Minority Economic Impact</i>		<i>New Mexico State University</i>
81.214	Environmental Monitoring/Cleanup, Cultural and Resource Mgmt., Emergency Response Research, Outreach, Technical Analysis		
81.214	Environmental Monitoring/Cleanup, Cultural and Resource Mgmt., Emergency Response Research, Outreach, Technical Analysis		
81.254	Grid Infrastructure Deployment and Resilience		
81.RD	<i>A Novel Mechanical Face Seal for Nuclear sCO2 Power Cycles</i>	<i>2025-25</i>	<i>Georgia Southern University Research and Service Foundation, Inc.</i>
81.RD	<i>Leidos, Inc Subcontract: Small and Large Area Cell Performance Simulations</i>	<i>2025-26</i>	<i>Georgia Southern University Research and Service Foundation, Inc.</i>
81.RD	C-14 Fuel Analysis	741526	
81.RD	<i>Jefferson Lab MOU</i>	<i>CON015293a</i>	<i>Jefferson Lab</i>
81.RD	<i>Fast and Cooperative Ion Transport in Polymer-Based Elec</i>	<i>CON016490a</i>	<i>Oak Ridge Associated Universities</i>
81.RD	<i>Microcalorimetry measurements of nickel and cobalt adsor</i>	<i>CON018882a</i>	<i>Sandia National Laboratories</i>
81.RD	<i>Building Compact Indexing Structure for Large Scientific</i>	<i>CON019181a</i>	<i>Argonne National Laboratory</i>
81.RD	<i>Geo-Economics System Modeling Project</i>	<i>KSURSF/DOE-LBNL/Geo-Economics</i>	<i>Kennesaw State University Research and Service Foundation</i>
81.RD	<i>Coordination of Research within Tims Branch at SRS</i>	<i>RANNT000162450A</i>	<i>Argonne National Laboratory</i>
81.RD	<i>Mineralogy and cation exchange capacity of F-Area aquifer</i>	<i>RANNT000162450A</i>	<i>Battelle</i>
81.RD	<i>Dynamic Security Enhancement Platform of Converter Interfaced Resource Rich Power Grids Using a Power Grid and Protection Co-Model Scalable Multi-Timescale Analysis Platform Based on System Transient and Dynamic Models</i>	<i>RANNT000174350A</i>	<i>Argonne National Laboratory</i>
81.RD	<i>Combined Multi-modal AI and Adaptive Lab Evolution for the Rapid Scale-Up of Generalized Protein and Pathway Design</i>	<i>RANNT000180430A</i>	<i>Argonne National Laboratory</i>
81.RD	<i>Travel BSRA Board of Directors - TOPR 582220</i>	<i>RANNT000193640A</i>	<i>Argonne National Laboratory</i>
81.RD	<i>Travel BSRA Board of Directors - TOPR 582220</i>	<i>RBSRA000141480A</i>	<i>Battelle</i>
81.RD	<i>Subject Matter Experts (SME) in Regulatory and Policy Expertise</i>	<i>RBSRA000143260A</i>	<i>Battelle</i>
81.RD	<i>Crystal Chemistry of Actinide Halides and Chalcogenides</i>	<i>RBSRA000163930A</i>	<i>Battelle</i>
81.RD	<i>Augusta Urban Heat Island</i>	<i>RBSRA000165410A</i>	<i>Battelle</i>
81.RD	<i>UF6 Jet Cooled Molecular Beams</i>	<i>RBSRA000178940A</i>	<i>Battelle</i>
81.RD	<i>Characterization of Metal-Utilization and Metal-Resistant Mechanisms of Isolates/Communities in Groundwater, Sediment and Bioreactors (ENIGMA FY20-24)</i>	<i>RLBNL0001129701</i>	<i>Lawrence Berkeley National Laboratory</i>
81.RD	<i>Response and force reconstruction methods and piezo excitation for modal testing</i>	<i>RNTES000146380A</i>	<i>Sandia National Laboratories</i>
81.RD	<i>Goaltender: Cloud-Based Defense and Response Tools for the DER Ecosystem</i>	<i>RNTES000175980A</i>	<i>Sandia National Laboratories</i>
81.RD	<i>Development of Frequency-Based Substructuring Techniques for Bolted Joint Identification</i>	<i>RNTES000190840A</i>	<i>Sandia National Laboratories</i>
81.RD	<i>Support for the development and evaluation of cementitious-type materials and soils/sediments associated with the Savannah River Site</i>	<i>RSRRL000141670A</i>	<i>Savannah River Remediation, LLC</i>

**Bolded and italicized award lines indicate pass-through funding.
The accompanying notes are an integral part of this schedule.**

State of Georgia

Identifying Number Assigned by Funder Pass-Through	Total Amount Provided to Sub-Recipients	Federal Expenditures	Federal Program Total	Cluster Name	Cluster Total
		\$4,549.00	\$660,332.00	N/A	\$0.00
"00000919"		\$350,369.00	\$350,369.00	N/A	\$0.00
		\$220,597.00	\$220,597.00	Research and Development	\$1,853,636,499.00
"139589"		\$143,172.00	\$4,198,685.00	Research and Development	\$1,853,636,499.00
	\$2,608,974.00	\$4,055,513.00	\$4,198,685.00	Research and Development	\$1,853,636,499.00
"192"		\$5,459.00	\$715,038.00	N/A	\$0.00
		\$240,423.00	\$715,038.00	N/A	\$0.00
"431638"		\$192,470.00	\$715,038.00	Research and Development	\$1,853,636,499.00
"431758"		\$131,172.00	\$715,038.00	Research and Development	\$1,853,636,499.00
	\$69,602.00	\$145,514.00	\$715,038.00	Research and Development	\$1,853,636,499.00
		\$115,404.00	\$690,994.00	N/A	\$0.00
"147346"		\$42,295.00	\$690,994.00	Research and Development	\$1,853,636,499.00
"431612"		\$33,262.00	\$690,994.00	Research and Development	\$1,853,636,499.00
"150479"		\$21,034.00	\$690,994.00	Research and Development	\$1,853,636,499.00
	\$129,089.00	\$478,999.00	\$690,994.00	Research and Development	\$1,853,636,499.00
		\$517,683.00	\$517,683.00	Research and Development	\$1,853,636,499.00
"100004071"		\$183,025.00	\$231,617.00	N/A	\$0.00
		\$48,592.00	\$231,617.00	N/A	\$0.00
	\$42,078.00	\$93,281.00	\$93,281.00	N/A	\$0.00
	\$1,004,342.00	\$5,241,514.00	\$5,241,514.00	Research and Development	\$1,853,636,499.00
"800002110"		\$32,720.00	\$178,317.00	N/A	\$0.00
"202441"		\$145,597.00	\$178,317.00	Research and Development	\$1,853,636,499.00
		\$244,789.00	\$6,197,047.00	N/A	\$0.00
		\$5,952,258.00	\$6,197,047.00	Research and Development	\$1,853,636,499.00
		\$31,294.00	\$31,294.00	N/A	\$0.00
"39G4295"		\$57,003.00	\$5,201,414.00	Research and Development	\$1,853,636,499.00
"39G4285"		\$32,496.00	\$5,201,414.00	Research and Development	\$1,853,636,499.00
		\$13,090.00	\$5,201,414.00	Research and Development	\$1,853,636,499.00
"CON015293"		\$66,140.00	\$5,201,414.00	Research and Development	\$1,853,636,499.00
"CON016490"		\$142,560.00	\$5,201,414.00	Research and Development	\$1,853,636,499.00
"CON018882"		\$7,167.00	\$5,201,414.00	Research and Development	\$1,853,636,499.00
"CON019181"		\$49,140.00	\$5,201,414.00	Research and Development	\$1,853,636,499.00
"431560"		\$58,524.00	\$5,201,414.00	Research and Development	\$1,853,636,499.00
"3F-60048"		\$29,109.00	\$5,201,414.00	Research and Development	\$1,853,636,499.00
"0000598849"		\$4,077.00	\$5,201,414.00	Research and Development	\$1,853,636,499.00
"4F-60007"		\$44,635.00	\$5,201,414.00	Research and Development	\$1,853,636,499.00
"4F-60141"		\$148,234.00	\$5,201,414.00	Research and Development	\$1,853,636,499.00
"5F60085"		\$916.00	\$5,201,414.00	Research and Development	\$1,853,636,499.00
"TOA # 0000539435"		-\$135.00	\$5,201,414.00	Research and Development	\$1,853,636,499.00
"TOA # 0000547765"		\$25,174.00	\$5,201,414.00	Research and Development	\$1,853,636,499.00
"G-SOW-A-02453"		\$6,659.00	\$5,201,414.00	Research and Development	\$1,853,636,499.00
"0000604368"		\$9,799.00	\$5,201,414.00	Research and Development	\$1,853,636,499.00
"0000662752"		\$140,988.00	\$5,201,414.00	Research and Development	\$1,853,636,499.00
"7481316"		\$320,930.00	\$5,201,414.00	Research and Development	\$1,853,636,499.00
"PO2341393"		\$112,280.00	\$5,201,414.00	Research and Development	\$1,853,636,499.00
"2557042"		\$19,209.00	\$5,201,414.00	Research and Development	\$1,853,636,499.00
"2669453"		\$50,960.00	\$5,201,414.00	Research and Development	\$1,853,636,499.00
"SRRA200036"		\$453,520.00	\$5,201,414.00	Research and Development	\$1,853,636,499.00

**SCHEDULE OF EXPENDITURES OF FEDERAL AWARDS
FOR THE FISCAL YEAR ENDED JUNE 30, 2025**

Federal ALN Number	Federal Awarding Agency/Program Title	Additional Award Identification (Optional)	Name of Funder Pass-Through Entity
81.RD	<i>Artificial Intelligence based Predictive Modelling for Detection and Monitoring of Groundwater Contamination</i>	<i>RUHVX000173710A</i>	<i>University of Houston-Victoria</i>
81.RD	<i>Research services in support of the Center for Bioenergy Innovation that will enable the future bioeconomy</i>	<i>RUTBA000161800A</i>	<i>UT-Battelle, LLC</i>
81.RD	<i>Real Twin</i>	<i>RUTBA000176960A</i>	<i>UT-Battelle, LLC</i>
81.RD	<i>R&D support for analyzing decarbonization opportunities and evaluating mobility objectives in simulation, virtual environments, and/or X-in-the-loop (XIL) simulators</i>	<i>RUTBA000180110A</i>	<i>UT-Battelle, LLC</i>
81.RD	<i>Secure Ecosystem Engineering and Design (SEED)</i>	<i>RUTBA000181180A</i>	<i>UT-Battelle, LLC</i>
81.RD	<i>Real-Sim 2.0: Enhanced Anything-in-the-loop (XIL) Platform for Emerging Mobility Technologies</i>	<i>RUTBA000192510A</i>	<i>UT-Battelle, LLC</i>
81.RD	Solar Pollinator Habitat and Ecosystem Services in Georgia	SUB-2022-10333	
Total Department of Energy			
Department of Education			
84.002	Adult Education - Basic Grants to States		
84.007	Federal Supplemental Educational Opportunity Grants		
84.010	<i>Title I Grants to Local Educational Agencies</i>		<i>Baldwin County Public Schools</i>
84.010	Title I Grants to Local Educational Agencies		
84.010	<i>Title I Grants to Local Educational Agencies</i>		<i>Atlanta Public Schools</i>
84.011	Migrant Education State Grant Program		
84.011	Migrant Education State Grant Program		
84.013	Title I State Agency Program for Neglected and Delinquent Children and Youth National Resource Centers Program for Foreign Language and Area Studies or Foreign Language and International Studies Program and Foreign Language and Area Studies Fellowship Program		
84.015	Overseas Programs - Group Projects Abroad		
84.021	Overseas Programs - Group Projects Abroad		
84.027	<i>Special Education Grants to States</i>		<i>DeKalb County School District</i>
84.027	Special Education Grants to States		
84.031	Higher Education Institutional Aid		
84.031	Higher Education Institutional Aid		
84.033	Federal Work-Study Program		
84.038	Federal Perkins Loan (FPL)- Federal Capital Contributions		
84.042	TRIO Student Support Services		
84.042	<i>TRIO Student Support Services</i>		<i>Georgia Southern University Research and Service Foundation, Inc.</i>
84.042	TRIO Student Support Services		
84.044	TRIO Talent Search		
84.044	TRIO Talent Search		
84.047	TRIO Upward Bound		
84.047	<i>TRIO Upward Bound</i>		<i>Kennesaw State University Research and Service Foundation</i>
84.047	<i>TRIO Upward Bound</i>		<i>Kennesaw State University Research and Service Foundation</i>
84.047	<i>TRIO Upward Bound</i>		<i>Kennesaw State University Research and Service Foundation</i>
84.047	TRIO Upward Bound		
84.048	<i>Career and Technical Education -- Basic Grants to States</i>		<i>CTAE Resource Network, Inc.</i>
84.048	Career and Technical Education -- Basic Grants to States		
84.063	Federal Pell Grant Program		
84.066	TRIO Educational Opportunity Centers		
84.116	<i>Fund for the Improvement of Postsecondary Education</i>		<i>Georgia Southern University Research and Service Foundation, Inc.</i>
84.116	<i>Fund for the Improvement of Postsecondary Education</i>		<i>Winston-Salem State University</i>
84.116	Fund for the Improvement of Postsecondary Education		
84.116	<i>Fund for the Improvement of Postsecondary Education</i>		<i>Morehouse College</i>
84.116	Fund for the Improvement of Postsecondary Education		
84.116	Fund for the Improvement of Postsecondary Education		
84.120	Minority Science and Engineering Improvement		
84.120	Minority Science and Engineering Improvement		
84.126	Rehabilitation Services Vocational Rehabilitation Grants to States		
84.129	Rehabilitation Long-Term Training		
84.141	Migrant Education High School Equivalency Program		
84.144	Migrant Education Coordination Program		
84.149	Migrant Education College Assistance Migrant Program		
84.153	Business and International Education Projects		
84.165	<i>Magnet Schools Assistance</i>		<i>Clayton County School District</i>
84.173	Special Education Preschool Grants		
84.177	Rehabilitation Services Independent Living Services for Older Individuals Who are Blind		

**Bolded and italicized award lines indicate pass-through funding.
The accompanying notes are an integral part of this schedule.**

State of Georgia

Identifying Number Assigned by Funder Pass-Through	Total Amount Provided to Sub-Recipients	Federal Expenditures	Federal Program Total	Cluster Name	Cluster Total
"TOA-525185-UGA-202401"		\$17,180.00	\$5,201,414.00	Research and Development	\$1,853,636,499.00
"CW40734"		\$2,995,956.00	\$5,201,414.00	Research and Development	\$1,853,636,499.00
"CW54216-4000216504"		\$111,495.00	\$5,201,414.00	Research and Development	\$1,853,636,499.00
"CW54636-4000218887"		\$12,496.00	\$5,201,414.00	Research and Development	\$1,853,636,499.00
"CW55983 / PO 4000220455"		\$234,093.00	\$5,201,414.00	Research and Development	\$1,853,636,499.00
"CW63917-PO:4000228750"		\$5,188.00	\$5,201,414.00	Research and Development	\$1,853,636,499.00
		\$32,531.00	\$5,201,414.00	Research and Development	\$1,853,636,499.00
	\$23,420,665.00	\$103,946,736.00			
	\$3,361,672.00	\$26,555,236.00	\$26,555,236.00	N/A	\$0.00
		\$17,651,118.00	\$17,651,118.00	Student Financial Assistance	\$2,345,573,802.00
"3664524/3664525"		\$68,040.00	\$654,131,779.00	N/A	\$0.00
	\$639,398,307.00	\$654,030,527.00	\$654,131,779.00	N/A	\$0.00
"APS092024"		\$33,212.00	\$654,131,779.00	Research and Development	\$1,853,636,499.00
		\$316,850.00	\$9,891,093.00	N/A	\$0.00
	\$6,816,454.00	\$9,574,243.00	\$9,891,093.00	N/A	\$0.00
	\$80,941.00	\$4,561,360.00	\$4,561,360.00	N/A	\$0.00
		\$313,339.00	\$313,339.00	Research and Development	\$1,853,636,499.00
		\$486.00	\$206,949.00	N/A	\$0.00
		\$206,463.00	\$206,949.00	Research and Development	\$1,853,636,499.00
"AWD00018164"		\$34,946.00	\$445,955,638.00	Research and Development	\$1,853,636,499.00
	\$404,440,482.00	\$445,920,692.00	\$445,955,638.00	Special Education Cluster (IDEA)	\$457,479,051.00
		\$29,045,054.00	\$36,177,919.00	N/A	\$0.00
		\$7,132,865.00	\$36,177,919.00	Research and Development	\$1,853,636,499.00
		\$16,867,211.00	\$16,867,211.00	Student Financial Assistance	\$2,345,573,802.00
		\$5,532,799.00	\$5,532,799.00	Student Financial Assistance	\$2,345,573,802.00
		\$857,525.00	\$3,963,688.00	Research and Development	\$1,853,636,499.00
"39G1783"		\$285,146.00	\$3,963,688.00	TRIO Cluster	\$13,879,122.00
		\$2,821,017.00	\$3,963,688.00	TRIO Cluster	\$13,879,122.00
		\$384,459.00	\$2,862,286.00	Research and Development	\$1,853,636,499.00
		\$2,477,827.00	\$2,862,286.00	TRIO Cluster	\$13,879,122.00
		\$1,036,429.00	\$8,196,568.00	Research and Development	\$1,853,636,499.00
"431663"		\$351,955.00	\$8,196,568.00	TRIO Cluster	\$13,879,122.00
"431665"		\$361,031.00	\$8,196,568.00	TRIO Cluster	\$13,879,122.00
"431675"		\$271,606.00	\$8,196,568.00	TRIO Cluster	\$13,879,122.00
		\$6,175,547.00	\$8,196,568.00	TRIO Cluster	\$13,879,122.00
"CTAE6073"		\$29,506.00	\$52,074,172.00	N/A	\$0.00
	\$22,175,994.00	\$52,044,666.00	\$52,074,172.00	N/A	\$0.00
		\$1,067,315,019.00	\$1,067,315,019.00	Student Financial Assistance	\$2,345,573,802.00
		\$397,972.00	\$397,972.00	TRIO Cluster	\$13,879,122.00
"39G1824"		\$35,215.00	\$8,302,908.00	N/A	\$0.00
"211420A05022023"		\$65,045.00	\$8,302,908.00	N/A	\$0.00
		\$4,726,699.00	\$8,302,908.00	N/A	\$0.00
"P1162220097-UGAR-01"		\$12,755.00	\$8,302,908.00	Research and Development	\$1,853,636,499.00
		\$2,328,984.00	\$8,302,908.00	Research and Development	\$1,853,636,499.00
	\$460,843.00	\$1,134,210.00	\$8,302,908.00	Research and Development	\$1,853,636,499.00
		\$356,905.00	\$609,284.00	N/A	\$0.00
		\$252,379.00	\$609,284.00	Research and Development	\$1,853,636,499.00
		\$88,638,929.00	\$88,638,929.00	N/A	\$0.00
		\$579,196.00	\$579,196.00	N/A	\$0.00
		\$1,411,167.00	\$1,411,167.00	N/A	\$0.00
		\$3,051.00	\$3,051.00	N/A	\$0.00
		\$1,395,111.00	\$1,395,111.00	N/A	\$0.00
		\$34,635.00	\$34,635.00	Research and Development	\$1,853,636,499.00
"152387"		\$303,510.00	\$303,510.00	Research and Development	\$1,853,636,499.00
	\$11,544,508.00	\$11,558,359.00	\$11,558,359.00	Special Education Cluster (IDEA)	\$457,479,051.00
	\$941,553.00	\$955,668.00	\$2,020,473.00	N/A	\$0.00

**SCHEDULE OF EXPENDITURES OF FEDERAL AWARDS
FOR THE FISCAL YEAR ENDED JUNE 30, 2025**

Federal ALN Number	Federal Awarding Agency/Program Title	Additional Award Identification (Optional)	Name of Funder Pass-Through Entity
84.177	Rehabilitation Services Independent Living Services for Older Individuals Who are Blind		
84.181	Special Education-Grants for Infants and Families		
84.181	COVID-19 - Special Education-Grants for Infants and Families	COVID-19	
84.184	School Safety National Activities		
84.184	School Safety National Activities		
84.184	School Safety National Activities		Kennesaw State University Research and Service Foundation
84.184	School Safety National Activities		Kennesaw State University Research and Service Foundation
84.184	School Safety National Activities		
84.184	Supported Employment Services for Individuals with the Most Significant Disabilities		
84.187	Disabilities		
84.196	Education for Homeless Children and Youth		
84.200	Graduate Assistance in Areas of National Need		
84.200	Graduate Assistance in Areas of National Need		
84.206	Javits Gifted and Talented Students Education		Purdue University
84.215	Innovative Approaches to Literacy; Promise Neighborhoods; Full-Service Community Schools; and Congressionally Directed Spending for Elementary and Secondary Education Community Projects		
84.217	TRIO McNair Post-Baccalaureate Achievement		
84.217	TRIO McNair Post-Baccalaureate Achievement		Georgia Southern University Research and Service Foundation, Inc.
84.217	TRIO McNair Post-Baccalaureate Achievement		
84.220	Centers for International Business Education		
84.220	Centers for International Business Education		
84.229	Language Resource Centers		
84.268	Federal Direct Student Loans		
84.287	Twenty-First Century Community Learning Centers		Georgia Southern University Research and Service Foundation, Inc.
84.287	Twenty-First Century Community Learning Centers		
84.287	Twenty-First Century Community Learning Centers		Clarke County School District
84.295	Ready-To-Learn Television		Corporation for Public Broadcasting
84.305	Education Research, Development and Dissemination		American Institutes for Research
84.305	Education Research, Development and Dissemination		American Institutes for Research
84.305	Education Research, Development and Dissemination		Arizona State University
84.305	Education Research, Development and Dissemination		Educational Testing Service
84.305	Education Research, Development and Dissemination		Michigan State University
84.305	Education Research, Development and Dissemination		University of Maryland, Baltimore County
84.305	Education Research, Development and Dissemination		University of Maryland, Baltimore County
84.305	Education Research, Development and Dissemination		University of Memphis
84.305	Education Research, Development and Dissemination		University of Memphis
84.305	Education Research, Development and Dissemination		University of Minnesota
84.305	Education Research, Development and Dissemination		University of Oregon
84.305	Education Research, Development and Dissemination		University of Pittsburgh
84.305	Education Research, Development and Dissemination		University of Southern California
84.305	Education Research, Development and Dissemination		University of Tennessee
84.305	Education Research, Development and Dissemination		University of Texas at San Antonio
84.305	Education Research, Development and Dissemination		University of Virginia
84.305	Education Research, Development and Dissemination		
84.323	Special Education - State Personnel Development		
84.324	Research in Special Education		Pennsylvania State University
84.324	Research in Special Education		Seton Hall University
84.324	Research in Special Education		University of Massachusetts
84.324	Research in Special Education		University of Miami Medical School
84.324	Research in Special Education		
84.324	Research in Special Education		
84.325	Special Education - Personnel Development to Improve Services and Results for Children with Disabilities		
84.325	Special Education - Personnel Development to Improve Services and Results for Children with Disabilities		American Institutes for Research
84.325	Special Education - Personnel Development to Improve Services and Results for Children with Disabilities		East Carolina University
84.325	Special Education - Personnel Development to Improve Services and Results for Children with Disabilities		Old Dominion University Research Foundation
84.325	Special Education - Personnel Development to Improve Services and Results for Children with Disabilities		University of Connecticut
84.325	Special Education - Personnel Development to Improve Services and Results for Children with Disabilities		University of Florida

**Bolded and italicized award lines indicate pass-through funding.
The accompanying notes are an integral part of this schedule.**

State of Georgia

Identifying Number Assigned by Funder Pass-Through	Total Amount Provided to Sub-Recipients	Federal Expenditures	Federal Program Total	Cluster Name	Cluster Total
		\$1,064,805.00	\$2,020,473.00	Research and Development	\$1,853,636,499.00
	\$2,654,203.00	\$20,713,531.00	\$20,413,882.00	N/A	\$0.00
		-\$299,649.00	\$20,413,882.00	N/A	\$0.00
		\$236,934.00	\$4,130,299.00	N/A	\$0.00
	\$125,616.00	\$1,820,727.00	\$4,130,299.00	N/A	\$0.00
"431703"		\$63,790.00	\$4,130,299.00	Research and Development	\$1,853,636,499.00
"431704"		\$910,689.00	\$4,130,299.00	Research and Development	\$1,853,636,499.00
		\$1,098,159.00	\$4,130,299.00	Research and Development	\$1,853,636,499.00
		\$548,628.00	\$548,628.00	N/A	\$0.00
	\$4,544,419.00	\$6,051,830.00	\$6,051,830.00	N/A	\$0.00
		\$1,019,407.00	\$1,264,172.00	N/A	\$0.00
		\$244,765.00	\$1,264,172.00	Research and Development	\$1,853,636,499.00
"19100105-035"		\$14,541.00	\$14,541.00	Research and Development	\$1,853,636,499.00
		\$320,286.00	\$320,286.00	N/A	\$0.00
		\$258,770.00	\$995,791.00	Research and Development	\$1,853,636,499.00
"39G3043"		\$218,310.00	\$995,791.00	TRIO Cluster	\$13,879,122.00
		\$518,711.00	\$995,791.00	TRIO Cluster	\$13,879,122.00
		\$90,521.00	\$757,548.00	N/A	\$0.00
		\$667,027.00	\$757,548.00	Research and Development	\$1,853,636,499.00
		\$149,033.00	\$149,033.00	Research and Development	\$1,853,636,499.00
		\$1,230,643,932.00	\$1,230,643,932.00	Student Financial Assistance	\$2,345,573,802.00
"39G5325"		\$50,144.00	\$38,554,117.00	N/A	\$0.00
	\$32,337,634.00	\$38,492,377.00	\$38,554,117.00	N/A	\$0.00
"RCLCD000188950A"		\$11,596.00	\$38,554,117.00	Research and Development	\$1,853,636,499.00
"35231-EDU"		\$102,353.00	\$102,353.00	N/A	\$0.00
"CON017576"		\$54,722.00	\$4,319,762.00	Research and Development	\$1,853,636,499.00
"CON020058"		\$31,243.00	\$4,319,762.00	Research and Development	\$1,853,636,499.00
"CON011261"		\$1,293.00	\$4,319,762.00	Research and Development	\$1,853,636,499.00
"3668"		\$54,345.00	\$4,319,762.00	Research and Development	\$1,853,636,499.00
"CON014020"		\$140,859.00	\$4,319,762.00	Research and Development	\$1,853,636,499.00
"216372"		\$28,791.00	\$4,319,762.00	Research and Development	\$1,853,636,499.00
"CON012630"		\$6,069.00	\$4,319,762.00	Research and Development	\$1,853,636,499.00
"CON012616"		\$71,481.00	\$4,319,762.00	Research and Development	\$1,853,636,499.00
"CON018386"		\$183,990.00	\$4,319,762.00	Research and Development	\$1,853,636,499.00
"CON014851"		\$182,411.00	\$4,319,762.00	Research and Development	\$1,853,636,499.00
"CON018503"		\$59,306.00	\$4,319,762.00	Research and Development	\$1,853,636,499.00
"070691-1"		\$99,366.00	\$4,319,762.00	Research and Development	\$1,853,636,499.00
"SCON0006832"		\$10,296.00	\$4,319,762.00	Research and Development	\$1,853,636,499.00
"CON018411"		\$44,079.00	\$4,319,762.00	Research and Development	\$1,853,636,499.00
"CON014092"		\$17,164.00	\$4,319,762.00	Research and Development	\$1,853,636,499.00
"GR104684.SUB00001266"		\$13,599.00	\$4,319,762.00	Research and Development	\$1,853,636,499.00
	\$925,865.00	\$3,320,748.00	\$4,319,762.00	Research and Development	\$1,853,636,499.00
		\$1,240,633.00	\$1,240,633.00	N/A	\$0.00
"CON018318"		\$233,299.00	\$1,057,095.00	N/A	\$0.00
"CON017148"		\$26,467.00	\$1,057,095.00	Research and Development	\$1,853,636,499.00
"CON017034"		\$46,832.00	\$1,057,095.00	Research and Development	\$1,853,636,499.00
"CON013957"		\$39,109.00	\$1,057,095.00	Research and Development	\$1,853,636,499.00
		\$161,919.00	\$1,057,095.00	Research and Development	\$1,853,636,499.00
	\$62,224.00	\$549,469.00	\$1,057,095.00	Research and Development	\$1,853,636,499.00
		\$829,926.00	\$2,105,621.00	N/A	\$0.00
"0573000008"		\$91,331.00	\$2,105,621.00	Research and Development	\$1,853,636,499.00
"CON017760"		\$75,770.00	\$2,105,621.00	Research and Development	\$1,853,636,499.00
"23110100952010"		\$278,925.00	\$2,105,621.00	Research and Development	\$1,853,636,499.00
"UCHC7127389375"		\$92,556.00	\$2,105,621.00	Research and Development	\$1,853,636,499.00
"CON014357"		\$14,697.00	\$2,105,621.00	Research and Development	\$1,853,636,499.00

**SCHEDULE OF EXPENDITURES OF FEDERAL AWARDS
FOR THE FISCAL YEAR ENDED JUNE 30, 2025**

Federal ALN Number	Federal Awarding Agency/Program Title	Additional Award Identification (Optional)	Name of Funder Pass-Through Entity
84.325	<i>Special Education - Personnel Development to Improve Services and Results for Children with Disabilities</i>		<i>Vanderbilt University</i>
84.325	Special Education - Personnel Development to Improve Services and Results for Children with Disabilities		
84.326	Special Education Technical Assistance and Dissemination to Improve Services and Results for Children with Disabilities		
84.327	Special Education Educational Technology Media, and Materials for Individuals with Disabilities		
84.328	Special Education Parent Information Centers		
84.334	Gaining Early Awareness and Readiness for Undergraduate Programs		
84.334	Gaining Early Awareness and Readiness for Undergraduate Programs		
			<i>Georgia Southern University Research and Service Foundation, Inc.</i>
84.335	<i>Child Care Access Means Parents in School</i>		
84.335	Child Care Access Means Parents in School		
84.335	Child Care Access Means Parents in School		
84.336	<i>Teacher Quality Partnership Grants</i>		<i>Southern Regional Education Board</i>
84.336	Teacher Quality Partnership Grants		
84.336	Teacher Quality Partnership Grants		
84.358	Rural Education		
			<i>Kennesaw State University Research and Service Foundation</i>
84.365	<i>English Language Acquisition State Grants</i>		
84.365	English Language Acquisition State Grants		
84.365	<i>English Language Acquisition State Grants</i>		<i>Gwinnett County Public Schools</i>
	Supporting Effective Instruction State Grants (formerly Improving Teacher Quality State Grants)		
84.367	Grants for State Assessments and Related Activities		
84.369	Comprehensive Literacy Development		
84.371			
			<i>Educational Credit Management Corporation</i>
84.372	<i>Statewide Longitudinal Data Systems</i>		
84.372	Statewide Longitudinal Data Systems		
	Teacher Education Assistance for College and Higher Education Grants (TEACH Grants)		
84.379	Strengthening Minority-Serving Institutions		
84.382	Postsecondary Education Scholarships for Veteran's Dependents		
84.408			
84.411	<i>Education Innovation and Research (formerly Investing in Innovation (i3) Fund)</i>		<i>American Institutes for Research</i>
	<i>Education Innovation and Research (formerly Investing in Innovation (i3) Fund)</i>		
84.411	<i>Education Innovation and Research (formerly Investing in Innovation (i3) Fund)</i>		<i>Ohio State University</i>
	Education Innovation and Research (formerly Investing in Innovation (i3) Fund)		
84.411	Disability Innovation Fund (DIF)		
84.421	Supporting Effective Educator Development Program		
84.423			
84.423	<i>Supporting Effective Educator Development Program</i>		<i>Mercer University</i>
	Supporting Effective Educator Development Program		
84.423	Student Support and Academic Enrichment Program		
84.424			
84.425B	COVID-19 - Discretionary Grants: Rethink K-12 Education Models Grants	COVID-19, 84.425B	
84.425D	COVID-19 - Elementary and Secondary School Emergency Relief (ESSER) Fund	COVID-19, 84.425D	
	COVID-19 - Higher Education Emergency Relief Fund (HEERF) Student Aid Portion		
84.425E		COVID-19, 84.425E	
84.425F	COVID-19 - HEERF Institutional Portion	COVID-19, 84.425F	
84.425J	COVID-19 - HEERF Historically Black Colleges and Universities (HBCUs)	COVID-19, 84.425J	
84.425P	COVID-19 - Institutional Resilience and Expanded Postsecondary Opportunity	COVID-19, 84.425P	
	COVID-19 - Emergency Assistance for Non-Public Schools (CRRSA EANS) program		
84.425R		COVID-19, 84.425R	
84.425T	COVID-19 - HEERF III – Supplemental Support under American Rescue Plan	COVID-19, 84.425T	
	<i>COVID-19 - American Rescue Plan - Elementary and Secondary School Emergency Relief (ARP ESSER)</i>	<i>COVID-19, 84.425U</i>	<i>Kennesaw State University Research and Service Foundation</i>
84.425U	COVID-19 - American Rescue Plan - Elementary and Secondary School Emergency Relief (ARP ESSER)	COVID-19, 84.425U	
	<i>COVID-19 - American Rescue Plan - Elementary and Secondary School Emergency Relief (ARP ESSER)</i>	<i>COVID-19, 84.425U</i>	<i>Georgia Association of Educational Leaders</i>
84.425U	COVID-19 - American Rescue Plan - Elementary and Secondary School Emergency Relief (ARP ESSER)	COVID-19, 84.425U	<i>Georgia Statewide Afterschool Network</i>
	<i>COVID-19 - American Rescue Plan - Elementary and Secondary School Emergency Relief (ARP ESSER)</i>	<i>COVID-19, 84.425U</i>	<i>Voices for Georgia's Children</i>
84.425U	Congressionally Directed Spending - Rehabilitation Services and Disability Research	COVID-19, 84.425U	
84.427			
84.U20	National Assessment of Educational Progress	ED-IES-14-C-0071	

**Bolded and italicized award lines indicate pass-through funding.
The accompanying notes are an integral part of this schedule.**

State of Georgia

Identifying Number Assigned by Funder Pass-Through	Total Amount Provided to Sub-Recipients	Federal Expenditures	Federal Program Total	Cluster Name	Cluster Total
"61390"		\$52,026.00	\$2,105,621.00	Research and Development	\$1,853,636,499.00
		\$670,390.00	\$2,105,621.00	Research and Development	\$1,853,636,499.00
		\$331,170.00	\$331,170.00	Research and Development	\$1,853,636,499.00
	\$263,329.00	\$512,471.00	\$512,471.00	Research and Development	\$1,853,636,499.00
		\$671,939.00	\$671,939.00	N/A	\$0.00
		\$502,305.00	\$1,004,935.00	N/A	\$0.00
	\$153,135.00	\$502,630.00	\$1,004,935.00	N/A	\$0.00
"39G4200"		\$302,338.00	\$1,815,677.00	N/A	\$0.00
		\$806,640.00	\$1,815,677.00	N/A	\$0.00
		\$706,699.00	\$1,815,677.00	Research and Development	\$1,853,636,499.00
"36690"		\$1,304.00	\$3,344,665.00	N/A	\$0.00
		\$840,190.00	\$3,344,665.00	N/A	\$0.00
	\$301,136.00	\$2,503,171.00	\$3,344,665.00	Research and Development	\$1,853,636,499.00
	\$7,945,121.00	\$8,566,427.00	\$8,566,427.00	N/A	\$0.00
"431785"		\$257,729.00	\$23,810,645.00	N/A	\$0.00
	\$22,881,824.00	\$23,382,047.00	\$23,810,645.00	N/A	\$0.00
"GWCS102024"		\$170,869.00	\$23,810,645.00	Research and Development	\$1,853,636,499.00
	\$79,439,591.00	\$85,787,930.00	\$85,787,930.00	N/A	\$0.00
		\$13,929,137.00	\$13,929,137.00	N/A	\$0.00
	\$27,033,767.00	\$28,275,635.00	\$28,275,635.00	N/A	\$0.00
"41-1778617"		\$78,221.00	\$701,342.00	N/A	\$0.00
		\$623,121.00	\$701,342.00	Research and Development	\$1,853,636,499.00
		\$2,143,316.00	\$2,143,316.00	Student Financial Assistance	\$2,345,573,802.00
		\$7,740,446.00	\$7,740,446.00	N/A	\$0.00
		-\$422.00	-\$422.00	Student Financial Assistance	\$2,345,573,802.00
"CON019442"		\$797.00	\$178,800.00	Research and Development	\$1,853,636,499.00
"CON012019"		\$59,899.00	\$178,800.00	Research and Development	\$1,853,636,499.00
		\$118,104.00	\$178,800.00	Research and Development	\$1,853,636,499.00
		\$2,339,709.00	\$2,339,709.00	N/A	\$0.00
		\$100,422.00	\$5,095,830.00	N/A	\$0.00
"420118-DSC"		\$66,895.00	\$5,095,830.00	Research and Development	\$1,853,636,499.00
	\$553,737.00	\$4,928,513.00	\$5,095,830.00	Research and Development	\$1,853,636,499.00
	\$61,736,300.00	\$65,633,405.00	\$65,633,405.00	N/A	\$0.00
		\$2,810,333.00	\$2,810,333.00	N/A	\$0.00
	\$4,301.00	\$4,301.00	\$4,301.00	N/A	\$0.00
		\$569,271.00	\$569,271.00	N/A	\$0.00
		\$56,219.00	\$56,219.00	N/A	\$0.00
		\$15,260,438.00	\$15,260,438.00	N/A	\$0.00
		\$742,253.00	\$742,253.00	N/A	\$0.00
	\$3,270,799.00	\$3,270,799.00	\$3,270,799.00	N/A	\$0.00
		\$300,897.00	\$300,897.00	N/A	\$0.00
"431652"		\$225,891.00	\$511,581,755.00	N/A	\$0.00
	\$477,810,932.00	\$511,181,784.00	\$511,581,755.00	N/A	\$0.00
"RGAE000172000A"		\$49.00	\$511,581,755.00	Research and Development	\$1,853,636,499.00
"149036"	-\$17,757.00	\$173,931.00	\$511,581,755.00	Research and Development	\$1,853,636,499.00
"RVFGC000175140A"		\$100.00	\$511,581,755.00	Research and Development	\$1,853,636,499.00
		\$482,424.00	\$482,424.00	N/A	\$0.00
	\$52,274.00	\$172,275.00	\$172,275.00	N/A	\$0.00

**SCHEDULE OF EXPENDITURES OF FEDERAL AWARDS
FOR THE FISCAL YEAR ENDED JUNE 30, 2025**

Federal ALN Number	Federal Awarding Agency/Program Title	Additional Award Identification (Optional)	Name of Funder Pass-Through Entity
<i>84.U21</i>	<i>CEEDAR: MTSS Mini Grant</i>	<i>2025-27</i>	<i>Georgia Southern University Research and Service Foundation, Inc.</i>
Total Department of Education			
Consumer Product Safety Commission			
87.003	Nicholas and Zachary Burt Memorial Carbon Monoxide Poisoning Prevention Grants		
Total Consumer Product Safety Commission			
National Archives and Records Administration			
<i>89.003</i>	<i>National Historical Publications and Records Grants</i>		<i>West Virginia University Research Corporation</i>
89.003	National Historical Publications and Records Grants		
Total National Archives and Records Administration			
Election Assistance Commission			
<i>90.400</i>	<i>Help America Vote College Program</i>		<i>Kennesaw State University Research and Service Foundation</i>
90.404	HAVA Election Security Grants		
Total Election Assistance Commission			
Southeast Crescent Regional Commission			
<i>90.705</i>	<i>Southeast Crescent Regional Commission - Economic and Infrastructure Development Grants</i>		<i>Southeast Crescent Regional Commission (SCRC)</i>
<i>90.705</i>	<i>Southeast Crescent Regional Commission - Economic and Infrastructure Development Grants</i>		<i>Southeast Crescent Regional Commission (SCRC)</i>
Total Southeast Crescent Regional Commission			
Department of Health and Human Services			
93.008	Medical Reserve Corps Small Grant Program		
93.041	Special Programs for the Aging, Title VII, Chapter 3, Programs for Prevention of Elder Abuse, Neglect, and Exploitation		
93.042	Special Programs for the Aging, Title VII, Chapter 2, Long Term Care Ombudsman Services for Older Individuals		
93.043	Special Programs for the Aging, Title III, Part D, Disease Prevention and Health Promotion Services		
93.043	COVID-19 - Special Programs for the Aging, Title III, Part D, Disease Prevention and Health Promotion Services	COVID-19, RUTXA000167500A	
93.044	Special Programs for the Aging, Title III, Part B, Grants for Supportive Services and Senior Centers		
93.044	COVID-19 - Special Programs for the Aging, Title III, Part B, Grants for Supportive Services and Senior Centers	COVID-19, 75D30121C10133	
93.045	Special Programs for the Aging, Title III, Part C, Nutrition Services		
93.045	COVID-19 - Special Programs for the Aging, Title III, Part C, Nutrition Services	COVID-19	
<i>93.048</i>	<i>Special Programs for the Aging, Title IV, and Title II, Discretionary Projects</i>		<i>Georgia Southern University Research and Service Foundation, Inc.</i>
<i>93.048</i>	<i>Special Programs for the Aging, Title IV, and Title II, Discretionary Projects</i>		<i>University of Florida</i>
93.048	Special Programs for the Aging, Title IV, and Title II, Discretionary Projects		
<i>93.048</i>	<i>Special Programs for the Aging, Title IV, and Title II, Discretionary Projects</i>		<i>Atlanta Regional Commission</i>
93.048	Special Programs for the Aging, Title IV, and Title II, Discretionary Projects		
93.048	COVID-19 - Special Programs for the Aging, Title IV, and Title II, Discretionary Projects	COVID-19	
<i>93.052</i>	<i>National Family Caregiver Support, Title III, Part E</i>		<i>CSRA Area Agency on Aging</i>
<i>93.052</i>	<i>National Family Caregiver Support, Title III, Part E</i>		<i>CSRA Area Agency on Aging</i>
<i>93.052</i>	<i>National Family Caregiver Support, Title III, Part E</i>		<i>Southern Georgia Regional Commission</i>
93.052	National Family Caregiver Support, Title III, Part E		
93.052	COVID-19 - National Family Caregiver Support, Title III, Part E	COVID-19	
93.053	Nutrition Services Incentive Program		
93.059	Training in General, Pediatric, and Public Health Dentistry		
<i>93.067</i>	<i>Global AIDS</i>		<i>Emory University</i>
<i>93.067</i>	<i>COVID-19 - Global AIDS</i>	<i>COVID-19</i>	<i>Emory University</i>
<i>93.068</i>	<i>Chronic Diseases: Research, Control, and Prevention</i>		<i>Emory University</i>
<i>93.068</i>	<i>Chronic Diseases: Research, Control, and Prevention</i>		<i>Emory University</i>
93.069	Public Health Emergency Preparedness		
93.070	Environmental Public Health and Emergency Response		

**Bolded and italicized award lines indicate pass-through funding.
The accompanying notes are an integral part of this schedule.**

State of Georgia

Identifying Number Assigned by Funder Pass-Through	Total Amount Provided to Sub-Recipients	Federal Expenditures	Federal Program Total	Cluster Name	Cluster Total
"39G4300"		\$2,766.00	\$2,766.00	N/A	\$0.00
	\$1,811,299,204.00	\$4,567,317,080.00			
		\$34,731.00	\$34,731.00	N/A	\$0.00
	\$0.00	\$34,731.00			
"24870UG"		\$36,629.00	\$109,137.00	Research and Development	\$1,853,636,499.00
	\$16,234.00	\$72,508.00	\$109,137.00	Research and Development	\$1,853,636,499.00
	\$16,234.00	\$109,137.00			
"431789"		\$5,237.00	\$5,237.00	N/A	\$0.00
		\$145,500.00	\$145,500.00	N/A	\$0.00
	\$0.00	\$150,737.00			
"208008"		\$71,574.00	\$189,637.00	N/A	\$0.00
"216953"		\$118,063.00	\$189,637.00	N/A	\$0.00
	\$0.00	\$189,637.00			
		\$635,844.00	\$635,844.00	N/A	\$0.00
		\$112,500.00	\$112,500.00	N/A	\$0.00
		\$497,367.00	\$497,367.00	N/A	\$0.00
	\$422,648.00	\$422,648.00	\$623,212.00	N/A	\$0.00
	\$200,564.00	\$200,564.00	\$623,212.00	N/A	\$0.00
	\$8,001,487.00	\$10,123,283.00	\$12,582,384.00	Aging Cluster	\$39,800,519.00
	\$2,177,905.00	\$2,459,101.00	\$12,582,384.00	Aging Cluster	\$39,800,519.00
	\$20,260,700.00	\$21,774,852.00	\$25,255,983.00	Aging Cluster	\$39,800,519.00
	\$3,481,131.00	\$3,481,131.00	\$25,255,983.00	Aging Cluster	\$39,800,519.00
"39G4194"		\$113,078.00	\$352,171.00	N/A	\$0.00
"CON019532"		\$79,319.00	\$352,171.00	N/A	\$0.00
		\$151,323.00	\$352,171.00	N/A	\$0.00
"CON018052"		\$10,245.00	\$352,171.00	Research and Development	\$1,853,636,499.00
		-\$1,798.00	\$352,171.00	Research and Development	\$1,853,636,499.00
		\$4.00	\$352,171.00	N/A	\$0.00
"CONTRACT # 20-25-2234"		\$14,021.00	\$4,099,003.00	N/A	\$0.00
"CONTRACT # 24-08-2160"		-\$10,976.00	\$4,099,003.00	N/A	\$0.00
"AAA-2025-11"		\$115,014.00	\$4,099,003.00	N/A	\$0.00
	\$3,258,714.00	\$3,258,714.00	\$4,099,003.00	N/A	\$0.00
	\$462,520.00	\$722,230.00	\$4,099,003.00	N/A	\$0.00
	\$1,962,152.00	\$1,962,152.00	\$1,962,152.00	Aging Cluster	\$39,800,519.00
		\$88,375.00	\$88,375.00	N/A	\$0.00
"A126270"		-\$917.00	-\$2,300.00	Research and Development	\$1,853,636,499.00
"A344228"		-\$1,383.00	-\$2,300.00	Research and Development	\$1,853,636,499.00
"32323"		\$56,245.00	\$61,984.00	N/A	\$0.00
"SU01DP006698-03-00"		\$5,739.00	\$61,984.00	Research and Development	\$1,853,636,499.00
	\$9,539,272.00	\$17,107,424.00	\$17,107,424.00	N/A	\$0.00
	\$106,986.00	\$745,682.00	\$764,002.00	N/A	\$0.00

**SCHEDULE OF EXPENDITURES OF FEDERAL AWARDS
FOR THE FISCAL YEAR ENDED JUNE 30, 2025**

Federal ALN Number	Federal Awarding Agency/Program Title	Additional Award Identification (Optional)	Name of Funder Pass-Through Entity
93.070	<i>Environmental Public Health and Emergency Response</i>		<i>Puerto Rico Science, Technology & Research Trust</i>
93.071	Medicare Enrollment Assistance Program		
93.073	Birth Defects and Developmental Disabilities - Prevention and Surveillance		
93.073	<i>Birth Defects and Developmental Disabilities - Prevention and Surveillance</i>		<i>Emory University</i>
93.073	<i>Birth Defects and Developmental Disabilities - Prevention and Surveillance</i>		<i>Oregon Health and Science University</i>
93.077	<i>Family Smoking Prevention and Tobacco Control Act Regulatory Research</i>		<i>University of California, Santa Barbara</i>
93.077	<i>Family Smoking Prevention and Tobacco Control Act Regulatory Research</i>		<i>University of Kentucky Research Foundation</i>
93.077	<i>Family Smoking Prevention and Tobacco Control Act Regulatory Research</i>		<i>University of Michigan</i>
93.077	Family Smoking Prevention and Tobacco Control Act Regulatory Research		
93.079	Cooperative Agreements to Promote Adolescent Health through School-Based HIV/STD Prevention and School-Based Surveillance		
93.080	<i>Blood Disorder Program: Prevention, Surveillance, and Research</i>		<i>Hemophilia of Georgia</i>
93.080	Blood Disorder Program: Prevention, Surveillance, and Research		
93.084	<i>Prevention of Disease, Disability, and Death by Infectious Diseases</i>		<i>State University of New York</i>
93.084	<i>Prevention of Disease, Disability, and Death by Infectious Diseases</i>		<i>City of New Orleans</i>
93.084	<i>Prevention of Disease, Disability, and Death by Infectious Diseases</i>		<i>Emory University</i>
93.084	<i>Prevention of Disease, Disability, and Death by Infectious Diseases</i>		<i>Emory University</i>
93.084	Prevention of Disease, Disability, and Death by Infectious Diseases		
93.084	COVID-19 - Prevention of Disease, Disability, and Death by Infectious Diseases	COVID-19	
93.086	Healthy Marriage Promotion and Responsible Fatherhood Grants		
93.087	Enhance Safety of Children Affected by Substance Abuse		
93.092	Affordable Care Act (ACA) Personal Responsibility Education Program		
93.103	<i>Food and Drug Administration Research</i>		<i>Association of Food and Drug Officials</i>
93.103	Food and Drug Administration Research		
93.103	<i>Food and Drug Administration Research</i>		<i>Iowa State University</i>
93.103	<i>Food and Drug Administration Research</i>		<i>Massachusetts General Hospital</i>
93.103	<i>Food and Drug Administration Research</i>		<i>University of North Carolina at Chapel Hill</i>
93.103	<i>Food and Drug Administration Research</i>		<i>University of Wisconsin - Madison</i>
93.103	Food and Drug Administration Research		
93.104	Comprehensive Community Mental Health Services for Children with Serious Emotional Disturbances (SED)		
93.107	Area Health Education Centers		
93.110	<i>Maternal and Child Health Federal Consolidated Programs</i>		<i>Hemophilia of Georgia</i>
93.110	<i>Maternal and Child Health Federal Consolidated Programs</i>		<i>University of North Carolina</i>
93.110	<i>Maternal and Child Health Federal Consolidated Programs</i>		<i>University of North Carolina at Chapel Hill</i>
93.110	Maternal and Child Health Federal Consolidated Programs		
93.110	Maternal and Child Health Federal Consolidated Programs		
93.110	<i>Maternal and Child Health Federal Consolidated Programs</i>		<i>Cure HHT</i>
93.113	<i>Environmental Health</i>		<i>Dartmouth College</i>
93.113	<i>Environmental Health</i>		<i>Emory University</i>
93.113	<i>Environmental Health</i>		<i>Emory University</i>
93.113	<i>Environmental Health</i>		<i>Emory University</i>
93.113	<i>Environmental Health</i>		<i>Emory University</i>
93.113	<i>Environmental Health</i>		<i>Emory University</i>
93.113	<i>Environmental Health</i>		<i>Emory University</i>
93.113	<i>Environmental Health</i>		<i>Emory University</i>
93.113	<i>Environmental Health</i>		<i>Emory University</i>
93.113	<i>Environmental Health</i>		<i>Emory University</i>
93.113	<i>Environmental Health</i>		<i>Emory University</i>
93.113	<i>Environmental Health</i>		<i>Michigan Critical Care Consultants, Inc.</i>
93.113	<i>Environmental Health</i>		<i>Morehouse School of Medicine</i>
93.113	<i>Environmental Health</i>		<i>Northeast Ohio Medical University</i>
93.113	<i>Environmental Health</i>		<i>University of Washington</i>
93.113	<i>Environmental Health</i>		<i>Washington State University</i>
93.113	Environmental Health		
93.116	Project Grants and Cooperative Agreements for Tuberculosis Control Programs		
93.121	<i>Oral Diseases and Disorders Research</i>		<i>Emory University</i>
93.121	<i>Oral Diseases and Disorders Research</i>		<i>Emory University</i>
93.121	<i>Oral Diseases and Disorders Research</i>		<i>Kennesaw State University Research and Service Foundation</i>

**Bolded and italicized award lines indicate pass-through funding.
The accompanying notes are an integral part of this schedule.**

State of Georgia

Identifying Number Assigned by Funder Pass-Through	Total Amount Provided to Sub-Recipients	Federal Expenditures	Federal Program Total	Cluster Name	Cluster Total
"RPRSX000176800A"		\$18,320.00	\$764,002.00	Research and Development	\$1,853,636,499.00
	\$658,775.00	\$1,424,877.00	\$1,424,877.00	N/A	\$0.00
		\$459,148.00	\$526,037.00	N/A	\$0.00
"CON016532"		\$29,504.00	\$526,037.00	Research and Development	\$1,853,636,499.00
"CON017473"		\$37,385.00	\$526,037.00	Research and Development	\$1,853,636,499.00
"KK2445"		\$43,006.00	\$1,128,762.00	Research and Development	\$1,853,636,499.00
"1U54DA058256-01"		\$4,447.00	\$1,128,762.00	Research and Development	\$1,853,636,499.00
"CON019190"		\$14,699.00	\$1,128,762.00	Research and Development	\$1,853,636,499.00
	\$146,808.00	\$1,066,610.00	\$1,128,762.00	Research and Development	\$1,853,636,499.00
		\$48,246.00	\$48,246.00	N/A	\$0.00
"NU27DD000020-01-00"		\$34,195.00	\$745,140.00	N/A	\$0.00
	\$52,702.00	\$710,945.00	\$745,140.00	N/A	\$0.00
"CON017916"		\$24,263.00	\$6,057,812.00	N/A	\$0.00
"K23-1311"		\$158.00	\$6,057,812.00	Research and Development	\$1,853,636,499.00
"153362"		\$29,600.00	\$6,057,812.00	Research and Development	\$1,853,636,499.00
"CON013368"		\$5,365.00	\$6,057,812.00	Research and Development	\$1,853,636,499.00
		\$105,797.00	\$6,057,812.00	Research and Development	\$1,853,636,499.00
	\$274,428.00	\$5,892,629.00	\$6,057,812.00	N/A	\$0.00
	\$42,950.00	\$1,195,577.00	\$1,195,577.00	Research and Development	\$1,853,636,499.00
	\$156,025.00	\$539,035.00	\$539,035.00	Research and Development	\$1,853,636,499.00
	\$836,781.00	\$1,422,986.00	\$1,422,986.00	N/A	\$0.00
"G-2411-04863 & G-2311-04351"		\$4,559.00	\$2,651,351.00	N/A	\$0.00
		\$2,312,747.00	\$2,651,351.00	N/A	\$0.00
"026072B"		\$66,698.00	\$2,651,351.00	Research and Development	\$1,853,636,499.00
"146213"		\$131,498.00	\$2,651,351.00	Research and Development	\$1,853,636,499.00
"5133602 (3U01FD007857-0257)"		\$5,435.00	\$2,651,351.00	Research and Development	\$1,853,636,499.00
"CON019303"		\$44,795.00	\$2,651,351.00	Research and Development	\$1,853,636,499.00
		\$85,619.00	\$2,651,351.00	Research and Development	\$1,853,636,499.00
	\$650,202.00	\$979,087.00	\$979,087.00	N/A	\$0.00
	\$678,733.00	\$938,450.00	\$938,450.00	N/A	\$0.00
"2 H30MC24046-11-00"		\$22,575.00	\$2,693,748.00	N/A	\$0.00
"CON017018"		\$80,640.00	\$2,693,748.00	N/A	\$0.00
"CON018446"		\$89,874.00	\$2,693,748.00	N/A	\$0.00
		\$1,300,046.00	\$2,693,748.00	N/A	\$0.00
	\$286,208.00	\$1,092,962.00	\$2,693,748.00	N/A	\$0.00
"1 UP4MC46404-01-00"		\$107,651.00	\$2,693,748.00	Research and Development	\$1,853,636,499.00
"R1562"		\$202,249.00	\$2,854,412.00	Research and Development	\$1,853,636,499.00
"148031"		\$39,288.00	\$2,854,412.00	Research and Development	\$1,853,636,499.00
"149575"		\$304,825.00	\$2,854,412.00	Research and Development	\$1,853,636,499.00
"1P2CES03343001"		\$348,443.00	\$2,854,412.00	Research and Development	\$1,853,636,499.00
"208163"		\$92,413.00	\$2,854,412.00	Research and Development	\$1,853,636,499.00
"A114798"		\$10,043.00	\$2,854,412.00	Research and Development	\$1,853,636,499.00
"A541551"		\$43,453.00	\$2,854,412.00	Research and Development	\$1,853,636,499.00
"A593483"		\$22,774.00	\$2,854,412.00	Research and Development	\$1,853,636,499.00
"A731216"		\$7,840.00	\$2,854,412.00	Research and Development	\$1,853,636,499.00
"CON017157"		\$80,150.00	\$2,854,412.00	Research and Development	\$1,853,636,499.00
"RMICRR645192CV"		\$1,865.00	\$2,854,412.00	Research and Development	\$1,853,636,499.00
"UGA1001"		\$52,866.00	\$2,854,412.00	Research and Development	\$1,853,636,499.00
"G0366B"		\$9,272.00	\$2,854,412.00	Research and Development	\$1,853,636,499.00
"149300"		-\$1,645.00	\$2,854,412.00	Research and Development	\$1,853,636,499.00
"CON016711"		\$5,420.00	\$2,854,412.00	Research and Development	\$1,853,636,499.00
	\$90,551.00	\$1,635,156.00	\$2,854,412.00	Research and Development	\$1,853,636,499.00
	\$231,593.00	\$2,220,098.00	\$2,220,098.00	N/A	\$0.00
"142229"		\$116,117.00	\$2,699,680.00	Research and Development	\$1,853,636,499.00
"149381"		\$44,985.00	\$2,699,680.00	Research and Development	\$1,853,636,499.00
"431637"		\$118,527.00	\$2,699,680.00	Research and Development	\$1,853,636,499.00

**SCHEDULE OF EXPENDITURES OF FEDERAL AWARDS
FOR THE FISCAL YEAR ENDED JUNE 30, 2025**

Federal ALN Number	Federal Awarding Agency/Program Title	Additional Award Identification (Optional)	Name of Funder Pass-Through Entity
93.121	<i>Oral Diseases and Disorders Research</i>		<i>Kennesaw State University Research and Service Foundation</i>
93.121	<i>Oral Diseases and Disorders Research</i>		<i>Kennesaw State University Research and Service Foundation</i>
93.121	<i>Oral Diseases and Disorders Research</i>		<i>University of Florida</i>
93.121	<i>Oral Diseases and Disorders Research</i>		<i>University of Louisville</i>
93.121	Oral Diseases and Disorders Research		
93.124	Nurse Anesthetist Traineeship		
93.127	Emergency Medical Services for Children		
93.129	Technical and Non-Financial Assistance to Health Centers		
93.130	Cooperative Agreements to States/Territories for the Coordination and Development of Primary Care Offices		
93.135	<i>Centers for Research and Demonstration for Health Promotion and Disease Prevention</i>		<i>Morehouse School of Medicine</i>
93.135	Centers for Research and Demonstration for Health Promotion and Disease Prevention		
93.136	Injury Prevention and Control Research and State and Community Based Programs		
93.136	Injury Prevention and Control Research and State and Community Based Programs		
93.136	<i>Injury Prevention and Control Research and State and Community Based Programs</i>		<i>Kennesaw State University Research and Service Foundation</i>
93.136	<i>Injury Prevention and Control Research and State and Community Based Programs</i>		<i>Kennesaw State University Research and Service Foundation</i>
93.136	<i>Injury Prevention and Control Research and State and Community Based Programs</i>		<i>Kennesaw State University Research and Service Foundation</i>
93.136	<i>Injury Prevention and Control Research and State and Community Based Programs</i>		<i>University of Iowa</i>
93.136	<i>Injury Prevention and Control Research and State and Community Based Programs</i>		<i>University of North Texas Health Science</i>
93.136	Injury Prevention and Control Research and State and Community Based Programs		
93.137	<i>Community Programs to Improve Minority Health</i>		<i>City of Albany</i>
93.137	Community Programs to Improve Minority Health		
93.137	<i>Community Programs to Improve Minority Health</i>		<i>Morehouse School of Medicine</i>
93.143	<i>NIEHS Superfund Hazardous Substances_Basic Research and Education</i>		<i>Northeastern University</i>
93.143	<i>NIEHS Superfund Hazardous Substances_Basic Research and Education</i>		<i>Puerto Rico Science, Technology & Research Trust</i>
93.150	Projects for Assistance in Transition from Homelessness (PATH)		
93.155	<i>Rural Health Research Centers</i>		<i>National Network of Public Health Institutes</i>
93.157	<i>Centers of Excellence</i>		<i>Meharry Medical College</i>
93.161	<i>Health Program for Toxic Substances and Disease Registry</i>		<i>Colorado State University</i>
93.161	<i>Health Program for Toxic Substances and Disease Registry</i>		<i>Weill Cornell Medicine</i>
93.161	Health Program for Toxic Substances and Disease Registry		
93.165	Grants to States for Loan Repayment		
93.172	<i>Human Genome Research</i>		<i>Marquette University</i>
93.173	<i>Research Related to Deafness and Communication Disorders</i>		<i>Camellix, LLC</i>
93.173	<i>Research Related to Deafness and Communication Disorders</i>		<i>University of California, Irvine</i>
93.173	<i>Research Related to Deafness and Communication Disorders</i>		<i>University of Mississippi</i>
93.173	<i>Research Related to Deafness and Communication Disorders</i>		<i>University of South Carolina</i>
93.173	<i>Research Related to Deafness and Communication Disorders</i>		<i>University of Texas at Austin</i>
93.173	<i>Research Related to Deafness and Communication Disorders</i>		<i>University of Washington</i>
93.173	Research Related to Deafness and Communication Disorders		
93.173	Research Related to Deafness and Communication Disorders		
93.178	Nursing Workforce Diversity		
93.184	<i>Disabilities Prevention</i>		<i>University of Alabama at Birmingham</i>
93.184	Disabilities Prevention		
93.185	Immunization Research, Demonstration, Public Information and Education Training and Clinical Skills Improvement Projects		
93.191	Graduate Psychology Education		
93.197	Childhood Lead Poisoning Prevention Projects, State and Local Childhood Lead Poisoning Prevention and Surveillance of Blood Lead Levels in Children		
93.211	<i>Telehealth Programs</i>		<i>Georgia Southern University Research and Service Foundation, Inc.</i>
93.211	<i>Telehealth Programs</i>		<i>JBS International</i>
93.213	<i>Research and Training in Complementary and Integrative Health</i>		<i>Arts Midwest</i>
93.213	<i>Research and Training in Complementary and Integrative Health</i>		<i>Emory University</i>
93.213	<i>Research and Training in Complementary and Integrative Health</i>		<i>Emory University</i>
93.213	<i>Research and Training in Complementary and Integrative Health</i>		<i>Emory University</i>

**Bolded and italicized award lines indicate pass-through funding.
The accompanying notes are an integral part of this schedule.**

State of Georgia

Identifying Number Assigned by Funder Pass-Through	Total Amount Provided to Sub-Recipients	Federal Expenditures	Federal Program Total	Cluster Name	Cluster Total
"431682"		\$152,193.00	\$2,699,680.00	Research and Development	\$1,853,636,499.00
"431683"		\$56,175.00	\$2,699,680.00	Research and Development	\$1,853,636,499.00
"SUB00004760"		\$27,421.00	\$2,699,680.00	Research and Development	\$1,853,636,499.00
"CON017276"		\$8,424.00	\$2,699,680.00	Research and Development	\$1,853,636,499.00
	\$272,289.00	\$2,175,838.00	\$2,699,680.00	Research and Development	\$1,853,636,499.00
		\$62,087.00	\$62,087.00	N/A	\$0.00
		\$202,727.00	\$202,727.00	N/A	\$0.00
		\$153,152.00	\$153,152.00	N/A	\$0.00
		\$261,183.00	\$261,183.00	N/A	\$0.00
"19U48DP006411"		\$18,436.00	\$851,481.00	Research and Development	\$1,853,636,499.00
	\$54,027.00	\$833,045.00	\$851,481.00	Research and Development	\$1,853,636,499.00
		\$3,447.00	\$8,510,929.00	N/A	\$0.00
	\$1,809,449.00	\$7,511,578.00	\$8,510,929.00	N/A	\$0.00
"431595"		\$22,590.00	\$8,510,929.00	Research and Development	\$1,853,636,499.00
"431811"		\$19,473.00	\$8,510,929.00	Research and Development	\$1,853,636,499.00
"431814"		\$224,067.00	\$8,510,929.00	Research and Development	\$1,853,636,499.00
"50524701"		\$20,574.00	\$8,510,929.00	Research and Development	\$1,853,636,499.00
"CON018854"		\$45,626.00	\$8,510,929.00	Research and Development	\$1,853,636,499.00
	\$64,650.00	\$663,574.00	\$8,510,929.00	Research and Development	\$1,853,636,499.00
"MUGEUIBKEQ93"		-\$2,085.00	\$754,292.00	N/A	\$0.00
	\$65,382.00	\$646,228.00	\$754,292.00	N/A	\$0.00
"CON016780"		\$110,149.00	\$754,292.00	Research and Development	\$1,853,636,499.00
"50094778050"		\$51,447.00	\$96,658.00	Research and Development	\$1,853,636,499.00
"2024-00137A"		\$45,211.00	\$96,658.00	Research and Development	\$1,853,636,499.00
	\$994,630.00	\$1,339,629.00	\$1,339,629.00	N/A	\$0.00
"CON020541"		\$188,827.00	\$188,827.00	N/A	\$0.00
"HRSA18-0009"		\$5,930.00	\$5,930.00	N/A	\$0.00
"142275"		\$9.00	\$3,504,235.00	Research and Development	\$1,853,636,499.00
"145242"		\$92,949.00	\$3,504,235.00	Research and Development	\$1,853,636,499.00
	\$870,370.00	\$3,411,277.00	\$3,504,235.00	Research and Development	\$1,853,636,499.00
		\$380,140.00	\$380,140.00	N/A	\$0.00
"2439-01-01"		\$99,498.00	\$99,498.00	Research and Development	\$1,853,636,499.00
"1R41DC020678-01"		\$17,138.00	\$2,426,675.00	Research and Development	\$1,853,636,499.00
"CON014600"		\$941.00	\$2,426,675.00	Research and Development	\$1,853,636,499.00
"5R01DC018919-04"		\$1,539.00	\$2,426,675.00	Research and Development	\$1,853,636,499.00
"CON017147"		\$64,093.00	\$2,426,675.00	Research and Development	\$1,853,636,499.00
"139170"		-\$16,636.00	\$2,426,675.00	Research and Development	\$1,853,636,499.00
"CON017271"		\$22,862.00	\$2,426,675.00	Research and Development	\$1,853,636,499.00
		\$1,053,134.00	\$2,426,675.00	Research and Development	\$1,853,636,499.00
	\$327,968.00	\$1,283,604.00	\$2,426,675.00	Research and Development	\$1,853,636,499.00
		\$590,109.00	\$590,109.00	N/A	\$0.00
"CON018040"		\$56,897.00	\$791,955.00	Research and Development	\$1,853,636,499.00
	\$98,762.00	\$735,058.00	\$791,955.00	Research and Development	\$1,853,636,499.00
		\$201,249.00	\$201,249.00	Research and Development	\$1,853,636,499.00
		\$828,109.00	\$828,109.00	Research and Development	\$1,853,636,499.00
	\$31,590.00	\$720,408.00	\$720,408.00	N/A	\$0.00
"39G4189"		\$638,673.00	\$809,216.00	N/A	\$0.00
"CON016358"		\$170,543.00	\$809,216.00	N/A	\$0.00
"CON019946"		\$7,923.00	\$1,354,249.00	Research and Development	\$1,853,636,499.00
"148796"		\$33,157.00	\$1,354,249.00	Research and Development	\$1,853,636,499.00
"CON018787"		\$13,489.00	\$1,354,249.00	Research and Development	\$1,853,636,499.00
"CON020364"		\$27,466.00	\$1,354,249.00	Research and Development	\$1,853,636,499.00

**SCHEDULE OF EXPENDITURES OF FEDERAL AWARDS
FOR THE FISCAL YEAR ENDED JUNE 30, 2025**

Federal ALN Number	Federal Awarding Agency/Program Title	Additional Award Identification (Optional)	Name of Funder Pass-Through Entity
93.213	<i>Research and Training in Complementary and Integrative Health</i>		<i>University of Minnesota</i>
93.213	<i>Research and Training in Complementary and Integrative Health</i>		<i>University of Minnesota</i>
93.213	<i>Research and Training in Complementary and Integrative Health</i>		<i>University of Minnesota</i>
93.213	Research and Training in Complementary and Integrative Health		
	Health Center Program (Community Health Centers, Migrant Health Centers, Health Care for the Homeless, and Public Housing Primary Care)		
93.224	Health Center Program (Community Health Centers, Migrant Health Centers, Health Care for the Homeless, and Public Housing Primary Care)		
93.226	Research on Healthcare Costs, Quality and Outcomes		
93.233	National Center on Sleep Disorders Research		
93.234	Traumatic Brain Injury State Demonstration Grant Program		
93.235	Title V State Sexual Risk Avoidance Education (Title V State SRAE) Program		
93.236	Grants to States to Support Oral Health Workforce Activities		
93.239	<i>Policy Research and Evaluation Grants</i>		<i>University of Wisconsin - Madison</i>
93.240	State Capacity Building		
93.240	<i>State Capacity Building</i>		<i>Emory University</i>
			<i>Georgia Southern University Research and Service Foundation, Inc.</i>
93.241	<i>State Rural Hospital Flexibility Program</i>		
93.241	State Rural Hospital Flexibility Program		
			<i>Georgia Southern University Research and Service Foundation, Inc.</i>
93.241	<i>State Rural Hospital Flexibility Program</i>		<i>Boys Town National Research Hospital</i>
93.242	<i>Mental Health Research Grants</i>		<i>DePaul University</i>
93.242	<i>Mental Health Research Grants</i>		<i>Emory University</i>
93.242	<i>Mental Health Research Grants</i>		<i>Emory University</i>
93.242	<i>Mental Health Research Grants</i>		<i>Emory University</i>
93.242	<i>Mental Health Research Grants</i>		<i>Emory University</i>
93.242	<i>Mental Health Research Grants</i>		<i>George Washington University</i>
93.242	<i>Mental Health Research Grants</i>		<i>Hartford Hospital</i>
93.242	<i>Mental Health Research Grants</i>		<i>Harvard University</i>
93.242	<i>Mental Health Research Grants</i>		<i>Johns Hopkins University</i>
93.242	<i>Mental Health Research Grants</i>		<i>Kaiser Foundation Research Institute</i>
93.242	<i>Mental Health Research Grants</i>		<i>Kansas State University</i>
			<i>Kennesaw State University Research and Service Foundation</i>
93.242	<i>Mental Health Research Grants</i>		<i>Massachusetts Institute of Technology</i>
93.242	<i>Mental Health Research Grants</i>		<i>Ocean State Research Institute</i>
93.242	<i>Mental Health Research Grants</i>		<i>Ohio State University</i>
93.242	<i>Mental Health Research Grants</i>		<i>Oregon Research Institute</i>
			<i>Research Foundation for Mental Hygiene, Inc.</i>
93.242	<i>Mental Health Research Grants</i>		<i>Tulane University</i>
93.242	<i>Mental Health Research Grants</i>		<i>University of California, Irvine</i>
93.242	<i>Mental Health Research Grants</i>		<i>University of Pittsburgh</i>
93.242	<i>Mental Health Research Grants</i>		<i>University of Pittsburgh</i>
93.242	<i>Mental Health Research Grants</i>		<i>University of Pittsburgh</i>
93.242	<i>Mental Health Research Grants</i>		<i>University of Pittsburgh</i>
93.242	<i>Mental Health Research Grants</i>		<i>University of Wyoming</i>
93.242	<i>Mental Health Research Grants</i>		<i>Yale University</i>
93.242	Mental Health Research Grants		
93.243	<i>Substance Abuse and Mental Health Services Projects of Regional and National Significance</i>		<i>Georgia Parent Support Network, Inc.</i>
	Substance Abuse and Mental Health Services Projects of Regional and National Significance		
93.243	Substance Abuse and Mental Health Services Projects of Regional and National Significance		
93.243	Substance Abuse and Mental Health Services Projects of Regional and National Significance		
93.243	<i>Substance Abuse and Mental Health Services Projects of Regional and National Significance</i>		<i>Allegheny Health Network</i>
	Substance Abuse and Mental Health Services Projects of Regional and National Significance		
93.243	<i>Substance Abuse and Mental Health Services Projects of Regional and National Significance</i>		<i>Baystate Medical Center</i>
	Substance Abuse and Mental Health Services Projects of Regional and National Significance		
93.243	<i>Substance Abuse and Mental Health Services Projects of Regional and National Significance</i>		<i>Empowerment Resource Center, Inc.</i>
	Substance Abuse and Mental Health Services Projects of Regional and National Significance		
93.243	<i>Substance Abuse and Mental Health Services Projects of Regional and National Significance</i>		<i>Empowerment Resource Center, Inc.</i>
	Substance Abuse and Mental Health Services Projects of Regional and National Significance		
93.243	<i>Substance Abuse and Mental Health Services Projects of Regional and National Significance</i>		<i>Foothills Regional High School</i>
	Substance Abuse and Mental Health Services Projects of Regional and National Significance		
93.243	<i>Substance Abuse and Mental Health Services Projects of Regional and National Significance</i>		<i>Georgia Center for Child Advocacy, Inc.</i>

**Bolded and italicized award lines indicate pass-through funding.
The accompanying notes are an integral part of this schedule.**

State of Georgia

Identifying Number Assigned by Funder Pass-Through	Total Amount Provided to Sub-Recipients	Federal Expenditures	Federal Program Total	Cluster Name	Cluster Total
"3R01A7012164-0351"		\$13,765.00	\$1,354,249.00	Research and Development	\$1,853,636,499.00
"N009621401"		-\$6,354.00	\$1,354,249.00	Research and Development	\$1,853,636,499.00
"SUBA00000277A011587701"		\$328,064.00	\$1,354,249.00	Research and Development	\$1,853,636,499.00
	\$218,688.00	\$936,739.00	\$1,354,249.00	Research and Development	\$1,853,636,499.00
	\$114,473.00	\$5,248,129.00	\$5,248,129.00	Health Center Program Cluster	\$5,372,420.00
	\$80,231.00	\$84,366.00	\$84,366.00	Research and Development	\$1,853,636,499.00
		\$264,113.00	\$264,113.00	Research and Development	\$1,853,636,499.00
		\$152,275.00	\$152,275.00	N/A	\$0.00
	\$1,967,322.00	\$2,184,139.00	\$2,184,139.00	N/A	\$0.00
	\$74,260.00	\$250,388.00	\$250,388.00	N/A	\$0.00
"0000003435"		\$5,430.00	\$5,430.00	Research and Development	\$1,853,636,499.00
		\$469,127.00	\$484,626.00	N/A	\$0.00
"A1147251"		\$15,499.00	\$484,626.00	Research and Development	\$1,853,636,499.00
		\$9,686.00	\$1,001,199.00	N/A	\$0.00
"39G5400"		\$862,911.00	\$1,001,199.00	N/A	\$0.00
"2025-17"		\$128,602.00	\$1,001,199.00	Research and Development	\$1,853,636,499.00
"CON014676"		\$60,168.00	\$11,621,059.00	Research and Development	\$1,853,636,499.00
"501455SG2296"		\$182,573.00	\$11,621,059.00	Research and Development	\$1,853,636,499.00
"A1183238"		\$94,370.00	\$11,621,059.00	Research and Development	\$1,853,636,499.00
"CON016891"		\$69,482.00	\$11,621,059.00	Research and Development	\$1,853,636,499.00
"CON017898"		\$41,436.00	\$11,621,059.00	Research and Development	\$1,853,636,499.00
"CON018965"		\$5,096.00	\$11,621,059.00	Research and Development	\$1,853,636,499.00
"24-M22"		\$272,002.00	\$11,621,059.00	Research and Development	\$1,853,636,499.00
"126370-UGA"		\$19,325.00	\$11,621,059.00	Research and Development	\$1,853,636,499.00
"CON015195"		\$140,600.00	\$11,621,059.00	Research and Development	\$1,853,636,499.00
"CON012125"		\$432.00	\$11,621,059.00	Research and Development	\$1,853,636,499.00
"CON019091"		\$7,176.00	\$11,621,059.00	Research and Development	\$1,853,636,499.00
"1R34MH126043-01A1"		\$118,642.00	\$11,621,059.00	Research and Development	\$1,853,636,499.00
"431588"		\$787.00	\$11,621,059.00	Research and Development	\$1,853,636,499.00
"CON012622"		-\$1,768.00	\$11,621,059.00	Research and Development	\$1,853,636,499.00
"512204"		\$5,596.00	\$11,621,059.00	Research and Development	\$1,853,636,499.00
"CON016831"		\$266,118.00	\$11,621,059.00	Research and Development	\$1,853,636,499.00
"CON017956"		\$70,111.00	\$11,621,059.00	Research and Development	\$1,853,636,499.00
"R01MH120317-01A1"		\$19,212.00	\$11,621,059.00	Research and Development	\$1,853,636,499.00
"CON013878"		-\$211.00	\$11,621,059.00	Research and Development	\$1,853,636,499.00
"CON018232"		\$99,004.00	\$11,621,059.00	Research and Development	\$1,853,636,499.00
"150146"		\$11,569.00	\$11,621,059.00	Research and Development	\$1,853,636,499.00
"154260"		\$5,855.00	\$11,621,059.00	Research and Development	\$1,853,636,499.00
"1R01MH137185-01"		\$226,414.00	\$11,621,059.00	Research and Development	\$1,853,636,499.00
"CON016624"		\$62,177.00	\$11,621,059.00	Research and Development	\$1,853,636,499.00
"CON016756"		\$51,676.00	\$11,621,059.00	Research and Development	\$1,853,636,499.00
"CON-80005187 (GR124219)"	\$1,261,326.00	\$9,308,382.00	\$11,621,059.00	Research and Development	\$1,853,636,499.00
"CON016622"		\$27,778.00	\$12,096,163.00	N/A	\$0.00
		\$193,317.00	\$12,096,163.00	N/A	\$0.00
	\$4,003,974.00	\$10,520,584.00	\$12,096,163.00	N/A	\$0.00
"CON017435"		\$23,647.00	\$12,096,163.00	Research and Development	\$1,853,636,499.00
"CON018693"		\$13,067.00	\$12,096,163.00	Research and Development	\$1,853,636,499.00
"AWD00017954"		\$11,694.00	\$12,096,163.00	Research and Development	\$1,853,636,499.00
"AWD00017955"		\$11,694.00	\$12,096,163.00	Research and Development	\$1,853,636,499.00
"AWD00016099"		\$8,392.00	\$12,096,163.00	Research and Development	\$1,853,636,499.00
"CON014783"		\$101,172.00	\$12,096,163.00	Research and Development	\$1,853,636,499.00

**SCHEDULE OF EXPENDITURES OF FEDERAL AWARDS
FOR THE FISCAL YEAR ENDED JUNE 30, 2025**

Federal ALN Number	Federal Awarding Agency/Program Title	Additional Award Identification (Optional)	Name of Funder Pass-Through Entity
93.243	<i>Substance Abuse and Mental Health Services Projects of Regional and National Significance</i>		<i>Kennesaw State University Research and Service Foundation</i>
93.243	<i>Substance Abuse and Mental Health Services Projects of Regional and National Significance</i>		<i>Kennesaw State University Research and Service Foundation</i>
93.243	<i>Substance Abuse and Mental Health Services Projects of Regional and National Significance</i>		<i>Positive Impact Health Centers, Inc.</i>
93.243	<i>Substance Abuse and Mental Health Services Projects of Regional and National Significance</i>		<i>Positive Impact Health Centers, Inc.</i>
93.243	<i>Substance Abuse and Mental Health Services Projects of Regional and National Significance</i>		<i>ViewPoint Therapeutics, Inc.</i>
93.243	<i>Substance Abuse and Mental Health Services Projects of Regional and National Significance</i>		<i>Wellstar Health System, Inc.</i>
93.243	Substance Abuse and Mental Health Services Projects of Regional and National Significance		
93.247	<i>Advanced Nursing Education Workforce Grant Program</i>		<i>Georgia Southern University Research and Service Foundation, Inc.</i>
93.247	Advanced Nursing Education Workforce Grant Program		
93.251	Early Hearing Detection and Intervention		
93.262	Occupational Safety and Health Program		
93.262	<i>Occupational Safety and Health Program</i>		<i>Ohio State University</i>
93.262	<i>Occupational Safety and Health Program</i>		<i>The Center for Construction Research and Training</i>
93.262	<i>Occupational Safety and Health Program</i>		<i>University of Florida</i>
93.262	<i>Occupational Safety and Health Program</i>		<i>University of Florida</i>
93.262	<i>Occupational Safety and Health Program</i>		<i>University of Florida</i>
93.262	<i>Occupational Safety and Health Program</i>		<i>University of Florida</i>
93.262	<i>Occupational Safety and Health Program</i>		<i>University of Florida</i>
93.262	<i>Occupational Safety and Health Program</i>		<i>University of Kentucky Research Foundation</i>
93.262	<i>Occupational Safety and Health Program</i>		<i>University of South Florida</i>
93.262	<i>Occupational Safety and Health Program</i>		<i>Washington State University</i>
93.262	Occupational Safety and Health Program		
93.264	Nurse Faculty Loan Program (NFLP)		
93.268	Immunization Cooperative Agreements		
93.268	COVID-19 - Immunization Cooperative Agreements	COVID-19	
93.270	Viral Hepatitis Prevention and Control		
93.273	<i>Alcohol Research Programs</i>		<i>Emory University</i>
93.273	<i>Alcohol Research Programs</i>		<i>University of Colorado</i>
93.273	<i>Alcohol Research Programs</i>		<i>University of Nebraska-Lincoln</i>
93.273	<i>Alcohol Research Programs</i>		<i>University of South Carolina</i>
93.273	<i>Alcohol Research Programs</i>		<i>University of Washington</i>
93.273	<i>Alcohol Research Programs</i>		<i>West Virginia University Research Corporation</i>
93.273	<i>Alcohol Research Programs</i>		<i>Yale University</i>
93.273	Alcohol Research Programs		
93.279	<i>Drug Use and Addiction Research Programs</i>		<i>Emory University</i>
93.279	<i>Drug Use and Addiction Research Programs</i>		<i>Emory University</i>
93.279	<i>Drug Use and Addiction Research Programs</i>		<i>Emory University</i>
93.279	<i>Drug Use and Addiction Research Programs</i>		<i>Georgia Southern University Research and Service Foundation, Inc.</i>
93.279	<i>Drug Use and Addiction Research Programs</i>		<i>Kennesaw State University Research and Service Foundation</i>
93.279	<i>Drug Use and Addiction Research Programs</i>		<i>Massachusetts Institute of Technology</i>
93.279	<i>Drug Use and Addiction Research Programs</i>		<i>Temple University</i>
93.279	<i>Drug Use and Addiction Research Programs</i>		<i>Temple University</i>
93.279	<i>Drug Use and Addiction Research Programs</i>		<i>University of Colorado</i>
93.279	<i>Drug Use and Addiction Research Programs</i>		<i>University of Missouri</i>
93.279	<i>Drug Use and Addiction Research Programs</i>		<i>University of Oregon</i>
93.279	<i>Drug Use and Addiction Research Programs</i>		<i>University of South Carolina</i>
93.279	<i>Drug Use and Addiction Research Programs</i>		<i>University of Wisconsin - Madison</i>
93.279	Drug Use and Addiction Research Programs		
93.279	Drug Use and Addiction Research Programs		
93.283	Centers for Disease Control and Prevention Investigations and Technical Assistance		
93.283	<i>Centers for Disease Control and Prevention Investigations and Technical Assistance</i>		<i>Trinity University</i>
93.286	<i>Discovery and Applied Research for Technological Innovations to Improve Human Health</i>		<i>Emory University</i>
93.286	<i>Discovery and Applied Research for Technological Innovations to Improve Human Health</i>		<i>Emory University</i>

Bolded and italicized award lines indicate pass-through funding.
The accompanying notes are an integral part of this schedule.

State of Georgia

Identifying Number Assigned by Funder Pass-Through	Total Amount Provided to Sub-Recipients	Federal Expenditures	Federal Program Total	Cluster Name	Cluster Total
"431674"		\$270,347.00	\$12,096,163.00	Research and Development	\$1,853,636,499.00
"431697"		\$2,196.00	\$12,096,163.00	Research and Development	\$1,853,636,499.00
"CON018442"		\$4,670.00	\$12,096,163.00	Research and Development	\$1,853,636,499.00
"CON020225"		\$9,995.00	\$12,096,163.00	Research and Development	\$1,853,636,499.00
"CON017749"		\$17,512.00	\$12,096,163.00	Research and Development	\$1,853,636,499.00
"SUBAWARD#: N4WWJC8T2593"		\$35,624.00	\$12,096,163.00	Research and Development	\$1,853,636,499.00
		\$844,474.00	\$12,096,163.00	Research and Development	\$1,853,636,499.00
"39G4172"		\$334,436.00	\$1,297,178.00	N/A	\$0.00
		\$962,742.00	\$1,297,178.00	N/A	\$0.00
		\$287,008.00	\$287,008.00	N/A	\$0.00
		\$214,508.00	\$545,087.00	N/A	\$0.00
"SPC-1000012395 / GR129299"		\$115,758.00	\$545,087.00	Research and Development	\$1,853,636,499.00
"153966"		-\$702.00	\$545,087.00	Research and Development	\$1,853,636,499.00
"SUB00003922"		-\$3,684.00	\$545,087.00	Research and Development	\$1,853,636,499.00
"SUB00004190"		\$9,534.00	\$545,087.00	Research and Development	\$1,853,636,499.00
"SUB00004384"		\$22,759.00	\$545,087.00	Research and Development	\$1,853,636,499.00
"SUB00004581"		\$7,569.00	\$545,087.00	Research and Development	\$1,853,636,499.00
"SUB00004635"		\$21,116.00	\$545,087.00	Research and Development	\$1,853,636,499.00
"HIHYA8ZINTM5"		\$21,193.00	\$545,087.00	Research and Development	\$1,853,636,499.00
"64201011108 PO P000025295"		\$1,190.00	\$545,087.00	Research and Development	\$1,853,636,499.00
"143443 WSU001179"		\$73,717.00	\$545,087.00	Research and Development	\$1,853,636,499.00
		\$62,129.00	\$545,087.00	Research and Development	\$1,853,636,499.00
		\$3,128,433.00	\$3,128,433.00	Student Financial Assistance	\$2,345,573,802.00
	\$7,824,613.00	\$217,182,759.00	\$236,013,602.00	N/A	\$0.00
	\$3,045,959.00	\$18,830,843.00	\$236,013,602.00	N/A	\$0.00
		\$798,865.00	\$798,865.00	N/A	\$0.00
"A1023212"		\$33,621.00	\$3,632,440.00	Research and Development	\$1,853,636,499.00
"CON019766"		\$69,606.00	\$3,632,440.00	Research and Development	\$1,853,636,499.00
"CON014322"		\$2,133.00	\$3,632,440.00	Research and Development	\$1,853,636,499.00
"2144552000058177"		\$257,093.00	\$3,632,440.00	Research and Development	\$1,853,636,499.00
"CON013167"		\$27,873.00	\$3,632,440.00	Research and Development	\$1,853,636,499.00
"18-588-UGRF"		\$14,445.00	\$3,632,440.00	Research and Development	\$1,853,636,499.00
"CON-80001484 (GR104576)"		\$21,510.00	\$3,632,440.00	Research and Development	\$1,853,636,499.00
	\$788,043.00	\$3,206,159.00	\$3,632,440.00	Research and Development	\$1,853,636,499.00
"142359"		-\$60,107.00	\$8,704,941.00	Research and Development	\$1,853,636,499.00
"149516"		\$8,063.00	\$8,704,941.00	Research and Development	\$1,853,636,499.00
"210603"		\$27,442.00	\$8,704,941.00	Research and Development	\$1,853,636,499.00
"39G4236"		\$39,289.00	\$8,704,941.00	Research and Development	\$1,853,636,499.00
"431737"		\$434,985.00	\$8,704,941.00	Research and Development	\$1,853,636,499.00
"142235"		\$85,237.00	\$8,704,941.00	Research and Development	\$1,853,636,499.00
"CON017689"		\$285,269.00	\$8,704,941.00	Research and Development	\$1,853,636,499.00
"CON017785"		\$33,214.00	\$8,704,941.00	Research and Development	\$1,853,636,499.00
"CON016989"		\$319,719.00	\$8,704,941.00	Research and Development	\$1,853,636,499.00
"CON019228"		\$55,870.00	\$8,704,941.00	Research and Development	\$1,853,636,499.00
"CON017611"		\$37,923.00	\$8,704,941.00	Research and Development	\$1,853,636,499.00
"22-4553"		\$11,599.00	\$8,704,941.00	Research and Development	\$1,853,636,499.00
"CON017784"		\$127,324.00	\$8,704,941.00	Research and Development	\$1,853,636,499.00
		\$16,078.00	\$8,704,941.00	Research and Development	\$1,853,636,499.00
	\$1,775,793.00	\$7,283,036.00	\$8,704,941.00	Research and Development	\$1,853,636,499.00
		-\$83.00	\$148,986.00	N/A	\$0.00
"CON019074"		\$149,069.00	\$148,986.00	Research and Development	\$1,853,636,499.00
"143036"		\$48,805.00	\$5,023,412.00	Research and Development	\$1,853,636,499.00
"147761"		\$18,206.00	\$5,023,412.00	Research and Development	\$1,853,636,499.00

State of Georgia

Identifying Number Assigned by Funder Pass-Through	Total Amount Provided to Sub-Recipients	Federal Expenditures	Federal Program Total	Cluster Name	Cluster Total
"153118"		-\$2,135.00	\$5,023,412.00	Research and Development	\$1,853,636,499.00
"CON017187"		\$1,058.00	\$5,023,412.00	Research and Development	\$1,853,636,499.00
"153997"		\$94,076.00	\$5,023,412.00	Research and Development	\$1,853,636,499.00
"431644"		\$59,481.00	\$5,023,412.00	Research and Development	\$1,853,636,499.00
"431706"		\$131,084.00	\$5,023,412.00	Research and Development	\$1,853,636,499.00
"431728"		\$115,944.00	\$5,023,412.00	Research and Development	\$1,853,636,499.00
"CON017093"		\$106,101.00	\$5,023,412.00	Research and Development	\$1,853,636,499.00
"144776"		\$99,658.00	\$5,023,412.00	Research and Development	\$1,853,636,499.00
"143079"		-\$1,627.00	\$5,023,412.00	Research and Development	\$1,853,636,499.00
"CON017154"		\$253,615.00	\$5,023,412.00	Research and Development	\$1,853,636,499.00
"211285"		\$8,192.00	\$5,023,412.00	Research and Development	\$1,853,636,499.00
		\$335,891.00	\$5,023,412.00	Research and Development	\$1,853,636,499.00
	\$726,748.00	\$3,755,063.00	\$5,023,412.00	Research and Development	\$1,853,636,499.00
		\$146.00	\$146.00	N/A	\$0.00
"CON019399"		\$52,909.00	\$52,909.00	N/A	\$0.00
		\$636,792.00	\$636,792.00	N/A	\$0.00
"39G4233A"		\$4,302.00	\$4,302.00	Research and Development	\$1,853,636,499.00
		-\$1,267.00	-\$1,267.00	N/A	\$0.00
"30225"		\$8,361.00	\$1,247,240.00	Research and Development	\$1,853,636,499.00
"147364"		\$132,732.00	\$1,247,240.00	Research and Development	\$1,853,636,499.00
"CON017168"		\$44,686.00	\$1,247,240.00	Research and Development	\$1,853,636,499.00
		\$926,873.00	\$1,247,240.00	Research and Development	\$1,853,636,499.00
	\$12,220.00	\$134,588.00	\$1,247,240.00	Research and Development	\$1,853,636,499.00
"UGM132769A"		\$74,842.00	\$33,954,149.00	Research and Development	\$1,853,636,499.00
"149143"		\$70,837.00	\$33,954,149.00	Research and Development	\$1,853,636,499.00
"7541"		\$279,313.00	\$33,954,149.00	Research and Development	\$1,853,636,499.00
"149028"		\$210,298.00	\$33,954,149.00	Research and Development	\$1,853,636,499.00
"216678"		\$13,016.00	\$33,954,149.00	Research and Development	\$1,853,636,499.00
"204380"		\$12,631.00	\$33,954,149.00	Research and Development	\$1,853,636,499.00
"151828"		\$54,128.00	\$33,954,149.00	Research and Development	\$1,853,636,499.00
"132243"		\$615.00	\$33,954,149.00	Research and Development	\$1,853,636,499.00
"144342"		\$14,008.00	\$33,954,149.00	Research and Development	\$1,853,636,499.00
"146261"		\$6,927.00	\$33,954,149.00	Research and Development	\$1,853,636,499.00
"147115"		\$99,843.00	\$33,954,149.00	Research and Development	\$1,853,636,499.00
"148649"		\$220,890.00	\$33,954,149.00	Research and Development	\$1,853,636,499.00
"149651"		\$191,330.00	\$33,954,149.00	Research and Development	\$1,853,636,499.00
"150831"		\$71,035.00	\$33,954,149.00	Research and Development	\$1,853,636,499.00
"151290"		\$203,100.00	\$33,954,149.00	Research and Development	\$1,853,636,499.00
"151559"		\$161,405.00	\$33,954,149.00	Research and Development	\$1,853,636,499.00
"151902"		\$79,003.00	\$33,954,149.00	Research and Development	\$1,853,636,499.00
"152384"		\$1,980.00	\$33,954,149.00	Research and Development	\$1,853,636,499.00
"152513"		\$28,676.00	\$33,954,149.00	Research and Development	\$1,853,636,499.00
"153674"		\$140,111.00	\$33,954,149.00	Research and Development	\$1,853,636,499.00
"153994"		\$58,942.00	\$33,954,149.00	Research and Development	\$1,853,636,499.00
"201288"		\$176,738.00	\$33,954,149.00	Research and Development	\$1,853,636,499.00
"202073"		\$212,920.00	\$33,954,149.00	Research and Development	\$1,853,636,499.00
"202180"		\$842,989.00	\$33,954,149.00	Research and Development	\$1,853,636,499.00
"202187"		\$60,233.00	\$33,954,149.00	Research and Development	\$1,853,636,499.00
"202201"		\$53,605.00	\$33,954,149.00	Research and Development	\$1,853,636,499.00
"202960"		\$7,543.00	\$33,954,149.00	Research and Development	\$1,853,636,499.00
"203320"		\$7,996.00	\$33,954,149.00	Research and Development	\$1,853,636,499.00
"203521"		\$59,996.00	\$33,954,149.00	Research and Development	\$1,853,636,499.00
"204384"		\$29,722.00	\$33,954,149.00	Research and Development	\$1,853,636,499.00
"204624"		\$46,114.00	\$33,954,149.00	Research and Development	\$1,853,636,499.00
"205137"		\$58,588.00	\$33,954,149.00	Research and Development	\$1,853,636,499.00
"209542"		\$25,000.00	\$33,954,149.00	Research and Development	\$1,853,636,499.00
"211810"		\$55,515.00	\$33,954,149.00	Research and Development	\$1,853,636,499.00

**SCHEDULE OF EXPENDITURES OF FEDERAL AWARDS
FOR THE FISCAL YEAR ENDED JUNE 30, 2025**

Federal ALN Number	Federal Awarding Agency/Program Title	Additional Award Identification (Optional)	Name of Funder Pass-Through Entity
93.310	<i>Trans-NIH Research Support</i>		<i>Emory University</i>
93.310	<i>Trans-NIH Research Support</i>		<i>Emory University</i>
93.310	<i>Trans-NIH Research Support</i>		<i>Emory University</i>
93.310	<i>Trans-NIH Research Support</i>		<i>Emory University</i>
93.310	<i>Trans-NIH Research Support</i>		<i>Emory University</i>
93.310	<i>Trans-NIH Research Support</i>		<i>George Washington University</i>
93.310	<i>Trans-NIH Research Support</i>		<i>George Washington University</i>
93.310	<i>Trans-NIH Research Support</i>		<i>Johns Hopkins University</i>
93.310	<i>Trans-NIH Research Support</i>		<i>Johns Hopkins University</i>
93.310	<i>Trans-NIH Research Support</i>		<i>Kennesaw State University Research and Service Foundation</i>
93.310	<i>Trans-NIH Research Support</i>		<i>Kennesaw State University Research and Service Foundation</i>
93.310	<i>Trans-NIH Research Support</i>		<i>LymphaTech</i>
93.310	<i>Trans-NIH Research Support</i>		<i>M S Technologies Corporation</i>
93.310	<i>Trans-NIH Research Support</i>		<i>Massachusetts General Hospital</i>
93.310	<i>Trans-NIH Research Support</i>		<i>Mayo Clinic, Jacksonville</i>
93.310	<i>Trans-NIH Research Support</i>		<i>Mayo Clinic, Jacksonville</i>
93.310	<i>Trans-NIH Research Support</i>		<i>Medical University of South Carolina</i>
93.310	<i>Trans-NIH Research Support</i>		<i>Morehouse College</i>
93.310	<i>Trans-NIH Research Support</i>		<i>Morehouse School of Medicine</i>
93.310	<i>Trans-NIH Research Support</i>		<i>Morehouse School of Medicine</i>
93.310	<i>Trans-NIH Research Support</i>		<i>Morehouse School of Medicine</i>
93.310	<i>Trans-NIH Research Support</i>		<i>North Carolina State University</i>
93.310	<i>Trans-NIH Research Support</i>		<i>Northeastern University</i>
93.310	<i>Trans-NIH Research Support</i>		<i>Northeastern University</i>
93.310	<i>Trans-NIH Research Support</i>		<i>Northeastern University</i>
93.310	<i>Trans-NIH Research Support</i>		<i>Northeastern University</i>
93.310	<i>Trans-NIH Research Support</i>		<i>Open Ephs</i>
93.310	<i>Trans-NIH Research Support</i>		<i>Oregon Health and Science University</i>
93.310	<i>Trans-NIH Research Support</i>		<i>Phase, Inc.</i>
93.310	<i>Trans-NIH Research Support</i>		<i>Purdue University</i>
93.310	<i>Trans-NIH Research Support</i>		<i>Rice University</i>
93.310	<i>Trans-NIH Research Support</i>		<i>Rice University</i>
93.310	<i>Trans-NIH Research Support</i>		<i>Seattle Children's Research Institute (SCRI)</i>
93.310	<i>Trans-NIH Research Support</i>		<i>SIRPant Immunotherapeutics, Inc.</i>
93.310	<i>Trans-NIH Research Support</i>		<i>Stevens Institute of Technology</i>
93.310	<i>Trans-NIH Research Support</i>		<i>Taskforce for Global Health</i>
93.310	<i>Trans-NIH Research Support</i>		<i>Taskforce for Global Health</i>
93.310	<i>Trans-NIH Research Support</i>		<i>Texas Tech University Health Sciences Center</i>
93.310	<i>Trans-NIH Research Support</i>		<i>The Marcus Foundation, Inc.</i>
93.310	<i>Trans-NIH Research Support</i>		<i>The Texas Heart Institute</i>
93.310	<i>Trans-NIH Research Support</i>		<i>University of California</i>
93.310	<i>Trans-NIH Research Support</i>		<i>University of California, San Francisco</i>
93.310	<i>Trans-NIH Research Support</i>		<i>University of Illinois at Urbana-Champaign</i>
93.310	<i>Trans-NIH Research Support</i>		<i>University of Kansas Medical Center Auxiliary, Inc.</i>
93.310	<i>Trans-NIH Research Support</i>		<i>University of Maryland, Baltimore County</i>
93.310	<i>Trans-NIH Research Support</i>		<i>University of North Carolina</i>
93.310	<i>Trans-NIH Research Support</i>		<i>University of North Texas</i>
93.310	<i>Trans-NIH Research Support</i>		<i>University of North Texas</i>
93.310	<i>Trans-NIH Research Support</i>		<i>University of North Texas</i>
93.310	<i>Trans-NIH Research Support</i>		<i>University of Texas at Austin</i>
93.310	<i>Trans-NIH Research Support</i>		<i>University of Texas at Austin</i>
93.310	<i>Trans-NIH Research Support</i>		<i>University of Texas at El Paso</i>
93.310	<i>Trans-NIH Research Support</i>		<i>University of Washington</i>
93.310	<i>Trans-NIH Research Support</i>		<i>University of Wisconsin - Madison</i>
93.310	<i>Trans-NIH Research Support</i>		<i>Vanderbilt University</i>
93.310	<i>Trans-NIH Research Support</i>		<i>Virginia Tech Applied Research Corporation (VT-ARC)</i>
93.310	<i>Trans-NIH Research Support</i>		<i>Virginia Tech Applied Research Corporation (VT-ARC)</i>
93.310	<i>Trans-NIH Research Support</i>		
93.310	<i>Trans-NIH Research Support</i>		
93.310	<i>Trans-NIH Research Support</i>		
93.310	COVID-19 - Trans-NIH Research Support	COVID-19	Emory University
93.314	Early Hearing Detection and Intervention Information System (EHDI-IS) Surveillance Program		

**Bolded and italicized award lines indicate pass-through funding.
The accompanying notes are an integral part of this schedule.**

State of Georgia

Identifying Number Assigned by Funder Pass-Through	Total Amount Provided to Sub-Recipients	Federal Expenditures	Federal Program Total	Cluster Name	Cluster Total
"212610"		\$52,870.00	\$33,954,149.00	Research and Development	\$1,853,636,499.00
"213052"		\$114,554.00	\$33,954,149.00	Research and Development	\$1,853,636,499.00
"215370"		\$75,582.00	\$33,954,149.00	Research and Development	\$1,853,636,499.00
"216275"		\$218,865.00	\$33,954,149.00	Research and Development	\$1,853,636,499.00
"216433"		\$23,897.00	\$33,954,149.00	Research and Development	\$1,853,636,499.00
"23-M83"		\$174,924.00	\$33,954,149.00	Research and Development	\$1,853,636,499.00
"24M45"		\$80,018.00	\$33,954,149.00	Research and Development	\$1,853,636,499.00
"149584"		\$306,640.00	\$33,954,149.00	Research and Development	\$1,853,636,499.00
"CON019175"		\$50,300.00	\$33,954,149.00	Research and Development	\$1,853,636,499.00
"431607"		\$209,091.00	\$33,954,149.00	Research and Development	\$1,853,636,499.00
"431742"		\$113,289.00	\$33,954,149.00	Research and Development	\$1,853,636,499.00
"215105"		\$159,388.00	\$33,954,149.00	Research and Development	\$1,853,636,499.00
"147901"		\$12,958.00	\$33,954,149.00	Research and Development	\$1,853,636,499.00
"220961"		\$96,903.00	\$33,954,149.00	Research and Development	\$1,853,636,499.00
"147965"		\$34,765.00	\$33,954,149.00	Research and Development	\$1,853,636,499.00
"206321"		\$98,663.00	\$33,954,149.00	Research and Development	\$1,853,636,499.00
"205200"		\$37,253.00	\$33,954,149.00	Research and Development	\$1,853,636,499.00
"215193"		\$46,843.00	\$33,954,149.00	Research and Development	\$1,853,636,499.00
"148292"		\$120,615.00	\$33,954,149.00	Research and Development	\$1,853,636,499.00
"148662"		\$98,302.00	\$33,954,149.00	Research and Development	\$1,853,636,499.00
"CON020086"		\$50,670.00	\$33,954,149.00	Research and Development	\$1,853,636,499.00
"152460"		\$26,289.00	\$33,954,149.00	Research and Development	\$1,853,636,499.00
"205820"		\$17,539.00	\$33,954,149.00	Research and Development	\$1,853,636,499.00
"500626-78050"		-\$73.00	\$33,954,149.00	Research and Development	\$1,853,636,499.00
"500921-78051"		-\$2,813.00	\$33,954,149.00	Research and Development	\$1,853,636,499.00
"500969-78051"		\$177,179.00	\$33,954,149.00	Research and Development	\$1,853,636,499.00
"149079"		\$5,594.00	\$33,954,149.00	Research and Development	\$1,853,636,499.00
"153070"		\$177,567.00	\$33,954,149.00	Research and Development	\$1,853,636,499.00
"202569"		\$94,716.00	\$33,954,149.00	Research and Development	\$1,853,636,499.00
"CON016975"		\$4,325.00	\$33,954,149.00	Research and Development	\$1,853,636,499.00
"152911"		\$11,594.00	\$33,954,149.00	Research and Development	\$1,853,636,499.00
"153701"		\$887,278.00	\$33,954,149.00	Research and Development	\$1,853,636,499.00
"149114"		\$165,341.00	\$33,954,149.00	Research and Development	\$1,853,636,499.00
"150780"		\$113,766.00	\$33,954,149.00	Research and Development	\$1,853,636,499.00
"216055"		\$14,683.00	\$33,954,149.00	Research and Development	\$1,853,636,499.00
"6074"		\$20,598.00	\$33,954,149.00	Research and Development	\$1,853,636,499.00
"6922/4911"		\$192,749.00	\$33,954,149.00	Research and Development	\$1,853,636,499.00
"153071"		\$16,484.00	\$33,954,149.00	Research and Development	\$1,853,636,499.00
"150371"		\$189,917.00	\$33,954,149.00	Research and Development	\$1,853,636,499.00
"152300"		\$266,475.00	\$33,954,149.00	Research and Development	\$1,853,636,499.00
"118211663"		\$1,710.00	\$33,954,149.00	Research and Development	\$1,853,636,499.00
"146167"		\$82,144.00	\$33,954,149.00	Research and Development	\$1,853,636,499.00
"152559"		\$27,249.00	\$33,954,149.00	Research and Development	\$1,853,636,499.00
"152491"		\$82,199.00	\$33,954,149.00	Research and Development	\$1,853,636,499.00
"212206"		\$48,005.00	\$33,954,149.00	Research and Development	\$1,853,636,499.00
"207621"		\$96,299.00	\$33,954,149.00	Research and Development	\$1,853,636,499.00
"202168"		\$347,611.00	\$33,954,149.00	Research and Development	\$1,853,636,499.00
"CON020354"		\$7,160.00	\$33,954,149.00	Research and Development	\$1,853,636,499.00
"RF00280SUB00159"		\$25,797.00	\$33,954,149.00	Research and Development	\$1,853,636,499.00
"151551"		\$16,885.00	\$33,954,149.00	Research and Development	\$1,853,636,499.00
"203085"		\$30,227.00	\$33,954,149.00	Research and Development	\$1,853,636,499.00
"2226141439D"		\$165,253.00	\$33,954,149.00	Research and Development	\$1,853,636,499.00
"151251"		\$117,449.00	\$33,954,149.00	Research and Development	\$1,853,636,499.00
"204641"		\$111,565.00	\$33,954,149.00	Research and Development	\$1,853,636,499.00
"VUMC73117"		-\$15.00	\$33,954,149.00	Research and Development	\$1,853,636,499.00
"211388"		\$191,512.00	\$33,954,149.00	Research and Development	\$1,853,636,499.00
"212286"		\$18,715.00	\$33,954,149.00	Research and Development	\$1,853,636,499.00
		\$88,524.00	\$33,954,149.00	Research and Development	\$1,853,636,499.00
	\$6,129,901.00	\$24,271,604.00	\$33,954,149.00	Research and Development	\$1,853,636,499.00
"CON016567"		\$38,769.00	\$33,954,149.00	Research and Development	\$1,853,636,499.00
		\$149,654.00	\$149,654.00	N/A	\$0.00

**SCHEDULE OF EXPENDITURES OF FEDERAL AWARDS
FOR THE FISCAL YEAR ENDED JUNE 30, 2025**

Federal ALN Number	Federal Awarding Agency/Program Title	Additional Award Identification (Optional)	Name of Funder Pass-Through Entity
93.317	Emerging Infections Programs		
93.317	COVID-19 - Emerging Infections Programs	COVID-19	
93.319	<i>Outreach Programs to Reduce the Prevalence of Obesity in High Risk Rural Areas</i>		<i>Clemson University</i>
93.319	Outreach Programs to Reduce the Prevalence of Obesity in High Risk Rural Areas		
93.323	Epidemiology and Laboratory Capacity for Infectious Diseases (ELC)		
93.323	<i>COVID-19 - Epidemiology and Laboratory Capacity for Infectious Diseases (ELC)</i>	<i>COVID-19</i>	<i>Georgia Southern University Research and Service Foundation, Inc.</i>
93.323	COVID-19 - Epidemiology and Laboratory Capacity for Infectious Diseases (ELC)	COVID-19	
93.324	State Health Insurance Assistance Program		
93.324	COVID-19 - State Health Insurance Assistance Program	COVID-19	
93.334	The Healthy Brain Initiative: Technical Assistance to Implement Public Health Actions related to Cognitive Health, Cognitive Impairment, and Caregiving at the State and Local Levels		
93.336	Behavioral Risk Factor Surveillance System		
93.336	COVID-19 - Behavioral Risk Factor Surveillance System	COVID-19	
93.342	Health Professions Student Loans, Including Primary Care Loans and Loans for Disadvantaged Students		
93.350	<i>National Center for Advancing Translational Sciences</i>		<i>Emory University</i>
93.350	<i>National Center for Advancing Translational Sciences</i>		<i>Emory University</i>
93.350	<i>National Center for Advancing Translational Sciences</i>		<i>Emory University</i>
93.350	<i>National Center for Advancing Translational Sciences</i>		<i>Emory University</i>
93.350	<i>National Center for Advancing Translational Sciences</i>		<i>Emory University</i>
93.350	<i>National Center for Advancing Translational Sciences</i>		<i>Emory University</i>
93.350	<i>National Center for Advancing Translational Sciences</i>		<i>Emory University</i>
93.350	<i>National Center for Advancing Translational Sciences</i>		<i>Emory University</i>
93.350	<i>National Center for Advancing Translational Sciences</i>		<i>Emory University</i>
93.350	<i>National Center for Advancing Translational Sciences</i>		<i>Emory University</i>
93.350	<i>National Center for Advancing Translational Sciences</i>		<i>Emory University</i>
93.350	<i>National Center for Advancing Translational Sciences</i>		<i>Emory University</i>
93.350	<i>National Center for Advancing Translational Sciences</i>		<i>Emory University</i>
93.350	<i>National Center for Advancing Translational Sciences</i>		<i>Emory University</i>
93.350	<i>National Center for Advancing Translational Sciences</i>		<i>Emory University</i>
93.350	<i>National Center for Advancing Translational Sciences</i>		<i>Emory University</i>
93.350	<i>National Center for Advancing Translational Sciences</i>		<i>Emory University</i>
93.350	<i>National Center for Advancing Translational Sciences</i>		<i>Emory University</i>
93.350	<i>National Center for Advancing Translational Sciences</i>		<i>Emory University</i>
93.351	<i>Research Infrastructure Programs</i>		<i>Emory University</i>
93.351	<i>Research Infrastructure Programs</i>		<i>PhotoSound Technologies, Inc.</i>
93.351	<i>Research Infrastructure Programs</i>		<i>Texas Tech University Health Sciences Center</i>
93.351	Research Infrastructure Programs		
93.354	<i>Public Health Emergency Response: Cooperative Agreement for Emergency Response: Public Health Crisis Response</i>		<i>Emory University</i>
93.354	<i>Public Health Emergency Response: Cooperative Agreement for Emergency Response: Public Health Crisis Response</i>		<i>Emory University</i>
93.354	COVID-19 - Public Health Emergency Response: Cooperative Agreement for Emergency Response: Public Health Crisis Response	COVID-19	
93.355	<i>Public Health Informatics & Technology Workforce Development Program (The PHIT Workforce Development Program)</i>		<i>Georgia Southern University Research and Service Foundation, Inc.</i>
93.359	Nurse Education, Practice Quality and Retention Grants		
93.360	<i>Biomedical Advanced Research and Development Authority (BARDA), Biodefense Medical Countermeasure Development</i>		<i>Emory University</i>
93.364	Nursing Student Loans		
93.365	<i>Sickle Cell Treatment Demonstration Program</i>		<i>University of Alabama at Birmingham</i>
93.366	State Actions to Improve Oral Health Outcomes and Partner Actions to Improve Oral Health Outcomes		
93.367	Flexible Funding Model - Infrastructure Development and Maintenance for State Manufactured Food Regulatory Programs		
93.369	ACL Independent Living State Grants		
93.384	<i>ADVANCED RESEARCH PROJECTS AGENCY for HEALTH (ARPA-H)</i>		<i>Emory University</i>
93.384	<i>ADVANCED RESEARCH PROJECTS AGENCY for HEALTH (ARPA-H)</i>		<i>Tulane University</i>
93.387	National and State Tobacco Control Program		
93.391	COVID-19 - Activities to Support State, Tribal, Local and Territorial (STLT) Health Department Response to Public Health or Healthcare Crises	COVID-19	
93.393	<i>Cancer Cause and Prevention Research</i>		<i>Dana-Farber Cancer Institute</i>
93.393	<i>Cancer Cause and Prevention Research</i>		<i>Emory University</i>
93.393	<i>Cancer Cause and Prevention Research</i>		<i>Lawrence Berkeley National Laboratory</i>

**Bolded and italicized award lines indicate pass-through funding.
The accompanying notes are an integral part of this schedule.**

State of Georgia

Identifying Number Assigned by Funder Pass-Through	Total Amount Provided to Sub-Recipients	Federal Expenditures	Federal Program Total	Cluster Name	Cluster Total
		\$8,480,471.00	\$10,887,661.00	N/A	\$0.00
		\$2,407,190.00	\$10,887,661.00	N/A	\$0.00
"2716-209-2016371"		\$11,291.00	\$731,509.00	Research and Development	\$1,853,636,499.00
		\$720,218.00	\$731,509.00	Research and Development	\$1,853,636,499.00
		\$4,735,416.00	\$68,608,524.00	N/A	\$0.00
"39G3082"		\$2,768,146.00	\$68,608,524.00	N/A	\$0.00
	\$1,889,224.00	\$61,104,962.00	\$68,608,524.00	N/A	\$0.00
	\$510,209.00	\$1,475,653.00	\$1,568,907.00	N/A	\$0.00
		\$93,254.00	\$1,568,907.00	N/A	\$0.00
		\$424,623.00	\$424,623.00	N/A	\$0.00
		\$491,892.00	\$497,117.00	N/A	\$0.00
		\$5,225.00	\$497,117.00	N/A	\$0.00
		\$742,378.00	\$742,378.00	Student Financial Assistance	\$2,345,573,802.00
"152577"		\$543,578.00	\$2,054,120.00	Research and Development	\$1,853,636,499.00
"152852"		\$165,772.00	\$2,054,120.00	Research and Development	\$1,853,636,499.00
"152988"		\$5,562.00	\$2,054,120.00	Research and Development	\$1,853,636,499.00
"214328"		\$36,159.00	\$2,054,120.00	Research and Development	\$1,853,636,499.00
"215109"		\$35,099.00	\$2,054,120.00	Research and Development	\$1,853,636,499.00
"A1054722 formerly A871339"		\$1,165,454.00	\$2,054,120.00	Research and Development	\$1,853,636,499.00
"A1065257"		-\$3,599.00	\$2,054,120.00	Research and Development	\$1,853,636,499.00
"A1073484"		\$32,125.00	\$2,054,120.00	Research and Development	\$1,853,636,499.00
"A1073632"		\$38,190.00	\$2,054,120.00	Research and Development	\$1,853,636,499.00
"A731680"		-\$29,641.00	\$2,054,120.00	Research and Development	\$1,853,636,499.00
"A738060"		\$3,662.00	\$2,054,120.00	Research and Development	\$1,853,636,499.00
"A739345"		\$4,228.00	\$2,054,120.00	Research and Development	\$1,853,636,499.00
"A872273"		\$2,262.00	\$2,054,120.00	Research and Development	\$1,853,636,499.00
"A885381"		\$7,081.00	\$2,054,120.00	Research and Development	\$1,853,636,499.00
"A885674"		\$12,152.00	\$2,054,120.00	Research and Development	\$1,853,636,499.00
"A885683"		\$31,267.00	\$2,054,120.00	Research and Development	\$1,853,636,499.00
		\$4,769.00	\$2,054,120.00	Research and Development	\$1,853,636,499.00
"143970"		\$95,380.00	\$2,247,297.00	Research and Development	\$1,853,636,499.00
"149002"		\$160,444.00	\$2,247,297.00	Research and Development	\$1,853,636,499.00
"CON017164"		\$18,475.00	\$2,247,297.00	Research and Development	\$1,853,636,499.00
		\$1,972,998.00	\$2,247,297.00	Research and Development	\$1,853,636,499.00
"A1065586"		\$78,827.00	\$10,703,136.00	Research and Development	\$1,853,636,499.00
"A704672"		\$8,423.00	\$10,703,136.00	Research and Development	\$1,853,636,499.00
	\$2,104,349.00	\$10,615,886.00	\$10,703,136.00	N/A	\$0.00
"39G2001"		\$218,231.00	\$218,231.00	N/A	\$0.00
		\$413,185.00	\$413,185.00	N/A	\$0.00
"142459"		\$63,034.00	\$63,034.00	Research and Development	\$1,853,636,499.00
		\$257,020.00	\$257,020.00	Student Financial Assistance	\$2,345,573,802.00
"5 U1EMC42461-02-00"		\$81,798.00	\$81,798.00	N/A	\$0.00
		-\$10,719.00	-\$10,719.00	N/A	\$0.00
		\$453,853.00	\$453,853.00	N/A	\$0.00
	\$590,523.00	\$590,523.00	\$590,523.00	N/A	\$0.00
"A900621"		\$430,710.00	\$592,115.00	Research and Development	\$1,853,636,499.00
"TUL-SCC-562846-24/25"		\$161,405.00	\$592,115.00	Research and Development	\$1,853,636,499.00
	\$566,151.00	\$1,670,804.00	\$1,670,804.00	N/A	\$0.00
	\$108,428.00	\$1,337,826.00	\$1,337,826.00	N/A	\$0.00
"147676"		\$51,697.00	\$2,636,109.00	Research and Development	\$1,853,636,499.00
"CON019967"		\$48,863.00	\$2,636,109.00	Research and Development	\$1,853,636,499.00
"CON016044"		\$56,520.00	\$2,636,109.00	Research and Development	\$1,853,636,499.00

**SCHEDULE OF EXPENDITURES OF FEDERAL AWARDS
FOR THE FISCAL YEAR ENDED JUNE 30, 2025**

Federal ALN Number	Federal Awarding Agency/Program Title	Additional Award Identification (Optional)	Name of Funder Pass-Through Entity
93.393	<i>Cancer Cause and Prevention Research</i>		<i>University of Kentucky Research Foundation</i>
93.393	Cancer Cause and Prevention Research		
93.394	<i>Cancer Detection and Diagnosis Research</i>		<i>New York University</i>
93.394	Cancer Detection and Diagnosis Research		
93.394	Cancer Detection and Diagnosis Research		
93.395	<i>Cancer Treatment Research</i>		<i>Athna Biotech, Inc.</i>
93.395	Cancer Treatment Research		<i>Brigham and Women's Hospital</i>
			<i>Georgia Southern University Research and Service Foundation, Inc.</i>
93.395	Cancer Treatment Research		<i>Mayo Clinic, Phoenix & Scottsdale</i>
93.395	Cancer Treatment Research		<i>MetCure Therapeutics, LLC</i>
93.395	Cancer Treatment Research		<i>Targut Biotechnologies, Inc.</i>
93.395	Cancer Treatment Research		<i>Tufts University</i>
93.395	Cancer Treatment Research		<i>University of North Carolina</i>
93.395	Cancer Treatment Research		
			<i>Louisiana State University Health Sciences, New Orleans</i>
93.396	Cancer Biology Research		<i>New York University</i>
93.396	Cancer Biology Research		<i>University of Alabama at Birmingham</i>
			<i>University of Alabama at Birmingham</i>
			<i>University of Illinois at Urbana-Champaign</i>
93.396	Cancer Biology Research		
93.396	Cancer Biology Research		
93.396	Cancer Biology Research		
93.397	<i>Cancer Centers Support Grants</i>		<i>Washington University in St. Louis</i>
93.398	Cancer Research Manpower		
93.399	Cancer Control		
	<i>Strengthening Public Health Systems and Services through National Partnerships to Improve and Protect the Nation's Health</i>		<i>ChangeLab Solutions</i>
93.421	<i>Strengthening Public Health Systems and Services through National Partnerships to Improve and Protect the Nation's Health</i>		<i>National Association of Chronic Disease Directors</i>
93.421	<i>Strengthening Public Health Systems and Services through National Partnerships to Improve and Protect the Nation's Health</i>		<i>National Association of County and City Health Officials</i>
93.421	<i>Strengthening Public Health Systems and Services through National Partnerships to Improve and Protect the Nation's Health</i>		
93.421	<i>Strengthening Public Health Systems and Services through National Partnerships to Improve and Protect the Nation's Health</i>		<i>CDC Foundation</i>
93.421	<i>Strengthening Public Health Systems and Services through National Partnerships to Improve and Protect the Nation's Health</i>		<i>Council of State and Territorial Epidemiologists</i>
93.421	<i>Strengthening Public Health Systems and Services through National Partnerships to Improve and Protect the Nation's Health</i>		<i>Council of State and Territorial Epidemiologists</i>
93.421	<i>Strengthening Public Health Systems and Services through National Partnerships to Improve and Protect the Nation's Health</i>		<i>Taskforce for Global Health</i>
93.421	<i>COVID-19 - Strengthening Public Health Systems and Services through National Partnerships to Improve and Protect the Nation's Health</i>	COVID-19	<i>Council of State and Territorial Epidemiologists</i>
93.423	1332 State Innovation Waivers		
93.426	The National Cardiovascular Health Program		
93.433	<i>ACL National Institute on Disability, Independent Living, and Rehabilitation Research</i>		<i>Syracuse University</i>
93.433	<i>ACL National Institute on Disability, Independent Living, and Rehabilitation Research</i>		<i>Langston University</i>
93.433	<i>ACL National Institute on Disability, Independent Living, and Rehabilitation Research</i>		<i>NORC at the University of Chicago</i>
93.433	<i>ACL National Institute on Disability, Independent Living, and Rehabilitation Research</i>		<i>North Carolina State University</i>
93.433	<i>ACL National Institute on Disability, Independent Living, and Rehabilitation Research</i>		<i>University of Illinois at Urbana-Champaign</i>
93.433	<i>ACL National Institute on Disability, Independent Living, and Rehabilitation Research</i>		<i>University of Michigan</i>
93.433	<i>ACL National Institute on Disability, Independent Living, and Rehabilitation Research</i>		
93.433	<i>ACL National Institute on Disability, Independent Living, and Rehabilitation Research</i>		
93.439	State Physical Activity and Nutrition (SPAN)		
93.464	ACL Assistive Technology		
93.470	<i>Alzheimer's Disease Program Initiative (ADPI)</i>		<i>Athens-Clark County</i>
93.470	Alzheimer's Disease Program Initiative (ADPI)		
93.478	Preventing Maternal Deaths: Supporting Maternal Mortality Review Committees		

**Bolded and italicized award lines indicate pass-through funding.
The accompanying notes are an integral part of this schedule.**

State of Georgia

Identifying Number Assigned by Funder Pass-Through	Total Amount Provided to Sub-Recipients	Federal Expenditures	Federal Program Total	Cluster Name	Cluster Total
"1 R21CA301113-01"		\$3,180.00	\$2,636,109.00	<i>Research and Development</i>	\$1,853,636,499.00
	\$480,573.00	\$2,475,849.00	\$2,636,109.00	Research and Development	\$1,853,636,499.00
"142263"		\$53,686.00	\$2,681,779.00	<i>Research and Development</i>	\$1,853,636,499.00
"CON017759"		\$41,995.00	\$2,681,779.00	<i>Research and Development</i>	\$1,853,636,499.00
		\$152,190.00	\$2,681,779.00	Research and Development	\$1,853,636,499.00
	\$404,103.00	\$2,433,908.00	\$2,681,779.00	Research and Development	\$1,853,636,499.00
"AWD00015111"		\$16,751.00	\$6,196,007.00	<i>Research and Development</i>	\$1,853,636,499.00
"2P01CA163205-11"		\$214,004.00	\$6,196,007.00	<i>Research and Development</i>	\$1,853,636,499.00
"39G3104"		\$209,306.00	\$6,196,007.00	<i>Research and Development</i>	\$1,853,636,499.00
"UNI-334241"		\$38,492.00	\$6,196,007.00	<i>Research and Development</i>	\$1,853,636,499.00
"R42-2021-UGA01"		\$32,512.00	\$6,196,007.00	<i>Research and Development</i>	\$1,853,636,499.00
"1R41CA272072-01"		\$5,477.00	\$6,196,007.00	<i>Research and Development</i>	\$1,853,636,499.00
"10454800001"		\$16,430.00	\$6,196,007.00	<i>Research and Development</i>	\$1,853,636,499.00
"5118110"		\$172,203.00	\$6,196,007.00	<i>Research and Development</i>	\$1,853,636,499.00
	\$560,141.00	\$5,490,832.00	\$6,196,007.00	Research and Development	\$1,853,636,499.00
"PH-24-112-004"		\$176,664.00	\$4,622,191.00	<i>Research and Development</i>	\$1,853,636,499.00
"152485"		\$258,237.00	\$4,622,191.00	<i>Research and Development</i>	\$1,853,636,499.00
"0005198055C001"		\$3,246.00	\$4,622,191.00	<i>Research and Development</i>	\$1,853,636,499.00
"1R01CA279170-01"		\$153,511.00	\$4,622,191.00	<i>Research and Development</i>	\$1,853,636,499.00
"148002"		\$428.00	\$4,622,191.00	<i>Research and Development</i>	\$1,853,636,499.00
		\$1,470,528.00	\$4,622,191.00	Research and Development	\$1,853,636,499.00
	\$610,067.00	\$2,559,577.00	\$4,622,191.00	Research and Development	\$1,853,636,499.00
"CON017342"		\$2,333.00	\$2,333.00	<i>Research and Development</i>	\$1,853,636,499.00
		\$318,089.00	\$318,089.00	Research and Development	\$1,853,636,499.00
	\$114,505.00	\$1,263,247.00	\$1,263,247.00	Research and Development	\$1,853,636,499.00
"CON017730"		\$3,781.00	\$812,642.00	N/A	\$0.00
"CON018548"		\$160,135.00	\$812,642.00	N/A	\$0.00
"2023-112805 (6NU38OT0003036-05-05)"		\$5,212.00	\$812,642.00	N/A	\$0.00
		\$42,625.00	\$812,642.00	N/A	\$0.00
"RCDCF000143060A"		\$1.00	\$812,642.00	<i>Research and Development</i>	\$1,853,636,499.00
"8665"		\$99,541.00	\$812,642.00	<i>Research and Development</i>	\$1,853,636,499.00
"PO 8246"	\$120,410.00	\$295,272.00	\$812,642.00	<i>Research and Development</i>	\$1,853,636,499.00
"5266"		\$92.00	\$812,642.00	<i>Research and Development</i>	\$1,853,636,499.00
"8171"	\$124,092.00	\$205,983.00	\$812,642.00	<i>Research and Development</i>	\$1,853,636,499.00
		\$756,663,577.00	\$756,663,577.00	N/A	\$0.00
	\$70,768.00	\$678,460.00	\$678,460.00	N/A	\$0.00
"CON016088"		\$14,415.00	\$2,580,841.00	N/A	\$0.00
"CON019348"		\$27,764.00	\$2,580,841.00	<i>Research and Development</i>	\$1,853,636,499.00
"CON017822"		\$191,454.00	\$2,580,841.00	<i>Research and Development</i>	\$1,853,636,499.00
"150588"		\$21,389.00	\$2,580,841.00	<i>Research and Development</i>	\$1,853,636,499.00
"153205"		\$359,655.00	\$2,580,841.00	<i>Research and Development</i>	\$1,853,636,499.00
"90RTHF0005-01-00"		\$137,327.00	\$2,580,841.00	<i>Research and Development</i>	\$1,853,636,499.00
		\$147,819.00	\$2,580,841.00	Research and Development	\$1,853,636,499.00
	\$156,914.00	\$1,681,018.00	\$2,580,841.00	Research and Development	\$1,853,636,499.00
		\$824,432.00	\$824,432.00	N/A	\$0.00
	\$170,450.00	\$769,492.00	\$769,492.00	Research and Development	\$1,853,636,499.00
"CON017937"		\$40,569.00	\$61,230.00	N/A	\$0.00
		\$20,661.00	\$61,230.00	N/A	\$0.00
		\$188,869.00	\$188,869.00	N/A	\$0.00

**SCHEDULE OF EXPENDITURES OF FEDERAL AWARDS
FOR THE FISCAL YEAR ENDED JUNE 30, 2025**

Federal ALN Number	Federal Awarding Agency/Program Title	Additional Award Identification (Optional)	Name of Funder Pass-Through Entity
93.493	Congressional Directives		
93.493	Congressional Directives		
93.495	COVID-19 - Community Health Workers for Public Health Response and Resilient	COVID-19	
93.497	Family Violence Prevention and Services/ Sexual Assault/Rape Crisis Services and Supports		
93.497	COVID-19 - Family Violence Prevention and Services/ Sexual Assault/Rape Crisis Services and Supports	COVID-19	
93.498	COVID-19 - Provider Relief Fund and American Rescue Plan (ARP) Rural Distribution	COVID-19	
93.499	COVID-19 - Low Income Household Water Assistance Program	COVID-19	
93.516	<i>Public Health Training Centers Program</i>		<i>Emory University</i>
	The Affordable Care Act: Building Epidemiology, Laboratory, and Health Information Systems Capacity in the Epidemiology and Laboratory Capacity for Infectious Disease (ELC) and Emerging Infections Program (EIP)		
93.521	Cooperative Agreements; PPHF		
93.526	Grants for Capital Development in Health Centers		
93.527	COVID-19 - Grants for New and Expanded Services under the Health Center Program	COVID-19	
93.556	MaryLee Allen Promoting Safe and Stable Families Program		
			<i>Kennesaw State University Research and Service Foundation</i>
93.558	<i>Temporary Assistance for Needy Families</i>		
93.558	Temporary Assistance for Needy Families		
93.563	Child Support Services		
93.564	Child Support Services Research		
	Refugee and Entrant Assistance State/Replacement Designee Administered Programs		
93.566	Low-Income Home Energy Assistance		
93.568	COVID-19 - Low-Income Home Energy Assistance	COVID-19	
93.569	Community Services Block Grant		
93.575	Child Care and Development Block Grant		
93.575	COVID-19 - Child Care and Development Block Grant	COVID-19	
93.579	U.S. Repatriation		
93.586	State Court Improvement Program		
93.590	Community-Based Child Abuse Prevention Grants		
93.590	COVID-19 - Community-Based Child Abuse Prevention Grants	COVID-19	
	Child Care Mandatory and Matching Funds of the Child Care and Development Fund		
93.596	Grants to States for Access and Visitation Programs		
93.599	Chafee Education and Training Vouchers Program (ETV)		
93.600	Head Start		
93.600	Head Start		
93.600	Head Start		
93.603	Adoption and Legal Guardianship Incentive Payments Program		
93.630	Developmental Disabilities Basic Support and Advocacy Grants		
93.631	Developmental Disabilities Projects of National Significance		
93.632	<i>University Centers for Excellence in Developmental Disabilities Education, Research, and Service</i>		<i>Association of University Centers On Disabilities</i>
93.632	<i>University Centers for Excellence in Developmental Disabilities Education, Research, and Service</i>		<i>Association of University Centers On Disabilities</i>
93.632	<i>University Centers for Excellence in Developmental Disabilities Education, Research, and Service</i>		<i>Association of University Centers On Disabilities</i>
93.632	University Centers for Excellence in Developmental Disabilities Education, Research, and Service		
93.632	University Centers for Excellence in Developmental Disabilities Education, Research, and Service		
93.632	University Centers for Excellence in Developmental Disabilities Education, Research, and Service		
93.632	COVID-19 - University Centers for Excellence in Developmental Disabilities Education, Research, and Service	COVID-19	
93.643	Children's Justice Grants to States		
93.645	<i>Stephanie Tubbs Jones Child Welfare Services Program</i>		<i>Iowa State University</i>
93.645	Stephanie Tubbs Jones Child Welfare Services Program		
93.658	Foster Care Title IV-E		
			<i>Kennesaw State University Research and Service Foundation</i>
93.658	<i>Foster Care Title IV-E</i>		<i>Kennesaw State University Research and Service Foundation</i>
93.658	<i>Foster Care Title IV-E</i>		<i>Kennesaw State University Research and Service Foundation</i>
93.658	<i>Foster Care Title IV-E</i>		<i>Kennesaw State University Research and Service Foundation</i>
93.659	Adoption Assistance		
93.667	Social Services Block Grant		
93.669	Child Abuse and Neglect State Grants		
93.669	COVID-19 - Child Abuse and Neglect State Grants	COVID-19	

**Bolded and italicized award lines indicate pass-through funding.
The accompanying notes are an integral part of this schedule.**

State of Georgia

Identifying Number Assigned by Funder Pass-Through	Total Amount Provided to Sub-Recipients	Federal Expenditures	Federal Program Total	Cluster Name	Cluster Total
		\$502,647.00	\$1,507,280.00	N/A	\$0.00
		\$1,004,633.00	\$1,507,280.00	Research and Development	\$1,853,636,499.00
	\$206,233.00	\$1,351,075.00	\$1,351,075.00	N/A	\$0.00
	\$729,397.00	\$768,120.00	\$770,985.00	N/A	\$0.00
		\$2,865.00	\$770,985.00	Research and Development	\$1,853,636,499.00
		\$779,759.00	\$779,759.00	N/A	\$0.00
		-\$7,729.00	-\$7,729.00	N/A	\$0.00
"A679073"		\$59,501.00	\$59,501.00	Research and Development	\$1,853,636,499.00
		-\$817.00	-\$817.00	N/A	\$0.00
		\$130,759.00	\$130,759.00	N/A	\$0.00
		\$124,291.00	\$124,291.00	Health Center Program Cluster	\$5,372,420.00
		\$16,409,862.00	\$16,409,862.00	N/A	\$0.00
"431749"		\$38,000.00	\$388,134,547.00	N/A	\$0.00
	\$38,499,739.00	\$388,096,547.00	\$388,134,547.00	N/A	\$0.00
	\$7,706,846.00	\$113,876,344.00	\$113,876,344.00	N/A	\$0.00
	\$78,070.00	\$205,209.00	\$205,209.00	N/A	\$0.00
	\$10,159,098.00	\$29,580,833.00	\$29,580,833.00	N/A	\$0.00
	\$74,318,752.00	\$77,760,614.00	\$82,924,612.00	N/A	\$0.00
	\$5,151,547.00	\$5,163,998.00	\$82,924,612.00	N/A	\$0.00
	\$22,982,052.00	\$23,445,486.00	\$23,445,486.00	N/A	\$0.00
	\$45,952,387.00	\$435,625,376.00	\$451,042,461.00	CCDF Cluster	\$566,478,769.00
	\$1,032,254.00	\$15,417,085.00	\$451,042,461.00	CCDF Cluster	\$566,478,769.00
		\$1,594.00	\$1,594.00	N/A	\$0.00
		\$745,661.00	\$745,661.00	N/A	\$0.00
	\$6,000.00	\$1,705,465.00	\$4,069,640.00	N/A	\$0.00
		\$2,364,175.00	\$4,069,640.00	N/A	\$0.00
		\$115,436,308.00	\$115,436,308.00	CCDF Cluster	\$566,478,769.00
	\$242,084.00	\$331,523.00	\$331,523.00	N/A	\$0.00
		\$536,323.00	\$536,323.00	N/A	\$0.00
		\$8,919,359.00	\$10,280,518.00	Head Start Cluster	\$10,212,577.00
	\$1,067,820.00	\$1,293,218.00	\$10,280,518.00	Head Start Cluster	\$10,212,577.00
		\$67,941.00	\$10,280,518.00	Research and Development	\$1,853,636,499.00
		\$1,702,301.00	\$1,702,301.00	N/A	\$0.00
	\$25,249.00	\$2,272,311.00	\$2,272,311.00	N/A	\$0.00
	\$915.00	\$36,425.00	\$36,425.00	Research and Development	\$1,853,636,499.00
"CON019070"		\$8,250.00	\$1,492,861.00	N/A	\$0.00
"CON019072"		\$38,071.00	\$1,492,861.00	N/A	\$0.00
"CON020150"		\$34,876.00	\$1,492,861.00	N/A	\$0.00
		\$489,558.00	\$1,492,861.00	N/A	\$0.00
		\$96,989.00	\$1,492,861.00	Research and Development	\$1,853,636,499.00
	\$27,502.00	\$792,299.00	\$1,492,861.00	Research and Development	\$1,853,636,499.00
		\$32,818.00	\$1,492,861.00	N/A	\$0.00
	\$266,389.00	\$529,096.00	\$529,096.00	N/A	\$0.00
"CON014838"		\$95,001.00	\$10,306,714.00	N/A	\$0.00
		\$10,211,713.00	\$10,306,714.00	N/A	\$0.00
		\$99,332,592.00	\$99,426,368.00	N/A	\$0.00
"431671"		\$4.00	\$99,426,368.00	Research and Development	\$1,853,636,499.00
"431722"		\$51,920.00	\$99,426,368.00	Research and Development	\$1,853,636,499.00
"431777"		\$41,852.00	\$99,426,368.00	Research and Development	\$1,853,636,499.00
		\$69,605,234.00	\$69,605,234.00	N/A	\$0.00
	\$15,748,586.00	\$54,618,286.00	\$54,618,286.00	N/A	\$0.00
	\$1,860,591.00	\$3,304,189.00	\$4,172,524.00	N/A	\$0.00
	\$81,354.00	\$868,335.00	\$4,172,524.00	N/A	\$0.00

**SCHEDULE OF EXPENDITURES OF FEDERAL AWARDS
FOR THE FISCAL YEAR ENDED JUNE 30, 2025**

Federal ALN Number	Federal Awarding Agency/Program Title	Additional Award Identification (Optional)	Name of Funder Pass-Through Entity
93.671	COVID-19 - Family Violence Prevention and Services/Domestic Violence Shelter and Supportive Services	COVID-19	
93.674	John H. Chafee Foster Care Program for Successful Transition to Adulthood		
93.698	Elder Justice Act Adult Protective Services		
93.732	<i>Mental and Behavioral Health Education and Training Grants</i>		<i>Kennesaw State University Research and Service Foundation</i>
93.732	Mental and Behavioral Health Education and Training Grants		
			<i>Georgia Southern University Research and Service Foundation, Inc.</i>
93.732	<i>Mental and Behavioral Health Education and Training Grants</i>		<i>Georgia Southern University Research and Service Foundation, Inc.</i>
93.732	Mental and Behavioral Health Education and Training Grants		
	<i>PPHF: Racial and Ethnic Approaches to Community Health Program financed solely by Public Prevention and Health Funds</i>		<i>Georgia Southern University Research and Service Foundation, Inc.</i>
93.738	<i>COVID-19 - Elder Abuse Prevention Interventions Program</i>	COVID-19	
93.747	Preventive Health and Health Services Block Grant funded solely with Prevention and Public Health Funds (PPHF)		
93.758	Children's Health Insurance Program		
93.767	COVID-19 - Children's Health Insurance Program	COVID-19	
93.773	Medicare Hospital Insurance		
93.775	State Medicaid Fraud Control Units		
93.777	State Survey and Certification of Health Care Providers and Suppliers (Title XVIII) Medicare		
93.778	Grants to States for Medicaid		
93.778	COVID-19 - Grants to States for Medicaid	COVID-19	
			<i>Georgia Southern University Research and Service Foundation, Inc.</i>
93.788	<i>Opioid STR</i>		<i>Kennesaw State University Research and Service Foundation</i>
93.788	Opioid STR		
93.791	Money Follows the Person Rebalancing Demonstration		
93.796	State Survey Certification of Health Care Providers and Suppliers (Title XIX) Medicaid		
			<i>Georgia Center for Oncology Research and Education, Inc.</i>
93.800	<i>Organized Approaches to Increase Colorectal Cancer Screening</i>		
93.810	Paul Coverdell National Acute Stroke Program National Center for Chronic Disease Prevention and Health Promotion		
93.815	Domestic Ebola Supplement to the Epidemiology and Laboratory Capacity for Infectious Diseases (ELC)		
93.817	<i>Hospital Preparedness Program (HPP) Ebola Preparedness and Response Activities</i>		<i>Emory University</i>
93.817	<i>Hospital Preparedness Program (HPP) Ebola Preparedness and Response Activities</i>		<i>Emory University</i>
93.817	Hospital Preparedness Program (HPP) Ebola Preparedness and Response Activities		
93.817	<i>Hospital Preparedness Program (HPP) Ebola Preparedness and Response Activities</i>		<i>Emory University</i>
93.817	COVID-19 - Hospital Preparedness Program (HPP) Ebola Preparedness and Response Activities	COVID-19	
93.822	<i>Health Careers Opportunity Program (HCOP)</i>		<i>Emory University</i>
93.823	<i>Public Health Response, Forecasting, and Analytic Capacities Related to Disease Outbreaks, Epidemics, and Pandemics</i>		<i>Clemson University</i>
93.823	<i>Public Health Response, Forecasting, and Analytic Capacities Related to Disease Outbreaks, Epidemics, and Pandemics</i>		<i>University of Texas at Austin</i>
93.829	Section 223 Demonstration Programs to Improve Community Mental Health Services		
93.837	<i>Cardiovascular Diseases Research</i>		<i>Boston Children's Hospital</i>
93.837	<i>Cardiovascular Diseases Research</i>		<i>Bowling Green State University</i>
93.837	<i>Cardiovascular Diseases Research</i>		<i>Brigham and Women's Hospital</i>
93.837	<i>Cardiovascular Diseases Research</i>		<i>Emory University</i>
93.837	<i>Cardiovascular Diseases Research</i>		<i>Emory University</i>
93.837	<i>Cardiovascular Diseases Research</i>		<i>Emory University</i>
93.837	<i>Cardiovascular Diseases Research</i>		<i>Emory University</i>
93.837	<i>Cardiovascular Diseases Research</i>		<i>Kennesaw State University Research and Service Foundation</i>
93.837	<i>Cardiovascular Diseases Research</i>		<i>Kennesaw State University Research and Service Foundation</i>
93.837	<i>Cardiovascular Diseases Research</i>		<i>Kennesaw State University Research and Service Foundation</i>
93.837	<i>Cardiovascular Diseases Research</i>		<i>Massachusetts General Hospital</i>
93.837	<i>Cardiovascular Diseases Research</i>		<i>Morehouse School of Medicine</i>
93.837	<i>Cardiovascular Diseases Research</i>		<i>New York Medical College</i>

**Bolded and italicized award lines indicate pass-through funding.
The accompanying notes are an integral part of this schedule.**

State of Georgia

Identifying Number Assigned by Funder Pass-Through	Total Amount Provided to Sub-Recipients	Federal Expenditures	Federal Program Total	Cluster Name	Cluster Total
	\$7,097,354.00	\$7,391,076.00	\$7,391,076.00	N/A	\$0.00
		\$3,615,363.00	\$3,615,363.00	N/A	\$0.00
		\$194,113.00	\$194,113.00	N/A	\$0.00
"431623"		\$234,523.00	\$1,960,752.00	N/A	\$0.00
		\$641,841.00	\$1,960,752.00	N/A	\$0.00
"39G1871"		\$234,164.00	\$1,960,752.00	Research and Development	\$1,853,636,499.00
		\$850,224.00	\$1,960,752.00	Research and Development	\$1,853,636,499.00
"39G4233"		\$790.00	\$790.00	Research and Development	\$1,853,636,499.00
	\$319,019.00	\$3,422,796.00	\$3,422,796.00	N/A	\$0.00
		-\$80,893.00	-\$80,893.00	N/A	\$0.00
		\$584,077,220.00	\$590,975,902.00	N/A	\$0.00
		\$6,898,682.00	\$590,975,902.00	N/A	\$0.00
		\$1,552,420.00	\$1,552,420.00	N/A	\$0.00
		\$4,840,887.00	\$4,840,887.00	Medicaid Cluster	\$12,279,020,865.00
		\$7,910,264.00	\$7,910,264.00	Medicaid Cluster	\$12,279,020,865.00
	\$39,654,365.00	\$12,215,595,224.00	\$12,266,269,714.00	Medicaid Cluster	\$12,279,020,865.00
		\$50,674,490.00	\$12,266,269,714.00	Medicaid Cluster	\$12,279,020,865.00
"39G4198"		\$25,559.00	\$37,069,703.00	N/A	\$0.00
"431746"		\$79,090.00	\$37,069,703.00	N/A	\$0.00
	\$26,515,831.00	\$36,965,054.00	\$37,069,703.00	N/A	\$0.00
	\$2,546,931.00	\$8,854,752.00	\$8,854,752.00	N/A	\$0.00
		\$2,162,960.00	\$2,162,960.00	N/A	\$0.00
"1 NUS8P006755-01-00"		\$286,854.00	\$286,854.00	N/A	\$0.00
		\$441,538.00	\$441,538.00	N/A	\$0.00
		-\$282.00	-\$282.00	N/A	\$0.00
"1 HITEP210054-01-00"		\$97,290.00	\$869,232.00	N/A	\$0.00
"6 HITEP210054-01-05"		\$64,886.00	\$869,232.00	N/A	\$0.00
		\$485,944.00	\$869,232.00	N/A	\$0.00
"A944428"		\$54,749.00	\$869,232.00	Research and Development	\$1,853,636,499.00
		\$166,363.00	\$869,232.00	N/A	\$0.00
"D18HP32120"		\$20,654.00	\$20,654.00	N/A	\$0.00
"CON018891"		\$47,188.00	\$96,751.00	Research and Development	\$1,853,636,499.00
"UTAUSUB00001208"		\$49,563.00	\$96,751.00	Research and Development	\$1,853,636,499.00
		\$307,299.00	\$307,299.00	N/A	\$0.00
"148902"		\$142,197.00	\$27,167,412.00	Research and Development	\$1,853,636,499.00
"10011383UGA"		\$2,190.00	\$27,167,412.00	Research and Development	\$1,853,636,499.00
"151973"		\$114,396.00	\$27,167,412.00	Research and Development	\$1,853,636,499.00
"148974"		\$60,059.00	\$27,167,412.00	Research and Development	\$1,853,636,499.00
"150564"		\$73,188.00	\$27,167,412.00	Research and Development	\$1,853,636,499.00
"202840"		\$83,198.00	\$27,167,412.00	Research and Development	\$1,853,636,499.00
"A902544"		\$197.00	\$27,167,412.00	Research and Development	\$1,853,636,499.00
"431635"		\$450,654.00	\$27,167,412.00	Research and Development	\$1,853,636,499.00
"431676"		\$78,360.00	\$27,167,412.00	Research and Development	\$1,853,636,499.00
"431767"		\$40,418.00	\$27,167,412.00	Research and Development	\$1,853,636,499.00
"PROTOCOL #: A5332"		-\$23,702.00	\$27,167,412.00	Research and Development	\$1,853,636,499.00
"CON019681"		\$21,063.00	\$27,167,412.00	Research and Development	\$1,853,636,499.00
"1R01HL166546-01"		\$124,330.00	\$27,167,412.00	Research and Development	\$1,853,636,499.00

State of Georgia

Identifying Number Assigned by Funder Pass-Through	Total Amount Provided to Sub-Recipients	Federal Expenditures	Federal Program Total	Cluster Name	Cluster Total
"SUBAWARD #: 60058454"		\$14,508.00	\$27,167,412.00	Research and Development	\$1,853,636,499.00
"AWD00018831"		\$498.00	\$27,167,412.00	Research and Development	\$1,853,636,499.00
"STTR Phase II"		\$48,898.00	\$27,167,412.00	Research and Development	\$1,853,636,499.00
"7R01HL158671-03"		\$33,906.00	\$27,167,412.00	Research and Development	\$1,853,636,499.00
"UGARFHL153231"		\$229,299.00	\$27,167,412.00	Research and Development	\$1,853,636,499.00
"FY24.1304.001"		\$27,211.00	\$27,167,412.00	Research and Development	\$1,853,636,499.00
"FY24.1304.002"		\$20,154.00	\$27,167,412.00	Research and Development	\$1,853,636,499.00
"FY24.1304.005"		\$30,357.00	\$27,167,412.00	Research and Development	\$1,853,636,499.00
"146174"		\$442,379.00	\$27,167,412.00	Research and Development	\$1,853,636,499.00
"N009991902"		-\$21,046.00	\$27,167,412.00	Research and Development	\$1,853,636,499.00
"SUB00000378 / UR FAO GR532419"		\$15,848.00	\$27,167,412.00	Research and Development	\$1,853,636,499.00
"7R01 HL 159086-03"		\$25,771.00	\$27,167,412.00	Research and Development	\$1,853,636,499.00
"1R01HL164592-01A1"		\$259,429.00	\$27,167,412.00	Research and Development	\$1,853,636,499.00
	\$3,418,173.00	\$24,873,652.00	\$27,167,412.00	Research and Development	\$1,853,636,499.00
"1R01HL171735-01"		\$117,621.00	\$5,139,632.00	Research and Development	\$1,853,636,499.00
"1U24HL171672-01"		\$93,324.00	\$5,139,632.00	Research and Development	\$1,853,636,499.00
"143474"		\$138.00	\$5,139,632.00	Research and Development	\$1,853,636,499.00
"1R01HL170193-01A1"		\$14,494.00	\$5,139,632.00	Research and Development	\$1,853,636,499.00
"CON018734"		\$30,000.00	\$5,139,632.00	Research and Development	\$1,853,636,499.00
		\$2,996,182.00	\$5,139,632.00	Research and Development	\$1,853,636,499.00
	\$781,359.00	\$1,887,873.00	\$5,139,632.00	Research and Development	\$1,853,636,499.00
"149303"		\$123,477.00	\$5,456,600.00	Research and Development	\$1,853,636,499.00
"1U01HL167036-01"		\$205,088.00	\$5,456,600.00	Research and Development	\$1,853,636,499.00
"149856"		\$125,303.00	\$5,456,600.00	Research and Development	\$1,853,636,499.00
"5P01HL152958-03"		\$691,814.00	\$5,456,600.00	Research and Development	\$1,853,636,499.00
"1R01HL158807-01A1"		\$190,504.00	\$5,456,600.00	Research and Development	\$1,853,636,499.00
"5P01HL151433-03"		\$502,571.00	\$5,456,600.00	Research and Development	\$1,853,636,499.00
		\$1,956,487.00	\$5,456,600.00	Research and Development	\$1,853,636,499.00
	\$158,766.00	\$1,661,356.00	\$5,456,600.00	Research and Development	\$1,853,636,499.00
"P700000926"		\$78,245.00	\$2,567,458.00	Research and Development	\$1,853,636,499.00
"148479"		\$134,069.00	\$2,567,458.00	Research and Development	\$1,853,636,499.00
"143535"		\$50,653.00	\$2,567,458.00	Research and Development	\$1,853,636,499.00
"153003"		-\$2,334.00	\$2,567,458.00	Research and Development	\$1,853,636,499.00
"142298"		\$113,159.00	\$2,567,458.00	Research and Development	\$1,853,636,499.00
"150457"		\$100,067.00	\$2,567,458.00	Research and Development	\$1,853,636,499.00
		\$886,989.00	\$2,567,458.00	Research and Development	\$1,853,636,499.00
	\$210,647.00	\$1,206,610.00	\$2,567,458.00	Research and Development	\$1,853,636,499.00
"5R01DK131176-02"		\$1,773.00	\$14,583,000.00	Research and Development	\$1,853,636,499.00
"1R01DK131488-01A1"		\$241,745.00	\$14,583,000.00	Research and Development	\$1,853,636,499.00
"5R01DK125657-03"		\$181,130.00	\$14,583,000.00	Research and Development	\$1,853,636,499.00
"143052"		\$64,146.00	\$14,583,000.00	Research and Development	\$1,853,636,499.00
"148788"		\$963.00	\$14,583,000.00	Research and Development	\$1,853,636,499.00
"149931"		\$4,784.00	\$14,583,000.00	Research and Development	\$1,853,636,499.00
"149932"		\$17,509.00	\$14,583,000.00	Research and Development	\$1,853,636,499.00
"150404"		\$54,576.00	\$14,583,000.00	Research and Development	\$1,853,636,499.00
"150761"		\$33,576.00	\$14,583,000.00	Research and Development	\$1,853,636,499.00
"151382"		\$12,086.00	\$14,583,000.00	Research and Development	\$1,853,636,499.00
"153017"		\$23,555.00	\$14,583,000.00	Research and Development	\$1,853,636,499.00
"153044"		\$9,260.00	\$14,583,000.00	Research and Development	\$1,853,636,499.00
"204921"		\$83,974.00	\$14,583,000.00	Research and Development	\$1,853,636,499.00
"2P30DK125013-04"		\$145,166.00	\$14,583,000.00	Research and Development	\$1,853,636,499.00
"2U01DK116099-06"		\$14,541.00	\$14,583,000.00	Research and Development	\$1,853,636,499.00
"CON020230"		\$29,209.00	\$14,583,000.00	Research and Development	\$1,853,636,499.00
"SUBAWARD # A351474"		-\$5,465.00	\$14,583,000.00	Research and Development	\$1,853,636,499.00
"39G3059"		\$18,264.00	\$14,583,000.00	Research and Development	\$1,853,636,499.00
"RINFR000173990A"		\$5,848.00	\$14,583,000.00	Research and Development	\$1,853,636,499.00
"7U01DK115575-05"		\$9,868.00	\$14,583,000.00	Research and Development	\$1,853,636,499.00
"RNYTR000173720A"		\$12,762.00	\$14,583,000.00	Research and Development	\$1,853,636,499.00
"1R01DK124854-01"		\$1,181.00	\$14,583,000.00	Research and Development	\$1,853,636,499.00
"1 TL1DK139566-01"		\$59,647.00	\$14,583,000.00	Research and Development	\$1,853,636,499.00

**SCHEDULE OF EXPENDITURES OF FEDERAL AWARDS
FOR THE FISCAL YEAR ENDED JUNE 30, 2025**

Federal ALN Number	Federal Awarding Agency/Program Title	Additional Award Identification (Optional)	Name of Funder Pass-Through Entity
93.847	<i>Diabetes, Digestive, and Kidney Diseases Extramural Research</i>		<i>University of Alabama at Birmingham</i>
93.847	<i>Diabetes, Digestive, and Kidney Diseases Extramural Research</i>		<i>University of Maryland, Baltimore County</i>
93.847	<i>Diabetes, Digestive, and Kidney Diseases Extramural Research</i>		<i>University of South Florida</i>
93.847	<i>Diabetes, Digestive, and Kidney Diseases Extramural Research</i>		<i>University of Virginia</i>
93.847	<i>Diabetes, Digestive, and Kidney Diseases Extramural Research</i>		<i>University of Washington</i>
93.847	<i>Diabetes, Digestive, and Kidney Diseases Extramural Research</i>		
93.847	<i>COVID-19 - Diabetes, Digestive, and Kidney Diseases Extramural Research</i>	COVID-19	
93.853	<i>Extramural Research Programs in the Neurosciences and Neurological Disorders</i>		<i>ArunA Biomedical, Inc.</i>
93.853	<i>Extramural Research Programs in the Neurosciences and Neurological Disorders</i>		<i>Banner Health</i>
93.853	<i>Extramural Research Programs in the Neurosciences and Neurological Disorders</i>		<i>Case Western Reserve University</i>
93.853	<i>Extramural Research Programs in the Neurosciences and Neurological Disorders</i>		<i>Cincinnati Children's Hospital Medical Center</i>
93.853	<i>Extramural Research Programs in the Neurosciences and Neurological Disorders</i>		<i>Drexel University</i>
93.853	<i>Extramural Research Programs in the Neurosciences and Neurological Disorders</i>		<i>Duke University</i>
93.853	<i>Extramural Research Programs in the Neurosciences and Neurological Disorders</i>		<i>Emory University</i>
93.853	<i>Extramural Research Programs in the Neurosciences and Neurological Disorders</i>		<i>Emory University</i>
93.853	<i>Extramural Research Programs in the Neurosciences and Neurological Disorders</i>		<i>Emory University</i>
93.853	<i>Extramural Research Programs in the Neurosciences and Neurological Disorders</i>		<i>Emory University</i>
93.853	<i>Extramural Research Programs in the Neurosciences and Neurological Disorders</i>		<i>Emory University</i>
93.853	<i>Extramural Research Programs in the Neurosciences and Neurological Disorders</i>		<i>Icahn School of Medicine at Mount Sinai</i>
93.853	<i>Extramural Research Programs in the Neurosciences and Neurological Disorders</i>		<i>Indiana University</i>
93.853	<i>Extramural Research Programs in the Neurosciences and Neurological Disorders</i>		<i>Massachusetts General Hospital</i>
93.853	<i>Extramural Research Programs in the Neurosciences and Neurological Disorders</i>		<i>Medical University of South Carolina</i>
93.853	<i>Extramural Research Programs in the Neurosciences and Neurological Disorders</i>		<i>Oregon Health and Science University</i>
93.853	<i>Extramural Research Programs in the Neurosciences and Neurological Disorders</i>		<i>Pennsylvania State University</i>
93.853	<i>Extramural Research Programs in the Neurosciences and Neurological Disorders</i>		<i>Pennsylvania State University</i>
93.853	<i>Extramural Research Programs in the Neurosciences and Neurological Disorders</i>		<i>Public Health Institute</i>
93.853	<i>Extramural Research Programs in the Neurosciences and Neurological Disorders</i>		<i>Rutgers, The State University of New Jersey</i>
93.853	<i>Extramural Research Programs in the Neurosciences and Neurological Disorders</i>		<i>Stanford University</i>
93.853	<i>Extramural Research Programs in the Neurosciences and Neurological Disorders</i>		<i>UN&UP, LLC</i>
93.853	<i>Extramural Research Programs in the Neurosciences and Neurological Disorders</i>		<i>University of Cincinnati</i>
93.853	<i>Extramural Research Programs in the Neurosciences and Neurological Disorders</i>		<i>University of Cincinnati</i>
93.853	<i>Extramural Research Programs in the Neurosciences and Neurological Disorders</i>		<i>University of Florida</i>
93.853	<i>Extramural Research Programs in the Neurosciences and Neurological Disorders</i>		<i>University of Miami Medical School</i>
93.853	<i>Extramural Research Programs in the Neurosciences and Neurological Disorders</i>		<i>University of Pennsylvania</i>
93.853	<i>Extramural Research Programs in the Neurosciences and Neurological Disorders</i>		<i>University of Texas at Arlington</i>
93.853	<i>Extramural Research Programs in the Neurosciences and Neurological Disorders</i>		<i>University of Wisconsin - Madison</i>
93.853	<i>Extramural Research Programs in the Neurosciences and Neurological Disorders</i>		
93.855	<i>Allergy and Infectious Diseases Research</i>		<i>Ascribe Bioscience</i>
93.855	<i>Allergy and Infectious Diseases Research</i>		<i>Ascribe Bioscience</i>
93.855	<i>Allergy and Infectious Diseases Research</i>		<i>Boston University</i>
93.855	<i>Allergy and Infectious Diseases Research</i>		<i>Brigham and Women's Hospital</i>

**Bolded and italicized award lines indicate pass-through funding.
The accompanying notes are an integral part of this schedule.**

State of Georgia

Identifying Number Assigned by Funder Pass-Through	Total Amount Provided to Sub-Recipients	Federal Expenditures	Federal Program Total	Cluster Name	Cluster Total
"1U2CDK133422-01A1"		\$80,225.00	\$14,583,000.00	Research and Development	\$1,853,636,499.00
"5U24DK126110-03"		\$70,251.00	\$14,583,000.00	Research and Development	\$1,853,636,499.00
"SUBAWARD # 6163-1103-01-BS"		\$252,545.00	\$14,583,000.00	Research and Development	\$1,853,636,499.00
"148299"		\$38,358.00	\$14,583,000.00	Research and Development	\$1,853,636,499.00
"1U01DK142249-01"		\$53,298.00	\$14,583,000.00	Research and Development	\$1,853,636,499.00
	\$3,291,663.00	\$13,001,645.00	\$14,583,000.00	Research and Development	\$1,853,636,499.00
	\$4,867.00	\$66,580.00	\$14,583,000.00	Research and Development	\$1,853,636,499.00
"7050-TBI Grant"		\$186,918.00	\$20,935,733.00	Research and Development	\$1,853,636,499.00
"0432-06-142371"		\$138,435.00	\$20,935,733.00	Research and Development	\$1,853,636,499.00
"R01 NS090083"		-\$19,405.00	\$20,935,733.00	Research and Development	\$1,853,636,499.00
"OS00000868/401502"		\$113,767.00	\$20,935,733.00	Research and Development	\$1,853,636,499.00
"140909"		\$234,170.00	\$20,935,733.00	Research and Development	\$1,853,636,499.00
"CON017449"		\$5,167.00	\$20,935,733.00	Research and Development	\$1,853,636,499.00
"142686"		\$40,955.00	\$20,935,733.00	Research and Development	\$1,853,636,499.00
"146652"		\$211,431.00	\$20,935,733.00	Research and Development	\$1,853,636,499.00
"148566"		\$368,865.00	\$20,935,733.00	Research and Development	\$1,853,636,499.00
"150365"		\$35,149.00	\$20,935,733.00	Research and Development	\$1,853,636,499.00
"201522"		\$149,156.00	\$20,935,733.00	Research and Development	\$1,853,636,499.00
"137738"		\$4,676.00	\$20,935,733.00	Research and Development	\$1,853,636,499.00
"206641"		\$19,109.00	\$20,935,733.00	Research and Development	\$1,853,636,499.00
"245845"		\$107,767.00	\$20,935,733.00	Research and Development	\$1,853,636,499.00
"SUB AWARD #: A00-3810-5006"		\$10,880.00	\$20,935,733.00	Research and Development	\$1,853,636,499.00
"5 R01 NS105984-02/"		-\$779.00	\$20,935,733.00	Research and Development	\$1,853,636,499.00
"CON019161"		\$136,506.00	\$20,935,733.00	Research and Development	\$1,853,636,499.00
"UGANS112008"		\$186,443.00	\$20,935,733.00	Research and Development	\$1,853,636,499.00
"05789AR68581"		\$345,933.00	\$20,935,733.00	Research and Development	\$1,853,636,499.00
"3307"		\$98,701.00	\$20,935,733.00	Research and Development	\$1,853,636,499.00
"1R01NS121720-01"		\$2,004.00	\$20,935,733.00	Research and Development	\$1,853,636,499.00
"SUNUP000181480A"		\$31,775.00	\$20,935,733.00	Research and Development	\$1,853,636,499.00
"1U01NS106513-01A1"		\$1,885.00	\$20,935,733.00	Research and Development	\$1,853,636,499.00
"1U01NS117450-01A1 1"		\$770.00	\$20,935,733.00	Research and Development	\$1,853,636,499.00
"1U01NS119562-01"		\$1,629.00	\$20,935,733.00	Research and Development	\$1,853,636,499.00
"CON015952"		\$19,278.00	\$20,935,733.00	Research and Development	\$1,853,636,499.00
"149501"		\$16,771.00	\$20,935,733.00	Research and Development	\$1,853,636,499.00
"2022GC0142"		\$88,077.00	\$20,935,733.00	Research and Development	\$1,853,636,499.00
"CON014940"		\$192,901.00	\$20,935,733.00	Research and Development	\$1,853,636,499.00
	\$1,732,617.00	\$18,206,799.00	\$20,935,733.00	Research and Development	\$1,853,636,499.00
"5R44AI152915-03"		\$163,571.00	\$41,235,966.00	Research and Development	\$1,853,636,499.00
"AWD00015535"		-\$317.00	\$41,235,966.00	Research and Development	\$1,853,636,499.00
"45000003976"		\$452,798.00	\$41,235,966.00	Research and Development	\$1,853,636,499.00
"125413"		\$49,241.00	\$41,235,966.00	Research and Development	\$1,853,636,499.00

**SCHEDULE OF EXPENDITURES OF FEDERAL AWARDS
FOR THE FISCAL YEAR ENDED JUNE 30, 2025**

Federal ALN Number	Federal Awarding Agency/Program Title	Additional Award Identification (Optional)	Name of Funder Pass-Through Entity
93.855	<i>Allergy and Infectious Diseases Research</i>		<i>Case Western Reserve University</i>
93.855	<i>Allergy and Infectious Diseases Research</i>		<i>Chitozan Health, LLC</i>
93.855	<i>Allergy and Infectious Diseases Research</i>		<i>Emory University</i>
93.855	<i>Allergy and Infectious Diseases Research</i>		<i>Emory University</i>
93.855	<i>Allergy and Infectious Diseases Research</i>		<i>Emory University</i>
93.855	<i>Allergy and Infectious Diseases Research</i>		<i>Emory University</i>
93.855	<i>Allergy and Infectious Diseases Research</i>		<i>Emory University</i>
93.855	<i>Allergy and Infectious Diseases Research</i>		<i>Emory University</i>
93.855	<i>Allergy and Infectious Diseases Research</i>		<i>Emory University</i>
93.855	<i>Allergy and Infectious Diseases Research</i>		<i>Emory University</i>
93.855	<i>Allergy and Infectious Diseases Research</i>		<i>Emory University</i>
93.855	<i>Allergy and Infectious Diseases Research</i>		<i>Emory University</i>
93.855	<i>Allergy and Infectious Diseases Research</i>		<i>Emory University</i>
93.855	<i>Allergy and Infectious Diseases Research</i>		<i>Emory University</i>
93.855	<i>Allergy and Infectious Diseases Research</i>		<i>Emory University</i>
93.855	<i>Allergy and Infectious Diseases Research</i>		<i>Emory University</i>
93.855	<i>Allergy and Infectious Diseases Research</i>		<i>Emory University</i>
93.855	<i>Allergy and Infectious Diseases Research</i>		<i>Emory University</i>
93.855	<i>Allergy and Infectious Diseases Research</i>		<i>EpiVax, Inc.</i>
93.855	<i>Allergy and Infectious Diseases Research</i>		<i>Florida State University</i>
93.855	<i>Allergy and Infectious Diseases Research</i>		<i>Florida State University</i>
93.855	<i>Allergy and Infectious Diseases Research</i>		<i>Georgia Southern University Research and Service Foundation, Inc.</i>
93.855	<i>Allergy and Infectious Diseases Research</i>		<i>Icahn School of Medicine at Mount Sinai</i>
93.855	<i>Allergy and Infectious Diseases Research</i>		<i>Johns Hopkins University</i>
93.855	<i>Allergy and Infectious Diseases Research</i>		<i>Kennesaw State University Research and Service Foundation</i>
93.855	<i>Allergy and Infectious Diseases Research</i>		<i>Kennesaw State University Research and Service Foundation</i>
93.855	<i>Allergy and Infectious Diseases Research</i>		<i>Kennesaw State University Research and Service Foundation</i>
93.855	<i>Allergy and Infectious Diseases Research</i>		<i>Kennesaw State University Research and Service Foundation</i>
93.855	<i>Allergy and Infectious Diseases Research</i>		<i>Louisiana State University</i>
93.855	<i>Allergy and Infectious Diseases Research</i>		<i>Northeastern University</i>
93.855	<i>Allergy and Infectious Diseases Research</i>		<i>Northwestern University</i>
93.855	<i>Allergy and Infectious Diseases Research</i>		<i>Oklahoma State University</i>
93.855	<i>Allergy and Infectious Diseases Research</i>		<i>Pneumotactix, LLC</i>
93.855	<i>Allergy and Infectious Diseases Research</i>		<i>Rutgers, The State University of New Jersey</i>
93.855	<i>Allergy and Infectious Diseases Research</i>		<i>Rutgers, The State University of New Jersey</i>
93.855	<i>Allergy and Infectious Diseases Research</i>		<i>The Research Foundation for The State University of New York</i>
93.855	<i>Allergy and Infectious Diseases Research</i>		<i>The Research Foundation for The State University of New York</i>
93.855	<i>Allergy and Infectious Diseases Research</i>		<i>The Scripps Research Institute</i>
93.855	<i>Allergy and Infectious Diseases Research</i>		<i>The Scripps Research Institute</i>
93.855	<i>Allergy and Infectious Diseases Research</i>		<i>The Scripps Research Institute</i>
93.855	<i>Allergy and Infectious Diseases Research</i>		<i>University of Arkansas</i>
93.855	<i>Allergy and Infectious Diseases Research</i>		<i>University of California, Riverside</i>
93.855	<i>Allergy and Infectious Diseases Research</i>		<i>University of California, San Diego</i>
93.855	<i>Allergy and Infectious Diseases Research</i>		<i>University of California, Santa Cruz</i>
93.855	<i>Allergy and Infectious Diseases Research</i>		<i>University of Chicago</i>
93.855	<i>Allergy and Infectious Diseases Research</i>		<i>University of Chicago</i>
93.855	<i>Allergy and Infectious Diseases Research</i>		<i>University of Florida</i>
93.855	<i>Allergy and Infectious Diseases Research</i>		<i>University of Illinois</i>
93.855	<i>Allergy and Infectious Diseases Research</i>		<i>University of Illinois</i>
93.855	<i>Allergy and Infectious Diseases Research</i>		<i>University of Iowa</i>
93.855	<i>Allergy and Infectious Diseases Research</i>		<i>University of Maryland Foundation, Inc.</i>
93.855	<i>Allergy and Infectious Diseases Research</i>		<i>University of Maryland Foundation, Inc.</i>
93.855	<i>Allergy and Infectious Diseases Research</i>		<i>University of Massachusetts Medical School</i>
93.855	<i>Allergy and Infectious Diseases Research</i>		<i>University of Minnesota</i>
93.855	<i>Allergy and Infectious Diseases Research</i>		<i>University of Minnesota</i>
93.855	<i>Allergy and Infectious Diseases Research</i>		<i>University of Minnesota</i>
93.855	<i>Allergy and Infectious Diseases Research</i>		<i>University of Minnesota</i>
93.855	<i>Allergy and Infectious Diseases Research</i>		<i>University of Minnesota</i>
93.855	<i>Allergy and Infectious Diseases Research</i>		<i>University of Mississippi</i>
93.855	<i>Allergy and Infectious Diseases Research</i>		<i>University of Oklahoma</i>

**Bolded and italicized award lines indicate pass-through funding.
The accompanying notes are an integral part of this schedule.**

State of Georgia

Identifying Number Assigned by Funder Pass-Through	Total Amount Provided to Sub-Recipients	Federal Expenditures	Federal Program Total	Cluster Name	Cluster Total
"RESS14756"		\$366,085.00	\$41,235,966.00	Research and Development	\$1,853,636,499.00
"FP00025968"		\$682.00	\$41,235,966.00	Research and Development	\$1,853,636,499.00
"142039"		\$21,385.00	\$41,235,966.00	Research and Development	\$1,853,636,499.00
"142486"		\$132,514.00	\$41,235,966.00	Research and Development	\$1,853,636,499.00
"152263"		\$31,771.00	\$41,235,966.00	Research and Development	\$1,853,636,499.00
"207287"		\$106,174.00	\$41,235,966.00	Research and Development	\$1,853,636,499.00
"A1129119"		\$48,196.00	\$41,235,966.00	Research and Development	\$1,853,636,499.00
"A503504"		\$221,711.00	\$41,235,966.00	Research and Development	\$1,853,636,499.00
"A653074"		\$69,390.00	\$41,235,966.00	Research and Development	\$1,853,636,499.00
"A942308"		\$136,377.00	\$41,235,966.00	Research and Development	\$1,853,636,499.00
"A979083"		\$39,932.00	\$41,235,966.00	Research and Development	\$1,853,636,499.00
"A980624"		-\$29,964.00	\$41,235,966.00	Research and Development	\$1,853,636,499.00
"CON015715"		\$865,998.00	\$41,235,966.00	Research and Development	\$1,853,636,499.00
"CON015726"		\$952,258.00	\$41,235,966.00	Research and Development	\$1,853,636,499.00
"CON015750"		\$269,010.00	\$41,235,966.00	Research and Development	\$1,853,636,499.00
"CON015753"		\$253,333.00	\$41,235,966.00	Research and Development	\$1,853,636,499.00
"CON015832"		\$585,123.00	\$41,235,966.00	Research and Development	\$1,853,636,499.00
"CON018704"		\$310,080.00	\$41,235,966.00	Research and Development	\$1,853,636,499.00
"CON020308"		\$173,161.00	\$41,235,966.00	Research and Development	\$1,853,636,499.00
"Pend 1/1/25"		\$152,349.00	\$41,235,966.00	Research and Development	\$1,853,636,499.00
"REPIVRR760029CV"		-\$130,945.00	\$41,235,966.00	Research and Development	\$1,853,636,499.00
"R000003361"		\$4,635.00	\$41,235,966.00	Research and Development	\$1,853,636,499.00
"R000003382"		\$40,710.00	\$41,235,966.00	Research and Development	\$1,853,636,499.00
"39G3169"		\$104,890.00	\$41,235,966.00	Research and Development	\$1,853,636,499.00
"025449794609"		\$349,006.00	\$41,235,966.00	Research and Development	\$1,853,636,499.00
"2006096550"		\$126,217.00	\$41,235,966.00	Research and Development	\$1,853,636,499.00
"431605"		\$483,770.00	\$41,235,966.00	Research and Development	\$1,853,636,499.00
"431605S02"		\$53,693.00	\$41,235,966.00	Research and Development	\$1,853,636,499.00
"431672"		\$34,960.00	\$41,235,966.00	Research and Development	\$1,853,636,499.00
"PO0000180278"		\$17,736.00	\$41,235,966.00	Research and Development	\$1,853,636,499.00
"50065378050"		\$25,645.00	\$41,235,966.00	Research and Development	\$1,853,636,499.00
"150001"		\$315,961.00	\$41,235,966.00	Research and Development	\$1,853,636,499.00
"1508812"		\$240,101.00	\$41,235,966.00	Research and Development	\$1,853,636,499.00
"RPLXX000141680A"		\$445.00	\$41,235,966.00	Research and Development	\$1,853,636,499.00
"3012"		-\$3,133.00	\$41,235,966.00	Research and Development	\$1,853,636,499.00
"3432"		\$25,924.00	\$41,235,966.00	Research and Development	\$1,853,636,499.00
"1R01A116984901"		\$29,187.00	\$41,235,966.00	Research and Development	\$1,853,636,499.00
"R1215576"		\$20,917.00	\$41,235,966.00	Research and Development	\$1,853,636,499.00
"145528"		\$131,939.00	\$41,235,966.00	Research and Development	\$1,853,636,499.00
"149986"		\$265,639.00	\$41,235,966.00	Research and Development	\$1,853,636,499.00
"554533"		\$60,079.00	\$41,235,966.00	Research and Development	\$1,853,636,499.00
"UA2025-478-SPC-008967"		\$20,506.00	\$41,235,966.00	Research and Development	\$1,853,636,499.00
"S1899"		\$5,419.00	\$41,235,966.00	Research and Development	\$1,853,636,499.00
"1 R01 AL 179098-01 A 1"		\$65,943.00	\$41,235,966.00	Research and Development	\$1,853,636,499.00
"A230171S001"		\$274,033.00	\$41,235,966.00	Research and Development	\$1,853,636,499.00
"AWD103169SUB00000750"		\$219,397.00	\$41,235,966.00	Research and Development	\$1,853,636,499.00
"CON019200"		\$17,280.00	\$41,235,966.00	Research and Development	\$1,853,636,499.00
"SUB00003422"		\$20,595.00	\$41,235,966.00	Research and Development	\$1,853,636,499.00
"19305"		\$356,680.00	\$41,235,966.00	Research and Development	\$1,853,636,499.00
"19686"		\$63,144.00	\$41,235,966.00	Research and Development	\$1,853,636,499.00
"S01492-01"		\$205,064.00	\$41,235,966.00	Research and Development	\$1,853,636,499.00
"20543"		\$16,426.00	\$41,235,966.00	Research and Development	\$1,853,636,499.00
"Pend 4/1/25"		\$84,941.00	\$41,235,966.00	Research and Development	\$1,853,636,499.00
"POWA01276410"		\$81,400.00	\$41,235,966.00	Research and Development	\$1,853,636,499.00
"CON015860"		\$20,684.00	\$41,235,966.00	Research and Development	\$1,853,636,499.00
"CON015865"		-\$17,980.00	\$41,235,966.00	Research and Development	\$1,853,636,499.00
"CON015928"		\$861,744.00	\$41,235,966.00	Research and Development	\$1,853,636,499.00
"CON017006"		\$23,307.00	\$41,235,966.00	Research and Development	\$1,853,636,499.00
"CON017901"		\$46,796.00	\$41,235,966.00	Research and Development	\$1,853,636,499.00
"CON017707"		\$38,476.00	\$41,235,966.00	Research and Development	\$1,853,636,499.00
"143685"		\$63,492.00	\$41,235,966.00	Research and Development	\$1,853,636,499.00

State of Georgia

Identifying Number Assigned by Funder Pass-Through	Total Amount Provided to Sub-Recipients	Federal Expenditures	Federal Program Total	Cluster Name	Cluster Total
"149068"		\$57,205.00	\$41,235,966.00	Research and Development	\$1,853,636,499.00
"3001647561"		\$504,528.00	\$41,235,966.00	Research and Development	\$1,853,636,499.00
"CON018017"		\$407,074.00	\$41,235,966.00	Research and Development	\$1,853,636,499.00
"145286"		\$19,103.00	\$41,235,966.00	Research and Development	\$1,853,636,499.00
"0000003848"		\$56,206.00	\$41,235,966.00	Research and Development	\$1,853,636,499.00
"147047"		\$894,706.00	\$41,235,966.00	Research and Development	\$1,853,636,499.00
"CON018896"		\$42,148.00	\$41,235,966.00	Research and Development	\$1,853,636,499.00
"WU-24-0553"		\$204,627.00	\$41,235,966.00	Research and Development	\$1,853,636,499.00
"3 U01A1095608-1551"		\$124,722.00	\$41,235,966.00	Research and Development	\$1,853,636,499.00
		\$764,283.00	\$41,235,966.00	Research and Development	\$1,853,636,499.00
	\$4,559,881.00	\$26,491,090.00	\$41,235,966.00	Research and Development	\$1,853,636,499.00
"63000872242682"		\$1,141.00	\$41,235,966.00	Research and Development	\$1,853,636,499.00
		\$254,701.00	\$41,235,966.00	Research and Development	\$1,853,636,499.00
	\$130,762.00	\$1,378,851.00	\$41,235,966.00	Research and Development	\$1,853,636,499.00
"FP00020379"		\$37,421.00	\$33,971,094.00	Research and Development	\$1,853,636,499.00
"4500003365"		\$5,871.00	\$33,971,094.00	Research and Development	\$1,853,636,499.00
"220982"		\$99,273.00	\$33,971,094.00	Research and Development	\$1,853,636,499.00
"212650"		\$6,436.00	\$33,971,094.00	Research and Development	\$1,853,636,499.00
"214449"		\$64,635.00	\$33,971,094.00	Research and Development	\$1,853,636,499.00
"0000909148"		-\$6,446.00	\$33,971,094.00	Research and Development	\$1,853,636,499.00
"RGNTI0001357001"		\$154,551.00	\$33,971,094.00	Research and Development	\$1,853,636,499.00
"39G5306"		\$104,232.00	\$33,971,094.00	Research and Development	\$1,853,636,499.00
"1R41GM139440-01"		\$30,291.00	\$33,971,094.00	Research and Development	\$1,853,636,499.00
"141507"		\$180,532.00	\$33,971,094.00	Research and Development	\$1,853,636,499.00
"431575"		\$33,856.00	\$33,971,094.00	Research and Development	\$1,853,636,499.00
"431629"		\$9.00	\$33,971,094.00	Research and Development	\$1,853,636,499.00
"431642"		\$132,168.00	\$33,971,094.00	Research and Development	\$1,853,636,499.00
"431646"		\$67,452.00	\$33,971,094.00	Research and Development	\$1,853,636,499.00
"431716"		\$143,258.00	\$33,971,094.00	Research and Development	\$1,853,636,499.00
"431717"		\$139,685.00	\$33,971,094.00	Research and Development	\$1,853,636,499.00
"431721"		\$134,479.00	\$33,971,094.00	Research and Development	\$1,853,636,499.00
"431740"		\$134,976.00	\$33,971,094.00	Research and Development	\$1,853,636,499.00
"431780"		\$22,899.00	\$33,971,094.00	Research and Development	\$1,853,636,499.00
"11001041067"		\$1,743.00	\$33,971,094.00	Research and Development	\$1,853,636,499.00
"5240009"		\$13,887.00	\$33,971,094.00	Research and Development	\$1,853,636,499.00
"554419"		\$25,683.00	\$33,971,094.00	Research and Development	\$1,853,636,499.00
"000539388-SC001"		-\$1,987.00	\$33,971,094.00	Research and Development	\$1,853,636,499.00
"5-001363"		\$136,144.00	\$33,971,094.00	Research and Development	\$1,853,636,499.00
"5R35GM138264-03"		\$19,561.00	\$33,971,094.00	Research and Development	\$1,853,636,499.00
"144385"		\$22,300.00	\$33,971,094.00	Research and Development	\$1,853,636,499.00
"CON-80001879(GR107185)"		\$4,857.00	\$33,971,094.00	Research and Development	\$1,853,636,499.00
"CON-80003260 (GR114492)"		\$29,072.00	\$33,971,094.00	Research and Development	\$1,853,636,499.00
"CON013283"		\$141,345.00	\$33,971,094.00	Research and Development	\$1,853,636,499.00
		\$2,512,852.00	\$33,971,094.00	Research and Development	\$1,853,636,499.00
	\$1,728,984.00	\$29,474,746.00	\$33,971,094.00	Research and Development	\$1,853,636,499.00
		\$105,313.00	\$33,971,094.00	Research and Development	\$1,853,636,499.00
"146941"		\$261,939.00	\$7,984,139.00	Research and Development	\$1,853,636,499.00
"149904"		\$42,381.00	\$7,984,139.00	Research and Development	\$1,853,636,499.00
"A934081"		\$6,019.00	\$7,984,139.00	Research and Development	\$1,853,636,499.00
"CON015610"		\$68,385.00	\$7,984,139.00	Research and Development	\$1,853,636,499.00
"CON018486"		\$12,916.00	\$7,984,139.00	Research and Development	\$1,853,636,499.00
"CON014954"		\$3,138.00	\$7,984,139.00	Research and Development	\$1,853,636,499.00
"147656"		\$10,199.00	\$7,984,139.00	Research and Development	\$1,853,636,499.00
"150355"		\$103,089.00	\$7,984,139.00	Research and Development	\$1,853,636,499.00
"431570"		\$37,685.00	\$7,984,139.00	Research and Development	\$1,853,636,499.00

**SCHEDULE OF EXPENDITURES OF FEDERAL AWARDS
FOR THE FISCAL YEAR ENDED JUNE 30, 2025**

Federal ALN Number	Federal Awarding Agency/Program Title	Additional Award Identification (Optional)	Name of Funder Pass-Through Entity
93.865	<i>Child Health and Human Development Extramural Research</i>		<i>Kennesaw State University Research and Service Foundation</i>
93.865	<i>Child Health and Human Development Extramural Research</i>		<i>Kennesaw State University Research and Service Foundation</i>
93.865	<i>Child Health and Human Development Extramural Research</i>		<i>Kennesaw State University Research and Service Foundation</i>
93.865	<i>Child Health and Human Development Extramural Research</i>		<i>Medical University of South Carolina</i>
93.865	<i>Child Health and Human Development Extramural Research</i>		<i>Pacific University</i>
93.865	<i>Child Health and Human Development Extramural Research</i>		<i>Purdue University</i>
93.865	<i>Child Health and Human Development Extramural Research</i>		<i>Shepherd Center</i>
93.865	<i>Child Health and Human Development Extramural Research</i>		<i>University of Arkansas</i>
93.865	<i>Child Health and Human Development Extramural Research</i>		<i>University of Connecticut</i>
93.865	<i>Child Health and Human Development Extramural Research</i>		<i>University of Connecticut</i>
93.865	<i>Child Health and Human Development Extramural Research</i>		<i>University of Illinois</i>
93.865	Child Health and Human Development Extramural Research		
93.865	Child Health and Human Development Extramural Research		
93.866	<i>Aging Research</i>		<i>Boston University</i>
93.866	<i>Aging Research</i>		<i>Case Western Reserve University</i>
93.866	<i>Aging Research</i>		<i>Cooperative Assistance And Relief Everywhere (CARE)</i>
93.866	<i>Aging Research</i>		<i>Emory University</i>
93.866	<i>Aging Research</i>		<i>Emory University</i>
93.866	<i>Aging Research</i>		<i>Emory University</i>
93.866	<i>Aging Research</i>		<i>Emory University</i>
93.866	<i>Aging Research</i>		<i>Emory University</i>
93.866	<i>Aging Research</i>		<i>Emory University</i>
93.866	<i>Aging Research</i>		<i>Emory University</i>
93.866	<i>Aging Research</i>		<i>Emory University</i>
93.866	<i>Aging Research</i>		<i>George Mason University</i>
93.866	<i>Aging Research</i>		<i>Icahn School of Medicine at Mount Sinai</i>
93.866	<i>Aging Research</i>		<i>Kaiser Foundation Research Institute</i>
93.866	<i>Aging Research</i>		<i>Kennesaw State University Research and Service Foundation</i>
93.866	<i>Aging Research</i>		<i>Kennesaw State University Research and Service Foundation</i>
93.866	<i>Aging Research</i>		<i>Kennesaw State University Research and Service Foundation</i>
93.866	<i>Aging Research</i>		<i>Kennesaw State University Research and Service Foundation</i>
93.866	<i>Aging Research</i>		<i>Kennesaw State University Research and Service Foundation</i>
93.866	<i>Aging Research</i>		<i>Medical University of South Carolina</i>
93.866	<i>Aging Research</i>		<i>Northwestern University</i>
93.866	<i>Aging Research</i>		<i>Northwestern University</i>
93.866	<i>Aging Research</i>		<i>Northwestern University</i>
93.866	<i>Aging Research</i>		<i>Northwestern University</i>
93.866	<i>Aging Research</i>		<i>OneClick</i>
93.866	<i>Aging Research</i>		<i>Oregon Health and Science University</i>
93.866	<i>Aging Research</i>		<i>Parkinson's Foundation</i>
93.866	<i>Aging Research</i>		<i>Rutgers, The State University of New Jersey</i>
93.866	<i>Aging Research</i>		<i>Seattle Institute for Biomedical and Clinical Research (SIBCR)</i>
93.866	<i>Aging Research</i>		<i>University of Arizona</i>
93.866	<i>Aging Research</i>		<i>University of Arizona</i>
93.866	<i>Aging Research</i>		<i>University of California, San Francisco</i>
93.866	<i>Aging Research</i>		<i>University of Kentucky Research Foundation</i>
93.866	<i>Aging Research</i>		<i>University of Maryland Foundation, Inc.</i>
93.866	<i>Aging Research</i>		<i>University of Mississippi</i>
93.866	<i>Aging Research</i>		<i>University of North Carolina</i>
93.866	<i>Aging Research</i>		<i>University of Pittsburgh</i>
93.866	<i>Aging Research</i>		<i>University of Texas at Arlington</i>
93.866	<i>Aging Research</i>		<i>University of Texas at Austin</i>
93.866	<i>Aging Research</i>		<i>University of Texas Southwestern Medical Center</i>
93.866	<i>Aging Research</i>		<i>University of Wisconsin - Madison</i>

**Bolded and italicized award lines indicate pass-through funding.
The accompanying notes are an integral part of this schedule.**

State of Georgia

Identifying Number Assigned by Funder Pass-Through	Total Amount Provided to Sub-Recipients	Federal Expenditures	Federal Program Total	Cluster Name	Cluster Total
"431678"		\$6,024.00	\$7,984,139.00	Research and Development	\$1,853,636,499.00
"431715"		\$272,353.00	\$7,984,139.00	Research and Development	\$1,853,636,499.00
"431719"		\$23,556.00	\$7,984,139.00	Research and Development	\$1,853,636,499.00
"5P2CHD086844-09"		\$7,964.00	\$7,984,139.00	Research and Development	\$1,853,636,499.00
"CON016915"		\$123,201.00	\$7,984,139.00	Research and Development	\$1,853,636,499.00
"CON017289"		\$40,227.00	\$7,984,139.00	Research and Development	\$1,853,636,499.00
"CON013351"		\$2,761.00	\$7,984,139.00	Research and Development	\$1,853,636,499.00
"UA2024-407-SPC-007816"		\$110,663.00	\$7,984,139.00	Research and Development	\$1,853,636,499.00
"CON011175"		\$82,245.00	\$7,984,139.00	Research and Development	\$1,853,636,499.00
"CON012970"		\$4,882.00	\$7,984,139.00	Research and Development	\$1,853,636,499.00
"10617318818"		\$40,666.00	\$7,984,139.00	Research and Development	\$1,853,636,499.00
		\$158,626.00	\$7,984,139.00	Research and Development	\$1,853,636,499.00
	\$1,494,758.00	\$6,565,220.00	\$7,984,139.00	Research and Development	\$1,853,636,499.00
"CON016437"		\$414,420.00	\$24,304,003.00	Research and Development	\$1,853,636,499.00
"RESS16755"		\$114,065.00	\$24,304,003.00	Research and Development	\$1,853,636,499.00
"CON019135"		\$10,683.00	\$24,304,003.00	Research and Development	\$1,853,636,499.00
"146680"		\$78,614.00	\$24,304,003.00	Research and Development	\$1,853,636,499.00
"149483"		\$388,245.00	\$24,304,003.00	Research and Development	\$1,853,636,499.00
"151172"		\$34,118.00	\$24,304,003.00	Research and Development	\$1,853,636,499.00
"151278"		\$13,087.00	\$24,304,003.00	Research and Development	\$1,853,636,499.00
"202721"		\$93,143.00	\$24,304,003.00	Research and Development	\$1,853,636,499.00
"CON018582"		-\$2,004.00	\$24,304,003.00	Research and Development	\$1,853,636,499.00
"CON019027"		\$53,668.00	\$24,304,003.00	Research and Development	\$1,853,636,499.00
"CON019422"		\$8,055.00	\$24,304,003.00	Research and Development	\$1,853,636,499.00
"E2064533 /E2064532"		\$106,127.00	\$24,304,003.00	Research and Development	\$1,853,636,499.00
"CON016440"		\$11,010.00	\$24,304,003.00	Research and Development	\$1,853,636,499.00
"CON014906"		\$10,674.00	\$24,304,003.00	Research and Development	\$1,853,636,499.00
"431616"		\$150,556.00	\$24,304,003.00	Research and Development	\$1,853,636,499.00
"431624"		-\$262.00	\$24,304,003.00	Research and Development	\$1,853,636,499.00
"431713"		\$109,065.00	\$24,304,003.00	Research and Development	\$1,853,636,499.00
"431793"		\$14,388.00	\$24,304,003.00	Research and Development	\$1,853,636,499.00
"1R01AG067510-01A1"		\$3,086.00	\$24,304,003.00	Research and Development	\$1,853,636,499.00
"60062622 AURI (5R01AG073257-03)"		\$2,686.00	\$24,304,003.00	Research and Development	\$1,853,636,499.00
"60065695 AUG (5R01AG078614-02)"		\$5,605.00	\$24,304,003.00	Research and Development	\$1,853,636,499.00
"SUBAWARD #: 60059377 AUG"		\$12,221.00	\$24,304,003.00	Research and Development	\$1,853,636,499.00
"SUBAWARD #: 60064224 AUG"		\$916.00	\$24,304,003.00	Research and Development	\$1,853,636,499.00
"149078"		\$216,895.00	\$24,304,003.00	Research and Development	\$1,853,636,499.00
"1RF1AG065406-01"		\$199,972.00	\$24,304,003.00	Research and Development	\$1,853,636,499.00
"R01AG059417-01A1"		\$67,413.00	\$24,304,003.00	Research and Development	\$1,853,636,499.00
"CON017987"		\$50,965.00	\$24,304,003.00	Research and Development	\$1,853,636,499.00
"5R01AG061558-03"		\$133,886.00	\$24,304,003.00	Research and Development	\$1,853,636,499.00
"146138"		\$104,440.00	\$24,304,003.00	Research and Development	\$1,853,636,499.00
"CON018394"		\$308,261.00	\$24,304,003.00	Research and Development	\$1,853,636,499.00
"CON016907"		\$15,831.00	\$24,304,003.00	Research and Development	\$1,853,636,499.00
"5R01AG066724-03"		\$93,282.00	\$24,304,003.00	Research and Development	\$1,853,636,499.00
"21073"		\$251,340.00	\$24,304,003.00	Research and Development	\$1,853,636,499.00
"1RF1AG079336-01"		\$199,879.00	\$24,304,003.00	Research and Development	\$1,853,636,499.00
"139554"		\$26.00	\$24,304,003.00	Research and Development	\$1,853,636,499.00
"1R01AG07264101A1"		\$100,216.00	\$24,304,003.00	Research and Development	\$1,853,636,499.00
"2022GC1399"		\$153,434.00	\$24,304,003.00	Research and Development	\$1,853,636,499.00
"CON018317"		\$218,402.00	\$24,304,003.00	Research and Development	\$1,853,636,499.00
"GMO251115PO0000003596"		\$47,497.00	\$24,304,003.00	Research and Development	\$1,853,636,499.00
"CON014454"		\$1,083,391.00	\$24,304,003.00	Research and Development	\$1,853,636,499.00

**SCHEDULE OF EXPENDITURES OF FEDERAL AWARDS
FOR THE FISCAL YEAR ENDED JUNE 30, 2025**

Federal ALN Number	Federal Awarding Agency/Program Title	Additional Award Identification (Optional)	Name of Funder Pass-Through Entity
<i>93.866</i>	<i>Aging Research</i>		<i>University of Wisconsin - Madison</i>
<i>93.866</i>	<i>Aging Research</i>		<i>University of Wisconsin - Madison</i>
<i>93.866</i>	<i>Aging Research</i>		<i>University of Wisconsin - Madison</i>
<i>93.866</i>	<i>Aging Research</i>		<i>Vanderbilt University</i>
<i>93.866</i>	<i>Aging Research</i>		<i>Yale University</i>
93.866	Aging Research		
<i>93.867</i>	<i>Vision Research</i>		<i>Baylor College of Medicine</i>
<i>93.867</i>	<i>Vision Research</i>		<i>Emory University</i>
<i>93.867</i>	<i>Vision Research</i>		<i>Emory University</i>
<i>93.867</i>	<i>Vision Research</i>		<i>Emory University</i>
<i>93.867</i>	<i>Vision Research</i>		<i>Emory University</i>
<i>93.867</i>	<i>Vision Research</i>		<i>HAPTX, Inc.</i>
<i>93.867</i>	<i>Vision Research</i>		<i>Kennesaw State University Research and Service Foundation</i>
<i>93.867</i>	<i>Vision Research</i>		<i>The Research Foundation for The State University of New York</i>
<i>93.867</i>	<i>Vision Research</i>		<i>Tufts University</i>
<i>93.867</i>	<i>Vision Research</i>		<i>University of Southern California</i>
<i>93.867</i>	<i>Vision Research</i>		<i>Vanderbilt University</i>
93.867	Vision Research		
93.867	Vision Research		
93.870	Maternal, Infant and Early Childhood Home Visiting Grant		
93.870	COVID-19 - Maternal, Infant and Early Childhood Home Visiting Grant	COVID-19	
93.876	Antimicrobial Resistance Surveillance in Retail Food Specimens		
<i>93.877</i>	<i>Autism Collaboration, Accountability, Research, Education, and Support</i>		<i>Association of University Centers On Disabilities</i>
<i>93.877</i>	<i>Autism Collaboration, Accountability, Research, Education, and Support</i>		
<i>93.877</i>	<i>Autism Collaboration, Accountability, Research, Education, and Support</i>		<i>Drexel University</i>
<i>93.879</i>	<i>Medical Library Assistance</i>		<i>Georgia Southern University Research and Service Foundation, Inc.</i>
<i>93.879</i>	<i>Medical Library Assistance</i>		<i>Oak Ridge Associated Universities</i>
93.879	Medical Library Assistance		
93.889	National Bioterrorism Hospital Preparedness Program		
<i>93.889</i>	<i>National Bioterrorism Hospital Preparedness Program</i>		<i>South Carolina Department of Health and Environmental Control</i>
93.898	Cancer Prevention and Control Programs for State, Territorial and Tribal Organizations		
93.912	Rural Health Care Services Outreach, Rural Health Network Development and Small Health Care Provider Quality Improvement		
93.913	Grants to States for Operation of State Offices of Rural Health		
93.917	HIV Care Formula Grants		
93.918	Grants to Provide Outpatient Early Intervention Services with Respect to HIV Disease		
93.924	Ryan White HIV/AIDS Dental Reimbursement and Community Based Dental Partnership Grants		
<i>93.925</i>	<i>Scholarships for Health Professions Students from Disadvantaged Backgrounds</i>		<i>Georgia Southern University Research and Service Foundation, Inc.</i>
93.926	Healthy Start Initiative		
93.926	Healthy Start Initiative		
93.940	HIV Prevention Activities Health Department Based		
93.944	Human Immunodeficiency Virus (HIV)/Acquired Immunodeficiency Virus Syndrome (AIDS) Surveillance		
93.945	Assistance Programs for Chronic Disease Prevention and Control		
93.946	Cooperative Agreements to Support State-Based Safe Motherhood and Infant Health Initiative Programs		
93.958	Block Grants for Community Mental Health Services		
93.958	COVID-19 - Block Grants for Community Mental Health Services	COVID-19	
<i>93.959</i>	<i>Block Grants for Prevention and Treatment of Substance Abuse</i>		<i>Kennesaw State University Research and Service Foundation</i>
93.959	Block Grants for Prevention and Treatment of Substance Abuse		
93.959	Block Grants for Prevention and Treatment of Substance Abuse		
<i>93.959</i>	<i>Block Grants for Prevention and Treatment of Substance Abuse</i>		<i>Georgia Southern University Research and Service Foundation, Inc.</i>
93.959	COVID-19 - Block Grants for Prevention and Treatment of Substance Abuse	COVID-19	
93.967	COVID-19 - Centers for Disease Control and Prevention Collaboration with Academia to Strengthen Public Health	COVID-19	
<i>93.969</i>	<i>PPHF Geriatric Education Centers</i>		<i>Emory University</i>
<i>93.969</i>	<i>PPHF Geriatric Education Centers</i>		<i>Emory University</i>
<i>93.969</i>	<i>PPHF Geriatric Education Centers</i>		<i>Emory University</i>

**Bolded and italicized award lines indicate pass-through funding.
The accompanying notes are an integral part of this schedule.**

State of Georgia

Identifying Number Assigned by Funder Pass-Through	Total Amount Provided to Sub-Recipients	Federal Expenditures	Federal Program Total	Cluster Name	Cluster Total
"CON017762"		\$39,807.00	\$24,304,003.00	Research and Development	\$1,853,636,499.00
"CON018888"		\$12,713.00	\$24,304,003.00	Research and Development	\$1,853,636,499.00
"CON019569"		\$37,358.00	\$24,304,003.00	Research and Development	\$1,853,636,499.00
"7RF1AG060754-02"		\$127,579.00	\$24,304,003.00	Research and Development	\$1,853,636,499.00
"205920"		\$237,161.00	\$24,304,003.00	Research and Development	\$1,853,636,499.00
	\$3,132,976.00	\$18,972,089.00	\$24,304,003.00	Research and Development	\$1,853,636,499.00
"5R01EY03373-03"		\$62,283.00	\$10,186,189.00	Research and Development	\$1,853,636,499.00
"149913"		\$162,891.00	\$10,186,189.00	Research and Development	\$1,853,636,499.00
"202401"		\$38,249.00	\$10,186,189.00	Research and Development	\$1,853,636,499.00
"210128"		\$12,182.00	\$10,186,189.00	Research and Development	\$1,853,636,499.00
"218223"		\$50,967.00	\$10,186,189.00	Research and Development	\$1,853,636,499.00
"150714"		\$19,000.00	\$10,186,189.00	Research and Development	\$1,853,636,499.00
"431808"		\$9,050.00	\$10,186,189.00	Research and Development	\$1,853,636,499.00
"1R01EY034096-01"		\$11,378.00	\$10,186,189.00	Research and Development	\$1,853,636,499.00
"1R34EY034969-01"		\$19,618.00	\$10,186,189.00	Research and Development	\$1,853,636,499.00
"SUBAWARD #: 150315C"		\$117,150.00	\$10,186,189.00	Research and Development	\$1,853,636,499.00
"1R01EY036089-01A1"		\$55,057.00	\$10,186,189.00	Research and Development	\$1,853,636,499.00
		\$467,563.00	\$10,186,189.00	Research and Development	\$1,853,636,499.00
	\$608,533.00	\$9,160,801.00	\$10,186,189.00	Research and Development	\$1,853,636,499.00
	\$1,382,996.00	\$9,134,878.00	\$9,685,949.00	N/A	\$0.00
	\$16,900.00	\$551,071.00	\$9,685,949.00	N/A	\$0.00
		\$142,582.00	\$142,582.00	N/A	\$0.00
"CON020665"		\$1,380.00	\$729,769.00	N/A	\$0.00
	\$50,000.00	\$688,295.00	\$729,769.00	N/A	\$0.00
"1UT6MC45902-01-00"		\$40,094.00	\$729,769.00	Research and Development	\$1,853,636,499.00
"39G4292"		\$1,936.00	\$94,557.00	Research and Development	\$1,853,636,499.00
"62-0476816"		\$18,904.00	\$94,557.00	Research and Development	\$1,853,636,499.00
		\$73,717.00	\$94,557.00	Research and Development	\$1,853,636,499.00
	\$1,661,308.00	\$8,510,559.00	\$8,737,465.00	N/A	\$0.00
"LC-4-594"		\$226,906.00	\$8,737,465.00	Research and Development	\$1,853,636,499.00
	\$2,535,825.00	\$5,548,006.00	\$5,548,006.00	N/A	\$0.00
	\$824,153.00	\$1,402,606.00	\$1,402,606.00	N/A	\$0.00
		\$215,234.00	\$215,234.00	N/A	\$0.00
	\$8,582,680.00	\$84,834,374.00	\$84,834,374.00	N/A	\$0.00
		\$13,755,178.00	\$13,755,178.00	N/A	\$0.00
		\$32,923.00	\$32,923.00	N/A	\$0.00
"2025-18"		\$1,292,998.00	\$1,292,998.00	Student Financial Assistance	\$2,345,573,802.00
		-\$308.00	\$736,925.00	N/A	\$0.00
	\$440,947.00	\$737,233.00	\$736,925.00	N/A	\$0.00
	\$13,631,766.00	\$18,944,836.00	\$18,944,836.00	N/A	\$0.00
		\$1,228,578.00	\$1,228,578.00	N/A	\$0.00
		-\$10.00	-\$10.00	N/A	\$0.00
		\$1,078,921.00	\$1,078,921.00	N/A	\$0.00
	\$24,987,424.00	\$24,987,424.00	\$33,719,173.00	N/A	\$0.00
	\$1,534,510.00	\$8,731,749.00	\$33,719,173.00	N/A	\$0.00
"431807"		\$41,129.00	\$72,981,738.00	N/A	\$0.00
		\$2,475.00	\$72,981,738.00	N/A	\$0.00
	\$55,448,292.00	\$55,405,049.00	\$72,981,738.00	N/A	\$0.00
"39G5386"		\$56,395.00	\$72,981,738.00	Research and Development	\$1,853,636,499.00
	\$7,943,405.00	\$17,476,690.00	\$72,981,738.00	N/A	\$0.00
	\$6,052,167.00	\$9,123,899.00	\$9,123,899.00	N/A	\$0.00
"CON018271"		\$3,219.00	\$111,381.00	N/A	\$0.00
"A278083"		-\$359.00	\$111,381.00	Research and Development	\$1,853,636,499.00
"CON016766"		\$16,721.00	\$111,381.00	Research and Development	\$1,853,636,499.00

**SCHEDULE OF EXPENDITURES OF FEDERAL AWARDS
FOR THE FISCAL YEAR ENDED JUNE 30, 2025**

Federal ALN Number	Federal Awarding Agency/Program Title	Additional Award Identification (Optional)	Name of Funder Pass-Through Entity
93.969	<i>PPHF Geriatric Education Centers</i>		<i>Emory University</i>
93.977	Sexually Transmitted Diseases (STD) Prevention and Control Grants		
93.977	COVID-19 - Sexually Transmitted Diseases (STD) Prevention and Control Grants	COVID-19	
93.982	Mental Health Disaster Assistance and Emergency Mental Health		
93.988	Cooperative Agreements for Diabetes Control Programs		
93.988	<i>Cooperative Agreements for Diabetes Control Programs</i>		<i>Clemson University</i>
93.989	<i>International Research and Research Training</i>		<i>Emory University</i>
93.989	<i>International Research and Research Training</i>		<i>Universidad Peruana Cayetano Heredia</i>
93.989	<i>International Research and Research Training</i>		<i>Universidad Peruana Cayetano Heredia</i>
93.989	International Research and Research Training		
93.991	Preventive Health and Health Services Block Grant		
93.991	<i>Preventive Health and Health Services Block Grant</i>		<i>University of Louisville</i>
93.994	Maternal and Child Health Services Block Grant to the States		
93.RD	<i>Genomic and molecular characterization of biomarker</i>	<i>20X100F</i>	<i>NRG Oncology Foundation, Inc.</i>
93.RD	Center for Influenza Vaccine Research for High Risk	75N93019C00052	
93.RD	Center for Influenza Disease and Emergence Research	75N93021C00018	
93.RD	Pre-Clinical Models of Infectious Diseases - Task D03: Production and Distribution of Filarial Research Reagents	75N93024D00035/25F00002	
93.RD	<i>Patient-Derived Models Tissue Procurement Protocol</i>	<i>AGREEMENT # 43608 / PROTOCOL #9846</i>	<i>Leidos, Inc.</i>
93.RD	<i>Identification of highly neutralizing nanobodies from HI</i>	<i>CON018540a</i>	<i>Leidos, Inc.</i>
93.RD	CDC IPA - Benevides	CONTRACT NO. 23IPA232311019	
93.RD	COVID-19; Molecular epidemiology and transmission dynamics of CoVID-19 in Houston Texas	COVID-19, 75D30121C10133	
93.RD	<i>COVID-19; Estimating the effects of COVID-19 nonpharmaceutical interventions on the burden of influenza in the United States</i>	<i>COVID-19, RUTXA000167500A</i>	<i>University of Texas at Austin</i>
93.RD	Pre-clinical models of infectious diseases: Task C	HHSN272201700035I	
93.RD	<i>KSU FVPSA FY22 Criminal Justice Coordinating Council (CJCC)</i>	<i>KSURSF/CJCC/KSU FVPSA FY22</i>	<i>Kennesaw State University Research and Service Foundation</i>
93.RD	<i>Help to Empower and Retain - Computing Students (HER-CS)</i>	<i>KSURSF/NorthernUniv/HER-CS</i>	<i>Kennesaw State University Research and Service Foundation</i>
93.RD	<i>SCDIC-II Registry (Prime Award Title: Cure Sickle)</i>	<i>NHLBI CONTRACT OT3 HL147798-01</i>	<i>RTI International</i>
93.RD	<i>(SEPSIS BARDA) Sepsis Onset Warning System (SOWS)</i>	<i>PROTOCOL # BARDA-BAA-100-18-SOL- 00003</i>	<i>Beckman Coulter, Inc. Icahn School of Medicine at Mount Sinai</i>
93.RD	<i>NIAID Centers of Excellence for Influenza Research and Response Computational design and characterization of mini-hemagglutinin molecules for Influenza A and B</i>	<i>RMSSM000135112A</i>	<i>Icahn School of Medicine at Mount Sinai</i>
93.RD	<i>Recombinant ferret pan-influenza HA and pan-coronavirus spike IgG and IgA reagents for improved serological and mucosal antibody assessment and mechanistic studies</i>	<i>RMSSM000157730A</i>	<i>Icahn School of Medicine at Mount Sinai</i>
93.RD	<i>Understanding the risk of intercontinental introduction and establishment of potentially zoonotic IAV by wild birds</i>	<i>RMSSM000188831A</i>	<i>Icahn School of Medicine at Mount Sinai</i>
93.RD	<i>Integrated Informatics Resources for Eukaryotic Microbial Pathogens and Invertebrate Vectors of Disease</i>	<i>RSJCR000165081C</i>	<i>St. Jude Children's Research Hospital</i>
93.RD	<i>UPenn-CEIRR, Option 13: mRNA-LNP vaccines for pandemic preparedness A New Network of Household Transmission Studies for Vaccine Effectiveness Evaluations</i>	<i>RUPEN000110875A</i>	<i>University of Pennsylvania</i>
93.RD	<i>Harmonization of GlyGen glycoconjugate and glycan array data for integration into CFDE</i>	<i>RUPEN000174180A</i>	<i>University of Pennsylvania</i>
93.RD	<i>Alaska INBRE Bioinformatics Workshops and Support</i>	<i>RVUX1000178930A</i>	<i>Vanderbilt University</i>
93.RD	<i>Alaska INBRE Bioinformatics Workshops and Support</i>	<i>RWASH000191470A</i>	<i>George Washington University</i>
93.RD	<i>Alaska INBRE Bioinformatics Workshops and Support</i>	<i>SUNAK0001352801</i>	<i>University of Alaska</i>
93.RD	<i>Alaska INBRE Bioinformatics Workshops and Support</i>	<i>SUNAK000149520A</i>	<i>University of Alaska</i>
93.U22	IPA agreement for Cyrus Eierud	CON016825	
93.U23	HRSA - Technical Assistance for Rural Health Network Pla	CON018475	
93.U24	Telehealth Technical Assistance Contract	CON018571	
93.U25	Technical Assistance for Rural Health Network Developmen	CON016517	
93.U26	HRSA Technical Assistance IDIQ	CON019877	
93.U27	HRSA Technical Assistance IDIQ	CON018177	
Total Department of Health and Human Services			
Corporation for National and Community Service			
94.003	AmeriCorps State Commissions Support Grant		
94.006	<i>AmeriCorps State and National 94.006</i>		<i>Jumpstart for Young Children, Inc. Kennesaw State University Research and Service Foundation</i>
94.006	<i>AmeriCorps State and National 94.006</i>		<i>Jumpstart for Young Children, Inc.</i>
94.006	AmeriCorps State and National 94.006		
94.006	AmeriCorps State and National 94.006		
94.006	<i>AmeriCorps State and National 94.006</i>		<i>Jumpstart for Young Children, Inc.</i>

**Bolded and italicized award lines indicate pass-through funding.
The accompanying notes are an integral part of this schedule.**

State of Georgia

Identifying Number Assigned by Funder Pass-Through	Total Amount Provided to Sub-Recipients	Federal Expenditures	Federal Program Total	Cluster Name	Cluster Total
"CON019056"		\$91,800.00	\$111,381.00	Research and Development	\$1,853,636,499.00
	\$988,596.00	\$3,088,180.00	\$5,558,122.00	N/A	\$0.00
	\$279,229.00	\$2,469,942.00	\$5,558,122.00	N/A	\$0.00
	\$3,997.00	\$264,936.00	\$264,936.00	N/A	\$0.00
	\$125,000.00	\$754,883.00	\$977,214.00	N/A	\$0.00
"REF260720920"		\$222,331.00	\$977,214.00	Research and Development	\$1,853,636,499.00
"CON018019"		\$6,745.00	\$1,618,410.00	Research and Development	\$1,853,636,499.00
"209159-GU2"		-\$7,738.00	\$1,618,410.00	Research and Development	\$1,853,636,499.00
"209159-GU3"		\$7,009.00	\$1,618,410.00	Research and Development	\$1,853,636,499.00
	\$276,253.00	\$1,612,394.00	\$1,618,410.00	Research and Development	\$1,853,636,499.00
	\$1,071,223.00	\$4,736,157.00	\$4,736,184.00	N/A	\$0.00
"130607"		\$27.00	\$4,736,184.00	Research and Development	\$1,853,636,499.00
	\$8,807,581.00	\$16,644,550.00	\$16,644,550.00	N/A	\$0.00
"NRGONC00001"		\$29,199.00	\$18,078,594.00	Research and Development	\$1,853,636,499.00
	\$9,203,440.00	\$11,025,385.00	\$18,078,594.00	Research and Development	\$1,853,636,499.00
	\$2,006,390.00	\$3,781,124.00	\$18,078,594.00	Research and Development	\$1,853,636,499.00
		\$251,544.00	\$18,078,594.00	Research and Development	\$1,853,636,499.00
"LEIDOS00003"		\$35,937.00	\$18,078,594.00	Research and Development	\$1,853,636,499.00
"CON018540"		\$247,968.00	\$18,078,594.00	Research and Development	\$1,853,636,499.00
		\$4,142.00	\$18,078,594.00	Research and Development	\$1,853,636,499.00
		\$149,316.00	\$18,078,594.00	Research and Development	\$1,853,636,499.00
"UTAUSUB00001000"		\$5,572.00	\$18,078,594.00	Research and Development	\$1,853,636,499.00
	\$329,546.00	\$905,184.00	\$18,078,594.00	Research and Development	\$1,853,636,499.00
"431701"		\$2,800.00	\$18,078,594.00	Research and Development	\$1,853,636,499.00
"431630"		\$12,092.00	\$18,078,594.00	Research and Development	\$1,853,636,499.00
"RTI00001"		\$33,407.00	\$18,078,594.00	Research and Development	\$1,853,636,499.00
"BCKMN00003"		\$8,931.00	\$18,078,594.00	Research and Development	\$1,853,636,499.00
"0258-A504-4609"		\$456,706.00	\$18,078,594.00	Research and Development	\$1,853,636,499.00
"0258A4644609"		\$84,590.00	\$18,078,594.00	Research and Development	\$1,853,636,499.00
"IF300302056-940002"		\$58,299.00	\$18,078,594.00	Research and Development	\$1,853,636,499.00
"11279503A-8135673"		\$355,607.00	\$18,078,594.00	Research and Development	\$1,853,636,499.00
"75N93019C00077"		\$504,124.00	\$18,078,594.00	Research and Development	\$1,853,636,499.00
"74571"		\$1,312.00	\$18,078,594.00	Research and Development	\$1,853,636,499.00
"VUMC118765"		\$55,266.00	\$18,078,594.00	Research and Development	\$1,853,636,499.00
"24M61"		\$67,167.00	\$18,078,594.00	Research and Development	\$1,853,636,499.00
"P0550535"		\$91.00	\$18,078,594.00	Research and Development	\$1,853,636,499.00
"UAFP0557996 PO# P0557996"		\$2,831.00	\$18,078,594.00	Research and Development	\$1,853,636,499.00
		\$6,727.00	\$6,727.00	N/A	\$0.00
	\$142,133.00	\$900,810.00	\$900,810.00	N/A	\$0.00
	\$81,254.00	\$226,024.00	\$226,024.00	N/A	\$0.00
	\$252,464.00	\$843,263.00	\$843,263.00	N/A	\$0.00
	\$177,871.00	\$1,060,881.00	\$1,060,881.00	N/A	\$0.00
	\$227,717.00	\$943,618.00	\$943,618.00	N/A	\$0.00
	\$568,049,016.00	\$16,263,694,572.00			
		\$478,387.00	\$478,387.00	N/A	\$0.00
"CON019835"		\$74,935.00	\$5,341,635.00	N/A	\$0.00
"431787"		\$103,600.00	\$5,341,635.00	N/A	\$0.00
		\$26,915.00	\$5,341,635.00	N/A	\$0.00
	\$4,339,894.00	\$5,123,672.00	\$5,341,635.00	N/A	\$0.00
"CON017945"		\$12,513.00	\$5,341,635.00	Research and Development	\$1,853,636,499.00

**SCHEDULE OF EXPENDITURES OF FEDERAL AWARDS
FOR THE FISCAL YEAR ENDED JUNE 30, 2025**

Federal ALN Number	Federal Awarding Agency/Program Title	Additional Award Identification (Optional)	Name of Funder Pass-Through Entity
94.008	AmeriCorps Commission Investment Fund 94.008		
94.013	AmeriCorps Volunteers In Service to America 94.013		
94.013	AmeriCorps Volunteers In Service to America 94.013		
94.016	<i>AmeriCorps Seniors Senior Companion Program (SCP) 94.016</i>		<i>Georgia Southern University Research and Service Foundation, Inc.</i>
94.017	<i>AmeriCorps Seniors Senior Demonstration Program (FGP) 94.017</i>		<i>Georgia Southern University Research and Service Foundation, Inc.</i>
94.026	AmeriCorps National Service and Civic Engagement Research Competition 94.026		
Total Corporation for National and Community Service			
Executive Office of the President			
95.001	<i>High Intensity Drug Trafficking Areas Program</i>		<i>Atlanta-Carolinas HIDTA Program</i>
95.001	<i>High Intensity Drug Trafficking Areas Program</i>		<i>City of Atlanta</i>
95.001	High Intensity Drug Trafficking Areas Program		
95.RD	Intergovernmental Personnel Act Assignment - Erin Towery	CEA-CEAP25C09	
Total Executive Office of the President			
Social Security Administration			
96.001	Social Security Disability Insurance		
96.007	Social Security Research and Demonstration		
Total Social Security Administration			
Department of Homeland Security			
97.005	State and Local Homeland Security National Training Program		
97.007	<i>Homeland Security Preparedness Technical Assistance Program</i>		<i>Atlanta Regional Commission</i>
97.008	Non-Profit Security Program		
97.012	Boating Safety Financial Assistance		
97.023	Community Assistance Program State Support Services Element (CAP-SSSE)		
97.029	Flood Mitigation Assistance		
97.032	Crisis Counseling		
97.034	Disaster Unemployment Assistance		
97.036	Disaster Grants - Public Assistance (Presidentially Declared Disasters)		
97.036	COVID-19 - Disaster Grants - Public Assistance (Presidentially Declared Disasters)	COVID-19	
97.039	Hazard Mitigation Grant		
97.039	Hazard Mitigation Grant		
97.041	National Dam Safety Program		
97.042	Emergency Management Performance Grants		
97.042	Emergency Management Performance Grants		
97.042	<i>Emergency Management Performance Grants</i>		<i>Auburn University</i>
97.042	<i>Emergency Management Performance Grants</i>		<i>Auburn University</i>
97.043	State Fire Training Systems Grants		
97.044	Assistance to Firefighters Grant		
97.044	<i>Assistance to Firefighters Grant</i>		<i>Georgia Southern University Research and Service Foundation, Inc.</i>
97.045	Cooperating Technical Partners		
97.047	BRIC: Building Resilient Infrastructure and Communities		
97.056	Port Security Grant Program		
97.061	<i>Centers for Homeland Security</i>		<i>Arizona State University</i>
97.061	<i>Centers for Homeland Security</i>		<i>George Mason University</i>
97.061	<i>Centers for Homeland Security</i>		<i>George Mason University</i>
97.061	<i>Centers for Homeland Security</i>		<i>George Mason University</i>
97.061	<i>Centers for Homeland Security</i>		<i>Kennesaw State University Research and Service Foundation</i>
97.061	<i>Centers for Homeland Security</i>		<i>Texas A&M University</i>
97.061	<i>Centers for Homeland Security</i>		<i>University of Illinois at Urbana-Champaign</i>
97.061	<i>Centers for Homeland Security</i>		<i>University of Illinois at Urbana-Champaign</i>
97.067	<i>Homeland Security Grant Program</i>		<i>Atlanta Regional Commission</i>
97.067	Homeland Security Grant Program		
97.067	Homeland Security Grant Program		
97.067	Homeland Security Grant Program		
97.088	Disaster Assistance Projects		
97.091	Homeland Security Biowatch Program		
97.108	<i>Public Safety and Violence Prevention Research, Evaluation, and Implementation</i>		<i>University of California, Los Angeles</i>
97.130	National Nuclear Forensics Expertise Development Program		
97.132	<i>Financial Assistance for Targeted Violence and Terrorism Prevention</i>		<i>Parents 4 Peace</i>

**Bolded and italicized award lines indicate pass-through funding.
The accompanying notes are an integral part of this schedule.**

State of Georgia

Identifying Number Assigned by Funder Pass-Through	Total Amount Provided to Sub-Recipients	Federal Expenditures	Federal Program Total	Cluster Name	Cluster Total
		\$16,574.00	\$16,574.00	N/A	\$0.00
		\$56,498.00	\$96,367.00	N/A	\$0.00
		\$39,869.00	\$96,367.00	Research and Development	\$1,853,636,499.00
"2025-19"		\$302,486.00	\$302,486.00	Foster Grandparent/Senior Companion Cluster	\$302,486.00
"39G3959"		\$3,422.00	\$3,422.00	N/A	\$0.00
	\$125,494.00	\$262,253.00	\$262,253.00	Research and Development	\$1,853,636,499.00
	\$4,465,388.00	\$6,501,124.00			
"30596"		\$10,162.00	\$65,498.00	N/A	\$0.00
"G15GA003A"		\$30,964.00	\$65,498.00	N/A	\$0.00
		\$24,372.00	\$65,498.00	N/A	\$0.00
		\$99,455.00	\$99,455.00	Research and Development	\$1,853,636,499.00
	\$0.00	\$164,953.00			
		\$60,410,655.00	\$60,410,655.00	Disability Insurance/SSI Cluster	\$60,410,655.00
		\$238,386.00	\$238,386.00	N/A	\$0.00
	\$0.00	\$60,649,041.00			
	\$514,375.00	\$778,774.00	\$778,774.00	N/A	\$0.00
"CON018779"	\$50,000.00	\$466,400.00	\$466,400.00	Research and Development	\$1,853,636,499.00
	\$191,796.00	\$191,796.00	\$191,796.00	N/A	\$0.00
		\$2,729,454.00	\$2,729,454.00	N/A	\$0.00
		\$371,422.00	\$371,422.00	N/A	\$0.00
		\$15.00	\$15.00	N/A	\$0.00
		\$4,927.00	\$4,927.00	N/A	\$0.00
		\$814,976.00	\$814,976.00	N/A	\$0.00
	\$528,349,986.00	\$632,671,334.00	\$632,590,174.00	N/A	\$0.00
		-\$81,160.00	\$632,590,174.00	N/A	\$0.00
		\$3,647,266.00	\$12,059,785.00	N/A	\$0.00
	\$2,960,681.00	\$8,412,519.00	\$12,059,785.00	N/A	\$0.00
		\$184,783.00	\$184,783.00	N/A	\$0.00
		\$18,848.00	\$8,734,586.00	N/A	\$0.00
	\$3,501,542.00	\$8,635,794.00	\$8,734,586.00	N/A	\$0.00
"153552"		-\$3,931.00	\$8,734,586.00	Research and Development	\$1,853,636,499.00
"211526"		\$83,875.00	\$8,734,586.00	Research and Development	\$1,853,636,499.00
		\$9,980.00	\$9,980.00	N/A	\$0.00
		\$23,648.00	\$61,396.00	N/A	\$0.00
"39G3181"		\$37,748.00	\$61,396.00	Research and Development	\$1,853,636,499.00
		\$3,645,344.00	\$3,645,344.00	N/A	\$0.00
	\$48,324.00	\$101,266.00	\$101,266.00	N/A	\$0.00
		\$204,339.00	\$204,339.00	N/A	\$0.00
"136720"		-\$148,836.00	\$509,067.00	Research and Development	\$1,853,636,499.00
"CON015604"		\$85,521.00	\$509,067.00	Research and Development	\$1,853,636,499.00
"CON016694"		\$151,990.00	\$509,067.00	Research and Development	\$1,853,636,499.00
"CON016732"		\$1,063.00	\$509,067.00	Research and Development	\$1,853,636,499.00
"431694"		\$39,031.00	\$509,067.00	Research and Development	\$1,853,636,499.00
"M2500777"		\$57,701.00	\$509,067.00	Research and Development	\$1,853,636,499.00
"143934"	\$52,541.00	\$66,924.00	\$509,067.00	Research and Development	\$1,853,636,499.00
"201620"	\$59,850.00	\$255,673.00	\$509,067.00	Research and Development	\$1,853,636,499.00
"586002324"		\$372,993.00	\$21,035,582.00	N/A	\$0.00
		\$386,800.00	\$21,035,582.00	N/A	\$0.00
	\$15,414,132.00	\$20,122,219.00	\$21,035,582.00	N/A	\$0.00
	\$59,800.00	\$153,570.00	\$21,035,582.00	Research and Development	\$1,853,636,499.00
		\$5,012,970.00	\$5,012,970.00	N/A	\$0.00
		\$4,869.00	\$4,869.00	N/A	\$0.00
"CON018090"		\$13,478.00	\$13,478.00	Research and Development	\$1,853,636,499.00
	\$123,750.00	\$333,604.00	\$333,604.00	Research and Development	\$1,853,636,499.00
"CON016598"		\$97,280.00	\$97,280.00	Research and Development	\$1,853,636,499.00

**SCHEDULE OF EXPENDITURES OF FEDERAL AWARDS
FOR THE FISCAL YEAR ENDED JUNE 30, 2025**

Federal ALN Number	Federal Awarding Agency/Program Title	Additional Award Identification (Optional)	Name of Funder Pass-Through Entity
97.137	State and Local Cybersecurity Grant Program Tribal Cybersecurity Grant Program		
97.U28	DHS Overtime Cooperative agreements	FS15200	
Total Department of Homeland Security			
Agency for International Development			
<i>98.001</i>	<i>USAID Foreign Assistance for Programs Overseas</i>		<i>Kennesaw State University Research and Service Foundation</i>
<i>98.001</i>	<i>USAID Foreign Assistance for Programs Overseas</i>		<i>Venturewell</i>
<i>98.001</i>	<i>USAID Foreign Assistance for Programs Overseas</i>		<i>Purdue University</i>
<i>98.001</i>	<i>USAID Foreign Assistance for Programs Overseas</i>		<i>The National Academies of Sciences, Engineering, and Medicine</i>
<i>98.001</i>	<i>USAID Foreign Assistance for Programs Overseas</i>		<i>University of Florida</i>
98.001	USAID Foreign Assistance for Programs Overseas		
<i>98.012</i>	<i>USAID Development Partnerships for University Cooperation and Development</i>		<i>FHI 360</i>
<i>98.012</i>	<i>USAID Development Partnerships for University Cooperation and Development</i>		<i>University of Illinois</i>
<i>98.RD</i>	<i>Climate Change and Conflict: Mitigation through Insuranc</i>	<i>CON015091a</i>	<i>University of California, Davis</i>
<i>98.U29</i>	<i>USAID Jordan Public Financial Management Activity (PFMA)</i>	<i>CON013558a</i>	<i>Development Alternatives, Inc.</i>
<i>98.U30</i>	<i>Nepal Public Financial Management Fiscal Federalism Acti</i>	<i>CON018154a</i>	<i>Deloitte, LLP</i>
Total Agency for International Development			
Miscellaneous			
99.U31	VA Admin & Reporting Fees	11000111	
Total Miscellaneous			
Total Expenditure of Federal Awards			

State of Georgia

Identifying Number Assigned by Funder Pass-Through	Total Amount Provided to Sub-Recipients	Federal Expenditures	Federal Program Total	Cluster Name	Cluster Total
	\$196,934.00	\$259,534.00	\$259,534.00	N/A	\$0.00
		\$77,498.00	\$77,498.00	N/A	\$0.00
	\$551,523,711.00	\$690,293,299.00			
"431664"		\$247,600.00	\$5,181,834.00	N/A	\$0.00
"211967"		\$24,782.00	\$5,181,834.00	N/A	\$0.00
"F0004868402088"		\$114,953.00	\$5,181,834.00	Research and Development	\$1,853,636,499.00
"2000012480"		\$16,673.00	\$5,181,834.00	Research and Development	\$1,853,636,499.00
"SUB00004230"		\$17,795.00	\$5,181,834.00	Research and Development	\$1,853,636,499.00
	\$2,823,577.00	\$4,760,031.00	\$5,181,834.00	Research and Development	\$1,853,636,499.00
"147345"	\$103,812.00	\$568,843.00	\$571,011.00	Research and Development	\$1,853,636,499.00
"10620719416"		\$2,168.00	\$571,011.00	Research and Development	\$1,853,636,499.00
"CON015091"	\$543,124.00	\$549,624.00	\$549,624.00	Research and Development	\$1,853,636,499.00
"CON013558"		\$113,295.00	\$113,295.00	N/A	\$0.00
"CON018154"		\$127,226.00	\$127,226.00	N/A	\$0.00
	\$3,470,513.00	\$6,542,990.00			
		\$11,879.00	\$11,879.00	N/A	\$0.00
	\$0.00	\$11,879.00			
	\$5,406,736,831.00	\$32,686,818,565.00			

NOTE 1. SIGNIFICANT ACCOUNTING POLICIES

The accompanying Schedule of Expenditures of Federal Awards (Schedule) is a supplementary schedule to the State's basic financial statements presented in the State of Georgia *Annual Comprehensive Financial Report (ACFR)* for the fiscal year ended June 30, 2025.

A. Basis of Presentation

The information in the Schedule is presented in accordance with Title 2 U.S. *Code of Federal Regulations Part 200, Uniform Administrative Requirements, Cost Principles, and Audit Requirements for Federal Awards* (Uniform Guidance). Because the Schedule presents only a selected portion of the operations of the State, it is not intended to and does not present the financial position, changes in net position, or cash flows of the State.

- 1. Federal Financial Assistance** – The Uniform Guidance defines federal financial assistance as assistance that non-federal entities receive or administer in the form of grants, cooperative agreements, non-cash contributions or donations of property (including donated surplus property), direct appropriations, food commodities, other financial assistance, loans, loan guarantees, interest subsidies, and insurance.
- 2. Assistance Listing Number (ALN)** – The Schedule presents total expenditures for each federal financial assistance program and the ALN assigned to the program. For programs that have not been assigned an ALN number, the number shown in the Schedule is the federal agency's 2-digit prefix followed by "U" and a two digit number or by "RD" if the program is part of the Research and Development (R&D) cluster.
- 3. Cluster of Programs** – A grouping of closely related programs with different ALN numbers that share common compliance requirements is considered a cluster of programs. The Schedule presents the total federal awards expended for the R&D cluster, Student Financial Assistance cluster, and other clusters that are mandated in the most recent Federal Compliance Supplement.
- 4. Direct and Pass-through Federal Financial Assistance** – The State receives federal financial assistance directly from federal awarding agencies or indirectly from pass-through entities. A pass-through entity (PTE) is a non-federal entity that provides a subaward to a subrecipient to carry out part of a federal program. For federal assistance that the State received as a subrecipient, the name of the PTE and the identifying number assigned by the PTE are identified in the Schedule.
- 5. Amount Provided to Subrecipients** – The amount of federal assistance that the State provided to subrecipients under each federal program is presented in a separate column in the Schedule. A subrecipient is an entity that receives a subaward from a PTE to carry out part of a federal program.
- 6. Transactions Between State Organizations** – When federal financial assistance is received by one State organization and passed through to another State organization, the federal financial assistance is reflected as expenditures in the Schedule by only the primary recipient (i.e., the State organization that received the federal assistance directly from the federal government). This method avoids the overstatement of federal financial assistance at the aggregate level.

B. Basis of Accounting

The State's ACFR and this supplemental schedule are presented in accordance with generally accepted accounting principles, following the accrual or modified accrual basis of accounting, as appropriate for the fund structure. The basis of accounting used for each fund is described in Note 1 to the State's financial statements. Negative amounts shown in the Schedule represent adjustments or credits made in the normal course of business to amounts reported as expenditures in prior years.

NOTE 2. INDIRECT COST RATE

In addition to other procedures detailed in the Uniform Guidance, State organizations may elect to charge a de minimis cost rate of up to 15% of modified total direct costs which may be used indefinitely. There are fifteen State organizations within the State of Georgia Reporting Entity, as identified in Appendix "A," that have elected to use up to 15% de minimis cost rate.

NOTE 3. REPORTING ENTITY

The Schedule includes all federal financial assistance programs administered by the State for the fiscal year ended June 30, 2025. Refer to Appendix "A" for a comprehensive listing of organizations that comprise the State of Georgia Reporting Entity.

NOTE 4. LOAN PROGRAMS

The State participates in various federal loan programs. The Schedule includes the value of new loans made or received during the fiscal year, the balance of loans from previous years for which the federal government imposes continuing compliance requirements, and any administrative cost allowances. For loans made to students of an Institution of Higher Education (IHE), where the IHE does not make the loans, the amounts in the Schedule only include the value of loans made during the fiscal year and are not included in the following table.

Outstanding balance of federal loans and loan guarantees:

<u>ALN/ CFDA No.</u>	<u>Program Name</u>	<u>Ending Balance at June 30, 2025</u>
10.766	Community Facilities Loans and Grants Cluster	\$ 59,285,493
84.038	Federal Perkins Loan (FPL) - Federal Capital Contributions	3,505,860
93.264	Nurse Faculty Loan Program (NFLP)	2,747,972
93.342	Health Professions Student Loans, Including Primary Care Loans and Loans for Disadvantaged Students	739,284
93.364	Nursing Student Loans	204,956
Total Outstanding Balance		<u>\$66,483,565</u>

NOTE 5. NON-CASH ASSISTANCE

Although most federal financial assistance is in the form of cash assistance, the State participates in several programs that provide non-cash assistance through the State to eligible participants. The total value of federal financial non-cash assistance that the State reported for the fiscal year ended June 30, 2025 is presented in the table below.

Non-Cash Assistance:

ALN/ CFDA No.	Program Name	Non-Cash Value
10.187	The Emergency Food Assistance Program (TEFAP) Commodity Credit Corporation Eligible Recipient Funds ¹	\$20,061,175
10.542	COVID - 19 - Pandemic EBT Food Benefits	1,125
10.551	Supplemental Nutrition Assistance Program	3,492,098,403
10.551	COVID-19 - Supplemental Nutrition Assistance Program	21,144,329
10.555	National School Lunch Program ¹	53,381,154
10.565	Commodity Supplemental Food Program ¹	3,613,373
10.569	Emergency Food Assistance Program (Food Commodities)	31,268,906
39.003	Donation of Federal Surplus Personal Property	1,596,316
93.268	Immunization Cooperative Agreements ¹	199,347,340
Total Non-Cash Assistance		<u>\$3,822,512,121</u>

¹ The amount reported in the Schedule for this program includes both cash and non-cash assistance expenditures.

NOTE 6. UNEMPLOYMENT INSURANCE (UI) (ALN/CFDA No. 17.225)

The UI program serves workers who are unemployed through no fault of their own and are seeking reemployment. To receive benefits, claimants must be able to work, available for work, and actively seeking work. State unemployment insurance funds (State UI funds) must be deposited to the Unemployment Trust Fund (UTF) in the U.S. Treasury, primarily to be used to pay UI program benefits under the federally approved State unemployment law. Accordingly, expenditures of State and federal unemployment insurance funds (including federal administration amounts) are included in the total expenditures for the UI program reported in the Schedule. For the fiscal year ended June 30, 2025, the amounts are \$358,394,658.68 and \$81,193,141.88, respectively. Also, COVID-19 expenditures for federal unemployment insurance funds, as well as federal administration amounts, are included in the total expenditures for the COVID-19 UI program reported in the Schedule.

NOTE 7. NOVEL CORONAVIRUS (COVID – 19)

Supplemental federal appropriations were approved through a variety of emergency Federal Acts to assist in responding to the novel coronavirus (COVID-19) outbreak. These supplemental funds are separately reported in the Schedule and applicable Notes to the SEFA schedule with the prefix “COVID-19”. Additionally, ALN/CFDA 84.425 is reported under different sub-programs that are separately identified in the Schedule with alpha characters identified in the “Additional Award Identification (Optional)” column.



**Corrective Action Plan for
Current Year Financial
Findings**








STATE ACCOUNTING OFFICE

Brian R. Kemp
Governor

Gerlda B. Hines, CPA
State Accounting Officer

 www.sao.georgia.gov

 404-656-2133

 200 Piedmont Ave. SE | Suite 1604, West Tower | Atlanta, GA 30334

March 24, 2026

Mr. Greg S. Griffin, State Auditor
Georgia Department of Audits and Accounts
270 Washington Street, S.W., Room 1-156
Atlanta, Georgia 30334-8400

Dear Mr. Griffin:

Enclosed with this letter is the State of Georgia's "Summary Schedule of Prior Audit Financial Findings" (Schedule) for reporting in the Single Audit for fiscal year ending June 30, 2025. This Schedule is compiled by the State Accounting Office (SAO) based on answers provided by the respective State Organization.

The State's Schedule reports the status, as of June 30, 2025, for all audit findings reported in the 2024 fiscal year Single Audit's "Schedule of Findings and Questioned Costs" and "Summary Schedule of Prior Audit Findings" that were not corrected. The findings are organized by State Organization and finding number (the finding number corresponds to the reference number that was reported in the prior fiscal year).

The State's Schedule satisfies the requirements as detailed in Title 2 U.S. *Code of Federal Regulations, Uniform Administrative Requirements, Cost Principles, and Audit Requirements for Federal Awards* (Uniform Guidance), Subpart F, Section 511 – Audit findings follow-up.

If you have any questions regarding this Schedule, please contact our Office.

Sincerely,

A handwritten signature in black ink that reads "Gerlda B. Hines". The signature is written in a cursive style.

Gerlda B. Hines

**STATE OF GEORGIA
CORRECTIVE ACTION PLAN FOR CURRENT YEAR FINDINGS
FISCAL YEAR ENDED JUNE 30, 2025**

TABLE OF CONTENTS

STATE ENTITY¹	STATE AGENCY	PAGE NUMBER
<u>FINANCIAL STATEMENT FINDINGS UNDER GOVERNMENT AUDITING STANDARDS</u>		
SW	Statewide.....	D-5
419	Department of Community Health.....	D-5
422	Office of the Governor.....	D-8
427	Department of Human Services.....	D-9
428	Department of Community Affairs.....	D-10
440	Department of Labor.....	D-10
474	Department of Revenue.....	D-11
980	Georgia Technology Authority.....	D-11

¹ The entity number represents the control number that was assigned to each State entity.

**STATE OF GEORGIA
CORRECTIVE ACTION PLAN FOR CURRENT YEAR FINDINGS
FISCAL YEAR ENDED JUNE 30, 2025**

**FINANCIAL STATEMENT FINDINGS REPORTED UNDER
GOVERNMENT AUDITING STANDARDS**

2025-001 Strengthen Monitoring Controls over Presentation and Disclosure

State Entity: Statewide Finding

Corrective Action Plans:

State Accounting Office (SAO) will continue to provide routine training to all internal staff relating to various financial accounting and reporting topics. Due to the implementation of the new ERP happening soon, more experienced staff will be available to focus on ACFR review and enhancements. SAO will review its processes to determine if there is a way to implement preventative controls for areas that are highly manual in nature and more susceptible to the risk of a material misstatement. Additionally, SAO will assess if there needs to be a more documented process around review.

Estimated Completion Date: June 30, 2026

Contact Person: Kris Martins, Deputy State Accounting Officer and Chief Financial Officer

Telephone: 470-525-0776; **E-mail:** kris.martins@sao.ga.gov

2025-002 Continue to Strengthen Application Risk Management Program

State Entity: Department of Community Health (DCH)

Corrective Action Plans:

DCH is enhancing its application risk management and system security review practices through the following corrective actions:

- *Enterprise Risk Management Framework: DCH operates under a Health Information Trust Alliance (HITRUST) ii-validated information security program and is pursuing HITRUST r2 validation in Fall 2026. This framework provides standardized, risk-based controls for identifying, assessing, and managing security risks across Medicaid and CHIP systems and supporting services.*
- *ServiceNow IRM, SecOps, and TPRM Implementation: DCH is implementing ServiceNow modules for Integrated Risk Management (IRM), Security Operations (SecOps), and Third-Party Risk Management (TPRM) to centralize risk identification, SOC report intake, Complementary User Entity Controls (CUECs) tracking, issue management, and remediation evidence. These capabilities will support consistent documentation, traceability, and auditability of risk management and third-party oversight activities.*
- *System Security Reviews (SSRs) and SOC Report Validation: DCH will formalize and document its System Security Review (SSR) process for in-scope systems and third-party service providers.*

**STATE OF GEORGIA
CORRECTIVE ACTION PLAN FOR CURRENT YEAR FINDINGS
FISCAL YEAR ENDED JUNE 30, 2025**

**2025-002 Continue to Strengthen Application Risk Management Program
(continued)**

- *This includes:*
 - *Establishing documented procedures for annual review of SOC Type II reports and applicable CUECs.*
 - *Performing and retaining evidence of management review to assess control design and operating effectiveness.*
 - *Tracking SSR results, deficiencies, and remediation activities through ServiceNow IRM/TPRM. Ensuring SSRs are performed consistently and retained as auditable artifacts.*

These corrective actions are designed to provide reasonable assurance that application-level and third-party risks are identified, reviewed, documented, and managed in compliance with state and federal requirements.

Estimated Completion Date: December 31, 2026

Contact Person: Chad Purcell, Chief Information Officer

Telephone: 404-757-7871; **E-mail:** chad.purcell1@dch.ga.gov

2025-003 Improve Internal Controls over Cash Accounts

State Entity: Department of Community Health (DCH)

Corrective Action Plans:

For Post-Closing Adjustments (PCAs) related to Cash, we are implementing more timely booking throughout the year to reduce the need for these entries. DCH is continuing to work to improve the timeliness of bank reconciliations and their reviews. We have already established regular collaboration across the Reconciliation Team, Revenue, and Payroll to reduce the number of reconciling items, and support more timely completion and review. These groups meet regularly (as necessary) to work through outstanding items and to match or remove line items timelier. To ensure cash is aligned prior to the books closing, the individual responsible will communicate with Revenue to confirm the payment initiation date to determine whether the cash was in transit as of June 30th. This procedure will be documented as part of our review of fiscal year-end procedures.

Estimated Completion Date: June 30, 2026

Contact Person: Terry Conrad, Comptroller, Office of Financial Services

Telephone: 404-463-0132; **E-mail:** terry.conrad@dch.ga.gov

**STATE OF GEORGIA
CORRECTIVE ACTION PLAN FOR CURRENT YEAR FINDINGS
FISCAL YEAR ENDED JUNE 30, 2025**

2025-004 Strengthen Accounting Controls Overall

State Entity: Department of Community Health (DCH)

Corrective Action Plans:

Now that the prior-year clean-up is substantially complete, we are taking steps to reduce the number of Post-Closing Adjustments (PCAs) going forward. DCH already performs many reconciliations of accounts as a control; however, end-of-quarter reviews will be expanded to include a deeper review of reconciling items to ensure accounts and fund sources are corrected timely and accurately.

Financial Services will continue to emphasize timely invoice submission and additional training will be provided to staff on fiscal year-end cut-off and due date considerations. The old Accounts Payable items, the ones that were stuck in the module, have been addressed through the posting of PCAs in early fiscal year 2026. To prevent duplicate amounts, enhanced communication between Financial Services teams will occur, and verification will be included as a checklist item for fiscal year-end close procedures. To address evidence of review and approval, journal entry review and approval requirements will be reinforced, and documentation of review and approval will be required prior to posting.

Estimated Completion Date: July 31, 2026

Contact Person: Terry Conrad, Comptroller, Office of Financial Services

Telephone: 404-463-0132; **E-mail:** terry.conrad@dch.ga.gov

2025-005 Improve Internal Controls over Accounts Receivable

State Entity: Department of Community Health (DCH)

Corrective Action Plans:

We are documenting internal controls and processes over Accounts Receivable (AR) and Revenue as we are for all areas across Financial Services. As we are moving to a new system in July, we are preparing a high-level set of procedures for Revenue/Receivable recording, reconciliations for both quarterly and fiscal year-end reviews of balances. These procedures will be updated and expanded as they relate to the new accounting system.

We are correcting remaining modular issues for AR before fiscal year 2026 end. Reconciliations will continue to be prepared, and any items that cannot be cleared from the module will be addressed through documented manual journal entries subject to review and approval. Financial Services will include procedures, as part of our end-of-year checklist, to ensure timely identification and recording of revenues and receivables for financial statement purposes.

**STATE OF GEORGIA
CORRECTIVE ACTION PLAN FOR CURRENT YEAR FINDINGS
FISCAL YEAR ENDED JUNE 30, 2025**

2025-005 Improve Internal Controls over Accounts Receivable (continued)

A policy will be developed relating to Nursing Home Provider Fees (NHPPF) and Hospital Provider Fees (HPF), that will record Receivables for the financial statements, and any amount deemed uncollectible will be moved to the Allowance for Doubtful Accounts (ADA), prior to the coming fiscal year-end. Additionally, the stale and invalid receivables remaining from a legacy system will be reclassified to an ADA account in fiscal year 2026, so that they are no longer a part of receivable balance.

Estimated Completion Date: July 31, 2026

Contact Person: Terry Conrad, Comptroller, Office of Financial Services

Telephone: 404-463-0132; **E-mail:** terry.conrad@dch.ga.gov

2025-006 Strengthen General Ledger Budgetary Compliance Controls

State Entity: Department of Community Health (DCH)

Corrective Action Plans:

With the prior year clean-up substantially complete, future clean-up entries are not expected to be recorded at the same volume. We will establish procedures that ensure program and fund source attribution are preserved for all future journal entries affecting budgetary controls and provide training for staff regarding budgetary compliance requirements to ensure both financial statement accuracy and proper budgetary tracking.

Additionally, DCH will provide General Ledger (GL) support for any future clean-up entries that clearly identify the program and funding source, and entries will be recorded in a manner that maintains the original legal level of budgetary control.

Estimated Completion Date: June 30, 2026

Contact Person: Terry Conrad, Comptroller, Office of Financial Services

Telephone: 404-463-0132; **E-mail:** terry.conrad@dch.ga.gov

2025-007 Improve Internal Controls over Reconciliation and Subsidiary Ledger Processes

State Entity: Office of the Governor

Corrective Action Plans:

Accounts Payable – In December 2025, we began comparing the Accounts Payable (AP) listing from the Subsidiary Ledger to the corresponding account balances on the OGL080 trial balance. This comparison helps us identify balances in the general ledger that were entered as manual journal entries outside the AP module.

**STATE OF GEORGIA
CORRECTIVE ACTION PLAN FOR CURRENT YEAR FINDINGS
FISCAL YEAR ENDED JUNE 30, 2025**

**2025-007 Improve Internal Controls over Reconciliation and Subsidiary Ledger Processes
(continued)**

Once we locate the transactions causing the reconciling variance, we verify the validity of the liability, including confirming the payee. If we cannot determine this, we prepare adjustments to remove the liabilities from the general ledger.

Accounts Receivable – In December 2025, we began comparing the Accounts Receivable (AR) listing from the Subsidiary Ledger to the corresponding account balances on the oGLO80 trial balance. This process helps us identify balances in the general ledger that were entered as manual journal entries outside the AR module. Once we locate the transactions causing the reconciling variance, we verify the validity of the receivables, including confirming the debtor. If we cannot determine this, we prepare adjustments to remove the receivable balances from the general ledger.

Cash – Some reconciling items related to FY2025 transactions were identified during our FY2025 reconciliation and were not cleared by year-end. All but a few of these items have now been resolved, and we are working to clear reconciling items monthly as they are identified throughout FY2026.

Outstanding Checks – We have initiated the escheatment process for checks on our outstanding check list that are more than 180 days old.

Estimated Completion Date: June 30, 2026

Contact Person: Stephanie Beck, Deputy Director

Telephone: 678-467-4474; **E-mail:** stephanie.beck@opb.georgia.gov

2025-008 Improve Internal Controls over Cash and Clearing Amounts

State Entity: Department of Human Services (DHS)

Corrective Action Plans:

The Georgia Department of Human Services (DHS) corrective action plan has been and continues to be affected by the state's implementation of the new ERP system, Workday, slated to go live on July 1, 2026. DHS continues to use a third-party resource to update and assist with the bank reconciliation process. DHS has also instituted a bank reconciliation completion and approval tracking list. DHS will remit past-due escheatment funds to the Georgia Department of Revenue (GDOR) by June 2027.

Estimated Completion Date: June 30, 2027

Contact Person: Bill Zisek, Director, Office of Financial Services

Telephone: 404-273-9427; **E-mail:** Bill.Zisek@dhs.ga.gov

STATE OF GEORGIA
CORRECTIVE ACTION PLAN FOR CURRENT YEAR FINDINGS
FISCAL YEAR ENDED JUNE 30, 2025

2025-009 Improve Controls over Year-End Reporting

State Entity: Department of Community Affairs (DCA)

Corrective Action Plans:

Management will strengthen the fiscal year-end reporting process by actively monitoring outstanding reconciling items and ensuring that all significant current-year reconciling items are resolved in a timely and appropriate manner for year-end reporting. Additionally, DCA will enhance its year-end review procedures to ensure that all transactions are recorded in compliance with Statewide Accounting Policy, SAO guidance, and applicable appropriations law.

Estimated Completion Date: February 20, 2026

Contact Person: Nina Gyasi, Accounting Director

Telephone: 404-679-5820; **E-mail:** nina.gyasi@dca.ga.gov

2025-010 Strengthen Accounting Controls Overall

State Entity: Department of Labor (GDOL)

Corrective Action Plans:

GDOL is actively working with a vendor to replace the current Unemployment Insurance (UI) system and resolve this finding. Our current system cannot provide us with all the financial data needed, particularly at the detailed transaction level. We have reviewed prior year's findings with the vendor, and these findings will be able to be remediated with the new UI system.

Estimated Completion Date: December 31, 2026

Contact Person: Kate Pfirman, Chief Financial Officer

Telephone: 404-226-4600; **E-mail:** kate.pfirman@gdol.ga.gov

2025-011 Improve Financial Management System

State Entity: Department of Labor (GDOL)

Corrective Action Plans:

GDOL is working with a vendor to develop a new Unemployment system with a financial management component. Once the new system is operational, we will no longer utilize Excel for financial accounting of the Unemployment Insurance (UI) Trust Fund. The new system will provide an audit trail and will accumulate detail to support summary reporting information.

Estimated Completion Date: December 31, 2026

**STATE OF GEORGIA
CORRECTIVE ACTION PLAN FOR CURRENT YEAR FINDINGS
FISCAL YEAR ENDED JUNE 30, 2025**

2025-011 Improve Financial Management System (continued)

Contact Person: Kate Pfirman, Chief Financial Officer

Telephone: 404-226-4600; **E-mail:** kate.pfirman@gdol.ga.gov

2025-012 Continue to Strengthen Logical Access Controls

State Entity: Department of Revenue (DOR)

Corrective Action Plans:

The Georgia Department of Revenue will document and implement a privileged user access review process for the server environment and databases to determine whether access continues to be appropriate based on job responsibilities.

The Georgia Department of Revenue will remove inappropriate user access identified within the production environments; and the Georgia Department of Revenue will configure general security settings for system databases to be aligned with least privilege standards to reduce the risk of unauthorized access and inappropriate activity.

Estimated Completion Date: December 31, 2026

Contact Person: Ananias Williams, Chief Information Officer

Telephone: 470-273-1660; **E-mail:** ananias.williamsIII@dor.ga.gov

2025-013 Continue to Strengthen Controls over the Bank Reconciliation Process

State Entity: Georgia Technology Authority (GTA)

Corrective Action Plans:

GTA has implemented corrective actions to strengthen controls over the bank reconciliation process, including the use of a monthly bank reconciliation log and a monthly checklist that includes tracking the receipt, preparation, and independent review of all reconciliations within 30 days of bank statement receipt. Additional staff have been hired and assigned responsibility to ensure adequate segregation of duties between the authorization, recording, and reconciliation functions, and enhanced supervisory review procedures remain in place as a compensating control where necessary.

As recommended, GTA will establish procedures to require timely research, resolution, and clearance of reconciling items, with management review of items carried forward beyond one reporting period. GTA will strengthen controls to ensure cash transactions, including wires and checks, are initiated and recorded in the correct accounting period, with enhanced review of year-end reconciliations to confirm all reconciling items are properly recorded or adjusted in the general ledger prior to closing including system-related wire processing issues. The controls implemented will consider the functionality of the statewide financial system, and any overnight batch processing that would be outside of the Authority's control in terms of cash.

**STATE OF GEORGIA
CORRECTIVE ACTION PLAN FOR CURRENT YEAR FINDINGS
FISCAL YEAR ENDED JUNE 30, 2025**

**2025-013 Continue to Strengthen Controls over the Bank Reconciliation Process
(continued)**

Estimated Completion Date: June 30, 2026

Contact Person: Kevin Stanford, Chief Financial Officer
Telephone: 404-431-8780; **E-mail:** kevin.stanford@gta.ga.gov

2025-014 Improve Internal Controls over Right-to-Use Asset and Liability Reporting

State Entity: Georgia Technology Authority (GTA)

Corrective Action Plans:

Due to timing constraints for the reporting period ending 6/30/25, GTA will require additional time to rectify the corrective actions required for GASB-96 Subscription-Based Information Technology Arrangement (SBITA) to include:

- *Internal processes to address inter-department compliance with Procurement Office & Contracts Office to accurately identify those agreements applicable to SBITA GASB-96.*
- *Formal operating procedures are to be finalized, including workflow approvals, and communications for which will be required in determination of ongoing GASB 87 & 96 reporting.*
- *Review and assessment of current reported SBITAs and adjust as appropriate both lease agreements as well as values as applicable.*

Estimated Completion Date: June 30, 2026

Contact Person: Kevin Stanford, Chief Financial Officer
Telephone: 404-431-8780; **E-mail:** kevin.stanford@gta.ga.gov

2025-015 Inadequate Oversight of Information Technology Managed Services

State Entity: Georgia Technology Authority (GTA)

Corrective Action Plans:

GTA is in the process of negotiating a scope of work for a review of the GETS environment against the NIST SP 800-53 r5 control framework. This assessment is scheduled to be completed on or before 9/1/2026.

Estimated Completion Date: September 1, 2026

Contact Person: Steve Hodges, State Chief Information Security Officer
Telephone: 404-548-7369; **E-mail:** steve.hodges@gta.ga.gov

Summary Schedule of Prior Audit Financial Findings





STATE ACCOUNTING OFFICE

Brian P. Kemp
Governor

Gerlda B. Hines, CPA
State Accounting Officer

 www.sao.georgia.gov  404-656-2133  200 Piedmont Ave. SE | Suite 1604, West Tower | Atlanta, GA 30334

March 24, 2026

Mr. Greg S. Griffin, State Auditor
Georgia Department of Audits and Accounts
270 Washington Street, S.W., Room 1-156
Atlanta, Georgia 30334-8400

Dear Mr. Griffin:

Enclosed with this letter is the State of Georgia's "Corrective Action Plan" (CAP) relating to financial statement findings, for reporting in the Single Audit for fiscal year ending June 30, 2025. This CAP is compiled by the State Accounting Office (SAO) based on corrective action plans provided by the respective State Organization and is organized State Organization and finding number.

The State's CAP satisfies the requirements as detailed in Title 2 U.S. *Code of Federal Regulations, Uniform Administrative Requirements, Cost Principles, and Audit Requirements for Federal Awards* (Uniform Guidance), Subpart F, Section 511 – Audit findings follow-up.

If you have any questions regarding this CAP, please contact our Office.

Sincerely,

A handwritten signature in black ink that reads "Gerlda B. Hines". The signature is written in a cursive, flowing style.

Gerlda B. Hines

**STATE OF GEORGIA
SUMMARY SCHEDULE OF PRIOR AUDIT FINDINGS
YEAR ENDED JUNE 30, 2025**

TABLE OF CONTENTS

FEDERAL AGENCY	STATE ENTITY¹	STATE AGENCY	PAGE NUMBER
<u>FINANCIAL STATEMENT FINDINGS UNDER GOVERNMENT AUDITING STANDARDS</u>			
	419	Department of Community Health	E-5
	427	Department of Human Services.....	E-9
	440	Department of Labor.....	E-9
	462	Department of Natural Resources.....	E-14
	474	Department of Revenue.....	E-14
	977	Georgia Public Telecommunications Commission	E-15
	980	Georgia Technology Authority	E-16

¹ *The entity number represents the control number that was assigned to each State entity.*

**STATE OF GEORGIA
SUMMARY SCHEDULE OF PRIOR AUDIT FINDINGS
YEAR ENDED JUNE 30, 2025**

**PRIOR FINANCIAL STATEMENT FINDINGS REPORTED UNDER
GOVERNMENT AUDITING STANDARDS**

2024-001 Continue to Strengthen Application Risk Management Program

State Entity: Department of Community Health (DCH)

Repeat of Prior Year Finding: 2023-003, 2022-003, 2021-003, 2020-004, 2019-006, 2018-006

Finding Status: Partially Resolved

The Georgia Department of Community Health (DCH) continues to strengthen its application risk management program in alignment with National Institute of Standards and Technology (NIST) Special Publication (SP) 800-53, Centers for Medicare & Medicaid Services (CMS) Minimum Acceptable Risk Standards for Exchanges (MARS-E), Georgia Technology Authority (GTA) policy standards, and the forthcoming Application Risk Categorization's Annual Monitoring Program for Enterprise (ARC-AMPE) assurance model. Since February 2025, DCH has worked towards completion of corrective action tasks committed under the Fiscal Year (FY) 2024 Corrective Action Plan (CAP), achieved Health Information Trust Alliance (HITRUST) Implemented, 1-Year (i1) Certification for its Information Security Management System (ISMS), and integrated an annual System Security Review (SSR) cycle into governance operations.

- *Risk Analysis - Partially Resolved
DCH's enterprise risk analysis methodology now incorporates business impact, threat likelihood, and data classification across all major applications. Initial risk assessments are complete for all Federal Information Security Modernization Act (FISMA) moderate systems, with periodic reviews in place.*
 - *Ongoing Work: Targeted reassessment of Moderate and High-risk systems based on emerging threats is underway, with completion expected by November 30, 2025.*
- *System Security Reviews (SSRs) - Partially Resolved
System security reviews including vulnerability scanning, configuration compliance checks, user access reviews, and third-party assurance evaluations are formally scheduled and executed for production systems.*
 - *Service Organization Control (SOC) 1 and SOC 2 Type II reports and Complementary User Entity Controls (CUECs) for vendor-hosted platforms are reviewed annually, with remediation actions tracked in the third-party risk program.*
 - *Ongoing Work: Expanding the cadence to ensure all cloud-based and vendor-hosted systems receive annual assessments; full implementation by December 31, 2025.*
- *System Security Plans (SSPs) - Previously Reported Corrective Action Implemented
NIST-compliant SSPs exist for all major applications and platforms, approved September 30, 2024.*

**STATE OF GEORGIA
SUMMARY SCHEDULE OF PRIOR AUDIT FINDINGS
YEAR ENDED JUNE 30, 2025**

2023-003 Continue to Strengthen Application Risk Management Program

State Entity: Department of Community Health (DCH)

Repeat of Prior Year Finding: 2022-003, 2021-003, 2020-004, 2019-006, 2018-006

Finding Status: Partially Resolved

See response to finding number 2024-001.

2022-003 Continue to Strengthen Application Risk Management Program

State Entity: Department of Community Health (DCH)

Repeat of Prior Year Finding: 2021-003, 2020-004, 2019-006, 2018-006

Finding Status: Partially Resolved

See response to finding number 2024-001.

2021-003 Continue to Strengthen Application Risk Management Program

State Entity: Department of Community Health (DCH)

Repeat of Prior Year Finding: 2020-004, 2019-006, 2018-006

Finding Status:
Partially Resolved

See response to finding number 2024-001.

2020-004 Continue to Strengthen Application Risk Management Program

State Entity: Department of Community Health (DCH)

Repeat of Prior Year Finding: 2019-006, 2018-006

Finding Status: Partially Resolved

See response to finding number 2024-001.

2019-006 Continue to Strengthen Application Risk Management Program

State Entity: Department of Community Health (DCH)

Repeat of Prior Year Finding: 2018-006

Finding Status: Partially Resolved

See response to finding number 2024-001.

**STATE OF GEORGIA
SUMMARY SCHEDULE OF PRIOR AUDIT FINDINGS
YEAR ENDED JUNE 30, 2025**

2018-006 Continue to Strengthen Application Risk Management Program

State Entity: Department of Community Health (DCH)

Finding Status: Partially Resolved

See response to finding number 2024-001.

2024-002: Improve Internal Controls over Cash Accounts

State Entity: Department of Community Health (DCH)

Finding Status: Partially Resolved

The following portions of the finding have been resolved for FY25: 1) Long-standing reconciling items are resolved at fiscal year-end, 2) The bank account not included in the financials in FY24 but should have been, is now fully closed out and no longer has a balance, and 3) The nine closed bank accounts from 2021 that had balances on the General Ledger have been resolved.

The following items have improved but remain open: 1) Post-closing adjustments (PCA) being made to Cash accounts. Due to a bank recon error, a PCA was needed to correct one Cash account. A couple small timing issues were also corrected; 2) Untimely reconciliations - there was improvement made towards the end of the fiscal year, after the prior year's audit was completed, but there is still work to be done.

Now that the prior year clean-up of General Ledger accounts has been completed, and the reconciliations are largely free of recon items, the bank recons should be significantly easier to complete and be reviewed in a timely manner. Additionally, it would be far less likely to need a PCA to correct Cash in future years, as Cash/Revenue items would be recorded timelier.

2024-003 Strengthen Accounting Controls Overall

State Entity: Department of Community Health (DCH)

Repeat of Prior Year Finding: 2023-002, 2022-002

Finding Status: Partially Resolved

The following item of the finding has been resolved for FY25: All clearing account balances that are required to be cleared at fiscal year-end were cleared.

The following items have improved but remain open: 1) The number of post-closing adjustments (PCA) being made to correct General Ledger (GL) balances decreased from the prior year; 2) One additional PCA was needed for Accounts Payable (AP) to resolve old (stale) balances that could be cleared from the module; 3) Inconsequential items from FY25 that were not received timely were not recorded, per DCH's AP Accrual Policy; and 4) Several inconsequential prior-year items were recorded in FY25 due to the invoices not being processed timely.

**STATE OF GEORGIA
SUMMARY SCHEDULE OF PRIOR AUDIT FINDINGS
YEAR ENDED JUNE 30, 2025**

2024-003 Strengthen Accounting Controls Overall (continued)

Going forward, our plan to resolve the above items includes: 1) With the prior year clean-up complete, the number of PCAs used to correct the books should be reduced. We will continue to focus on corrections throughout the fiscal year so PCAs of that nature are no longer needed; 2) Since the PCA to remove old prior year AP items in the module has already been booked to the General Ledger in fiscal year 2026, prior year amounts in Accounts Payable have been addressed. For old items in the module that cannot be cleared, we will continue offsetting with a manual entry while we work with SAO to find a solution; and 3/4) DCH will review our Accounts Payable Accrual Policy and adjust if deemed necessary, and Finance will continue to work with program personnel to ensure invoices are submitted timely so they can be expensed in the appropriate fiscal year.

2023-002 Strengthen Accounting Controls Overall

State Entity: Department of Community Health (DCH)

Repeat of Prior Year Finding: 2022-002

Finding Status: Partially Resolved

See response to finding number 2024-003

2022-002 Strengthen Accounting Controls Overall

State Entity: Department of Community Health (DCH)

Finding Status: Partially Resolved

See response to finding number 2024-003.

2024-004 Improve Internal Controls over Accounts Receivable

State Entity: Department of Community Health (DCH)

Finding Status: Partially Resolved

The following portions of the finding were resolved for FY25: 1) Receivable reconciliations were performed quarterly according to SAO policy; 2) No Revenue was recorded for collections received after the appropriate timeframe; 3) Current year accruals included both the Expense/Payable and the Revenue/Receivable sides, so there was no offsetting of Federal Receivables and Payables; and 4) There was no accrual on State fund source 01070 that would have resulted in unrecorded Revenue and Receivable.

For the current year, the following portions of the finding remain open: 1) We are in the process of documenting internal controls over Accounts Receivable (AR) and Revenue; and 2) A PCA was made to adjust the calculation of AR that was deemed to not have adequate supporting documentation.

**STATE OF GEORGIA
SUMMARY SCHEDULE OF PRIOR AUDIT FINDINGS
YEAR ENDED JUNE 30, 2025**

2024-004 Improve Internal Controls over Accounts Receivable (continued)

Going forward, our plan to resolve the above items includes: 1) DCH expects that the process documentation will be complete prior to the next audit; 2) DCH will formalize reconciliation, review, and revenue recognition procedures to ensure AR will be calculated accurately and consistently for the financial statements going forward. Additionally, the calculation will be reviewed by someone other than the preparer to provide a layer of approval; and 3) Training with staff preparing PCAs will focus on what acceptable support is. PCAs will be reviewed for sufficient support prior to their approval, and DCH will ensure this documentation is provided to DOAA to support the PCA amounts.

2024-005 Improve Internal Controls over Cash and Clearing Accounts

State Entity: Department of Human Services (DHS)

Repeat of Prior Year Finding: 2023-004, 2022-005

Finding Status: Partially Resolved

The Georgia Department of Human Services (DHS) has executed its Corrective Action Plan as stated. All centralized bank account reconciliations are now current except for the Child Support account. Due to the design and testing tasks for the state of Georgia's implementation of a Workday ERP system, the centralized Child Support bank account reconciliations are currently being worked on. They are expected to be current by December 2025.

2023-004 Improve Internal Controls over Cash and Clearing Accounts

State Entity: Department of Human Services (DHS)

Repeat of Prior Year Finding: 2022-005

Finding Status: Partially Resolved

See response to finding number 2024-005.

2022-005 Improve Internal Controls over Cash and Clearing Account

State Entity: Department of Human Services (DHS)

Finding Status: Partially Resolved

See response to finding number 2024-005.

2024-006 Strengthen Accounting Controls Overall

State Entity: Department of Labor (GDOL)

Repeat of Prior Year Finding: 2023-005, 2022-006, 2021-006, 2020-009, 2020-008

Finding Status: Partially Resolved

**STATE OF GEORGIA
SUMMARY SCHEDULE OF PRIOR AUDIT FINDINGS
YEAR ENDED JUNE 30, 2025**

2024-006 Strengthen Accounting Controls Overall (continued)

Our current 1982 system cannot provide us with all of the financial data needed and in some cases our Cobol programmers cannot even pull the information out of the system. This finding will not be fully resolved until the implementation of the new system as it rolls out in late CY26.

2023-005 Strengthen Accounting Controls Overall

State Entity: Department of Labor (GDOL)

Repeat of Prior Year Finding: 2022-006, 2021-006, 2020-009, 2020-008

Finding Status: Partially Resolved

The Georgia Department of Labor did not have effective internal controls in place to ensure unemployment benefit payments were made correctly and only to eligible claimants.

1) In four instances claimants of the Pandemic Unemployment Assistance (PUA) program did not provide proof of wages or income.

GDOL Response: GDOL acknowledges this is a repeated finding from previous years and is partial resolved, therefore the Department concurs with this finding and offers the following response.

The claimants who established PUA entitlement with a weekly benefit amount greater than the minimum or later determined to not be eligible were based on wages entered by the claimant and/or wages reported by the employer. CARES Act only required proof of wages to be submitted. If claimants did not submit proof, federal requirements only allowed for payment of the minimum weekly benefit amount and no disqualification of benefits. Claims established at a higher weekly benefit amount had to be reduced to the minimum amount if no proof was provided. To date, no proof has been provided by the claimants cited. The claims were reduced as appropriate. An overpayment has been established on all five claims identified for the difference in weekly benefit amount for weeks paid over the minimum amount under CARES and for the entire amount for weeks paid under CAA/ARPA.

GDOL's current UI Information Technology (IT) system was developed in 1982 using mainframe "legacy" technology. Due to the system's age and other limitations, many automated processes and corrections cannot be fixed and/or easily implemented. As such, many processes must be handled manually by staff. This includes reviewing all the PUA proof documents submitted to determine the validity and eligibility for each PUA claim. Based on the volume of workload and staff limitations, GDOL has been unable to quickly complete this manual review to correct the finding. It is anticipated this manual review will continue throughout the FY25 audit review period. The modernized UI system will include controls over eligibility determination for current and future unemployment programs.

GDOL has taken and will continue to take the following actions to address these findings as well as incorporate additional safeguards and available technological system controls in the new system: As system deficiencies were identified, changes

**STATE OF GEORGIA
SUMMARY SCHEDULE OF PRIOR AUDIT FINDINGS
YEAR ENDED JUNE 30, 2025**

2023-005 Strengthen Accounting Controls Overall (continued)

were made as quickly as possible to mitigate risks of improper payments. Beginning in July 2020, all automation of PUA claim review was suspended and each claim was manually reviewed by staff before a determination was released. GDOL established task forces to develop and implement strategies to address the ramped fraud attempts to bypass system and procedural safeguards. Additionally, a dedicated team of staff has been onboarded to assess the documentation provided as proof of employment and/or wages, based on the period of payments made and take appropriate actions to reconcile the claim records accordingly. The long-term solution to help GDOL improve its controls over all UI processes and the services provided, we recently contracted a vendor to implement a modernized UI system. It is anticipated this system will be launched in early 2026.

2)The claimant did not self-certify that they were able to work, available for work, and actively seeking work each week they claimed benefits in five instances.

GDOL Response:

Employer-Filed Claims (EFC) are submitted by employers on behalf of the claimant. The employer is responsible for attesting to the employment status and weekly earnings of the claimant for the EFC submitted. An affidavit certifying that the employer has obtained earnings from other employment as well as other requirements must be completed before EFCs can be entered or uploaded.

Claimants for which EFCs are submitted are considered to be still attached to the employer and are exempt from the requirement to register for employment services per Georgia Employment Security Law Rule 300-2-4-.02. Such individuals are not required to be nor certify on a weekly basis to be able, available and actively seeking work.

We recognize the state auditor's recommendations to add the self-certification. However, the current unemployment system is aged and distressed. GDOL's limited technology resources will hinder our ability to update our current system to satisfy the state audit's recommendation. Therefore, we acknowledge that this finding will persist until a system-wide resolution is implemented in the new modernized UI system. GDOL will include a self-certification process for employer-filed claims in the new solution.

2022-006 Strengthen Accounting Controls Overall

State Entity: Department of Labor (GDOL)

Repeat of Prior Year Finding: 2021-006, 2020-009, 2020-008

Finding Status: Partially Resolved

See response to finding number 2024-006.

2021-006 Strengthen Accounting Controls Overall

State Entity: Department of Labor (GDOL)

Repeat of Prior Year Finding: 2020-009, 2020-008

**STATE OF GEORGIA
SUMMARY SCHEDULE OF PRIOR AUDIT FINDINGS
YEAR ENDED JUNE 30, 2025**

2021-006 Strengthen Accounting Controls Overall (continued)

Finding Status: Partially Resolved

See response to finding number 2024-006.

2020-008 Improve Controls over the Identification and Recording of Overpayments

State Entity: Department of Labor (GDOL)

Finding Status: Partially Resolved

GDOL acknowledges this is a repeated finding from previous years, therefore the Department concurs with this finding and offers the following response.

GDOL now freezes the overpayment data at the end of every month so we can conduct periodic reconciliation of the overpayment records. This will allow discrepancies to be identified faster and resolved before the deadline to submit the report for the specified period. GDOL consults with USDOL's national 227 reporting specialists on an ongoing basis to work towards a reconciliation of previously submitted reports.

Federal regulations require an actual person to review and establish fraudulent overpayments. Due to the volume of claims and the number of cross matches to be performed on all state and federal pandemic programs, it requires multiple GDOL staffing levels to manually review all cross matches, requiring increased levels of state and federal funding.

The crossmatch process is conducted using Onpoint BARTS software which runs a systematic check against weeks in a quarter for which benefits are paid and wages are reported during the same quarter. Although the program may detect weeks paid and wages reported, this alone is not indicative of an overpayment. Therefore, the process involves verification correspondence being sent to both the claimant and the employer, as applicable, to verify the status of employment, the wages earned as well as the weeks in which an individual worked and earned the wages. Based on responses, an assessment is made to determine if an overpayment exists and subsequent actions are taken accordingly. We are prohibited from assuming a match is an overpayment. It is not an overpayment until we have completed a full investigation and provided due process to all parties.

GDOL developed an aggressive plan to complete all crossmatches. As of June 2024, GDOL was caught up and resume our regular crossmatch schedule.

The current unemployment system is aged and distressed. GDOL's limited technology resources will hinder our ability to update our current system to perform reconciliation between the multiple tools used to perform different functions. Therefore, we acknowledge that this finding may persist until a system-wide resolution is implemented in the new modernized UI system.

**STATE OF GEORGIA
SUMMARY SCHEDULE OF PRIOR AUDIT FINDINGS
YEAR ENDED JUNE 30, 2025**

**2020-008 Improve Controls over the Identification and Recording of Overpayments
(continued)**

The Department has a significant number of pending and potential overpayment investigations that may result in either a non-fraud or fraud determination. We are utilizing merit and time-limited staff to maximize productivity by conducting fact-finding interviews, assessing case details, creating overpayments in the system, and making overpayment determinations. The statutes provide that an overpayment be established up to four years after such occurrence, act, or omission. Additionally, GDOL has procured a vendor to build and implement a modernized UI system slated to be launched in 2026. We will continue to utilize available resources to investigate and establish overpayments in the legacy system as quickly as possible and will continue to do so within the program parameters in the new system.

Throughout CY 2024, GDOL participated in quarterly meetings with United States Department of Labor (USDOL) and other regional states to discuss fraud, overpayment issues and best practices used. These meetings will continue in CY2025.

2020-009 Improve Controls over the Year-End Accruals Process

State Entity: Department of Labor (GDOL)

Finding Status: Previously Reported Corrective Action Implemented

2024-007 Improve Financial Management System

State Entity: Department of Labor (GDOL)

Repeat of Prior Year Finding: 2023-007

Finding Status: Unresolved

This finding will not be resolved until such time as we go live with the new system and when the state goes live on GA@WORK. The new system will go live in 9/26 and GA@WORK on 7/26. We will use financial information from the new system and manually enter journal entries into GA@WORK. At a future date, that is undetermined at present, we would love an interface between the new system and GA@WORK so that this financial data would transmit seamlessly without human hands and the risk of error. The interface is contingent on the stability of both systems.

2023-007 Improve Financial Management System

State Entity: Department of Labor (GDOL)

Finding Status: Unresolved

See response to finding number 2024-007.

**STATE OF GEORGIA
SUMMARY SCHEDULE OF PRIOR AUDIT FINDINGS
YEAR ENDED JUNE 30, 2025**

2024-008 Improve Internal Controls over Cash Accounts

State Entity: Department of Natural Resources (DNR)

Repeat of Prior Year Finding: 2023-009

Finding Status: Partially Resolved

DNR continues to make improvements to the bank reconciliation process and has hired three temporary workers to work on making outstanding reconciliations current. The main bank account has been brought up-to-date and reconciling items are being cleared.

2023-009 Improve Internal Controls over Cash Accounts

State Entity: Department of Natural Resources (DNR)

Finding Status: Partially Resolved

See response to finding number 2024-008.

2024-009 Continue to Strengthen Logical Access Controls

State Entity: Department of Revenue (GADOR)

Repeat of Prior Year Finding: 2023-010, 2022-007, 2021-008, 2020-011, 2019-009

Finding Status: Partially Resolved

The agency understands the need and requirements to strengthen logical access controls and continues to review and implement controls to enhance security around access. DOR has removed the inappropriate users identified. DOR is continuing to face challenges with permissions, which are preventing us from implementing the fire call ID process. DOR is now working on compensating controls that will send notifications/alerts when a user accesses the application repository. The database application has been enhanced to restrict the capability of users from self-approving their own system value edits. DOR has taken corrective action to remediate the general security settings within the database environment.

2023-010 Continue to Strengthen Logical Access Controls

State Entity: Department of Revenue (GADOR)

Repeat of Prior Year Finding: 2022-007, 2021-008, 2020-011, 2019-009

Finding Status: Partially Resolved

See response to finding number 2024-009.

**STATE OF GEORGIA
SUMMARY SCHEDULE OF PRIOR AUDIT FINDINGS
YEAR ENDED JUNE 30, 2025**

2022-007 Continue to Strengthen Logical Access Controls

State Entity: Department of Revenue (GADOR)

Repeat of Prior Year Finding: 2021-008, 2020-011, 2019-009

Finding Status: Partially Resolved

See response to finding number 2024-009.

2021-008 Continue to Strengthen Logical Access Controls

State Entity: Department of Revenue (GADOR)

Repeat of Prior Year Finding: 2020-011, 2019-009

Finding Status: Partially Resolved

See response to finding number 2024-009.

2020-011 Continue to Strengthen Logical Access Controls

State Entity: Department of Revenue (GADOR)

Repeat of Prior Year Finding: 2019-009

Finding Status: Partially Resolved

See response to finding number 2024-009.

2019-009 Strengthen Logical Access Controls

State Entity: Department of Revenue (GADOR)

Finding Status: Partially Resolved

See response to finding number 2024-009.

2024-010 Strengthen Controls over Financial Reporting

State Entity: Georgia Public Telecommunications Commission (GPTC)

Finding Status: Unresolved

The GPTC was previously required to prepare a full set of financial statements to comply with an awarding entity's requirements. However, that entity has since been defunded and no longer exists; accordingly, the GPTC is no longer subject to this requirement.

STATE OF GEORGIA
SUMMARY SCHEDULE OF PRIOR AUDIT FINDINGS
YEAR ENDED JUNE 30, 2025

2024-010 Strengthen Controls over Financial Reporting (continued)

Although the requirement associated with this finding is no longer applicable, the corrective action plan has not been implemented, and fewer than two years have elapsed since the audit report in which the finding was initially reported was submitted to the Federal Audit Clearinghouse. Therefore, the prior audit finding may not be considered resolved until one of these conditions has been met.

2024-011 Strengthen Controls over the Bank Reconciliation Process

State Entity: Georgia Technology Authority (GTA)

Finding Status: Partially Resolved

We have begun to take corrective actions to address the identified issues. These actions include both those that have been implemented and those that are in-process to be fully completed by FY26:

Implemented (as of close of FY25):

- We have reviewed and revised our step-by-step reconciliation process to ensure alignment with best practices and enhanced accuracy.*
- We have amended procedures to require supervisory reviews and approvals for all reconciliations prior to finalization.*
- We have reinforced our internal controls by implementing additional check and balances, with designated roles responsible for the preparation, review, and approval of bank reconciliations.*
- We have onboarded additional personnel resources to ensure proper segregation of duties throughout the reconciliation process.*

In-process (Target Completion: FY26)

- We are establishing more stringent timeliness for completing reconciliations, ensuring that all discrepancies are logged, documented, addressed promptly, and resolved accurately.*
- A new monthly check list was developed to track preparation, review, and approval stages of bank reconciliations to ensure completeness and accuracy before finalization.*
- We are in the process of developing and providing training to all staff involved in the reconciliation process to ensure staff a fully aware of compliance expectations and capable of performing accurate and timely reconciliations.*

2024-012 Strengthen Controls over the Service Billing Process

State Entity: Georgia Technology Authority (GTA)

Finding Status: Partially Resolved

GTA successfully implemented the corrective actions to include a) SOC1 Type 2 annual report as contractually required, b) Proper procedures regarding monthly invoice review processes to govern invoice accuracy.

**STATE OF GEORGIA
SUMMARY SCHEDULE OF PRIOR AUDIT FINDINGS
YEAR ENDED JUNE 30, 2025**

2024-012 Strengthen Controls over the Service Billing Process (continued)

Due to timing of the review period ending 6/30/25, GTA was unable to fully implement the complete corrective actions surrounding system access audit of users. GTA worked in conjunction with its MSI provider to develop the processes surrounding the audit of user system access, however, due to timing, it was unable to complete the audit prior to FY25.

Complete implementation of system access for users will be implemented starting FY26. This will include documented auditing reporting as defined within the procedures developed in FY25 for this finding of corrective action. Full corrective action of system access for users will be completed starting FY26.

2024-013 Improve Internal Controls over Right-to-Use Asset and Liability Reporting

State Entity: Georgia Technology Authority (GTA)

Finding Status: Partially Resolved


GTA successfully implemented critical aspects of its corrective action plan improving the identification and accuracy of reported right-to-use assets for GASB-87 Compliance. GTA implemented:

- Processes, documentation, and creations of the centralized shared library, all files for which are to be supporting artifacts, including contract agreements and files related to current reported values associated with its leases and right-to-use assets under GTA.*
- Training and supporting resource guidelines to be used in determination of its agreements, to address knowledge and expertise.*
- These supporting files are incorporated within the centralized library for future access and historical records.*

Due to timing constraints for the reporting period ending 6/30/25, GTA will require additional time to rectify the corrective actions required for GASB-96 SBITA to include:

- Internal processes to address inter-department compliance with Procurement Office & Contracts Office to accurately identify those agreements applicable to SBITA GASB-96.*
- Formal operating procedures are to be finalized, including workflow approvals, and communications for which will be required in determination of ongoing GASB 87 & 96 reporting.*
- Review and assessment of current reported SBITAs and adjust as appropriate both lease agreements as well as values as applicable.*

GTA anticipates completion of the remaining corrective actions by 6/30/2026.



APPENDIX "A" - ORGANIZATIONS COMPRISING THE REPORTING ENTITY

<u>ORGANIZATIONAL UNIT</u>	<u>STATE ENTITY</u>
Accounting Office, State	407
Administrative Services, Department of	403
Agricultural Exposition Authority, Georgia	926
Agriculture, Department of	402
Atlanta – region Transit Link "ATL" Authority	996
Audits and Accounts, Department of (*)	404
Aviation Authority, Georgia	992
Banking and Finance, Department of	406
Behavioral Health and Developmental Disabilities, Department of	441
Building Authority, Georgia (*)	900
Community Affairs, Department of	428
Community Health, Department of	419
Community Supervision, Department of	477
Correctional Industries Administration, Georgia	921
Corrections, Department of	467
Defense, Department of	411
Development Authority, Georgia (*)	914
Driver Services, Department of	475
Early Care and Learning, Department of	469
Economic Development, Department of	429
Education, Department of	414
Environmental Finance Authority, Georgia (*)	928
Financing and Investment Commission, Georgia State (*)	409
General Assembly, Georgia (*)	444
Geo. L. Smith II Georgia World Congress Center Authority	922
Governor, Office of the	422
Higher Education Facilities Authority, Georgia (*)	969
Holocaust, Georgia Commission on the	495
Housing and Finance Authority, Georgia (*)	923
Human Services, Department of	427
Insurance, Department of (1)	408
Investigation, Georgia Bureau of	471
Jekyll Island - State Park Authority	910
Jekyll Island Foundation, Inc.	993
Judicial Branch	430
Court of Appeals	432
Judicial Council of Georgia	434
Juvenile Court Judges, Council of	431
Prosecuting Attorneys' Council (1)	418
Superior Courts	436
Supreme Court	438
Juvenile Justice, Department of	461
Labor, Department of	440

<u>ORGANIZATIONAL UNIT</u>	<u>STATE ENTITY</u>
Lake Lanier Islands Development Authority	913
Law, Department of	442
Lottery Corporation, Georgia (*)	973
Natural Resources, Department of	462
North Georgia Mountains Authority	912
OneGeorgia Authority	981
Pardons and Paroles, State Board of	465
Pension and Other Employee Benefit Trust Funds	
Augusta University Early Retirement Pension Plan	5127
Employees' Retirement System of Georgia (*)	
Regular	416
Deferred Compensation 401 (K) Plan	n/a
Deferred Compensation 457 Plan	n/a
Defined Contribution Plan, Georgia	n/a
District Attorneys Retirement Fund of Georgia	946
Judicial Retirement System, Georgia	n/a
Legislative Retirement System, Georgia	n/a
Military Pension Fund, Georgia	n/a
Public School Employees Retirement System	468
State Employees' Assurance Department	n/a
Superior Court Judges Retirement Fund of Georgia	945
Firefighters' Pension Fund, Georgia	950
Judges of the Probate Courts Retirement Fund of Georgia	949
Magistrates Retirement Fund of Georgia	991
Peace Officers' Annuity and Benefit Fund	947
School Personnel Post-employment Health Benefit Fund, Georgia	360A
Sheriffs' Retirement Fund of Georgia	951
State Employees Post-employment Health Benefit Fund	360B
Superior Court Clerks' Retirement Fund of Georgia (*)	948
Teachers Retirement System of Georgia (*)	482
Ports Authority, Georgia (*)	916
Properties Commission, State	410
Public Defender Council, Georgia	492
Public Health, Department of	405
Public Safety, Department of	466
Public Service Commission, Georgia (1)	470
Public Telecommunications Commission, Georgia	977
Regents of the University System of Georgia, Board of	472
Abraham Baldwin Agricultural College	557
Albany State University	522
Atlanta Metropolitan State College	561
Augusta University	512
Augusta University Foundation, Inc. and Subsidiaries (*)	5272
Augusta University Real Estate Corporation (*)	5125
Augusta University Real Estate Foundation, Inc. (*)	5273
Augusta University Research Institute, Inc. (*)	5126

<u>ORGANIZATIONAL UNIT</u>	<u>STATE ENTITY</u>
Medical College of Georgia Foundation, Inc. (*)	5122
Clayton State University	528
College of Coastal Georgia (1)	563
Columbus State University	530
Dalton State College (1)	569
East Georgia State College	572
Fort Valley State University (1)	533
Georgia College & State University	536
Georgia Gwinnett College	540
Georgia Gwinnett College Foundation, Inc. and Subsidiaries (*)	5365
Georgia Highlands College	573
Georgia Institute of Technology	503
Georgia Advanced Technology Ventures, Inc. and Subsidiaries (*)	5038
Georgia Tech Athletic Association (*)	5032
Georgia Tech Facilities, Inc. (*)	5034
Georgia Tech Foundation, Inc. (*)	5035
Georgia Tech Research Corporation (*)	5036
Georgia Military College	968
Georgia Southern University	539
Georgia Southern University Housing Foundation, Inc. and Subsidiaries (*)	5392
Georgia Southwestern State University	542
Georgia State University	509
Georgia State University Athletic Association, Inc. (*)	5093
Georgia State University Foundation, Inc. and Subsidiaries(*)	5091
Georgia State University Research Foundation, Inc. (*)	5092
Gordon State College (1)	576
Kennesaw State University	543
Kennesaw State University Foundation, Inc. (*)	5431
Middle Georgia State University	583
Middle Georgia State University Real Estate Foundation, Inc. and Subsidiaries (*)	5841
Savannah State University	548
South Georgia State College	588
University of Georgia	518
University of Georgia Athletic Association, Inc. (*)	5181
The University of Georgia Foundation (*)	5182
University of Georgia Research Foundation, Inc. (*)	5184
University of North Georgia	553
University of North Georgia Real Estate Foundation, Inc. and Subsidiaries (*)	5452
University of West Georgia	554
UWG Real Estate Foundation, Inc. (*)	5543
University System of Georgia Foundation, Inc. and Affiliates (*)	4721
Valdosta State University	551
VSU Auxiliary Services Real Estate Foundation, Inc. (*)	5512
Regional Educational Service Agencies	
Central Savannah River Area RESA	8684
Chattahoochee-Flint RESA	8724

<u>ORGANIZATIONAL UNIT</u>	<u>STATE ENTITY</u>
Coastal Plains RESA	8864
First District RESA	8804
Griffin RESA	8624
Heart of Georgia RESA	8764
Metropolitan RESA	8564
Middle Georgia RESA	8644
North Georgia RESA	8524
Northeast Georgia RESA	8584
Northwest Georgia RESA	8504
Oconee RESA (1)	8664
Okefenokee RESA	8884
Pioneer RESA	8544
Southwest Georgia RESA	8844
West Georgia RESA	8604
Regional Transportation Authority, Georgia	976
Revenue, Department of	474
Road and Tollway Authority, State	927
Savannah-Georgia Convention Center Authority	998
Secretary of State	478
Seed Development Commission, Georgia	919
State Forestry Commission	420
State Treasurer, Office of the	486
Stone Mountain Memorial Association (*)	911
Student Finance Authority, Georgia (*)	917
Student Finance Commission, Georgia	476
REACH Georgia Foundation (*)	4761
Subsequent Injury Trust Fund	489
Superior Court Clerks' Cooperative Authority, Georgia (*)	955
Technical College System of Georgia	415
Albany Technical College (1)	820
Athens Technical College	822
Atlanta Technical College (1)	823
Augusta Technical College	824
Central Georgia Technical College	835
Chattahoochee Technical College	827
Coastal Pines Technical College	818
Columbus Technical College	828
Georgia Northwestern Technical College	829
Georgia Piedmont Technical College (1)	830
Gwinnett Technical College	832
Lanier Technical College	834
North Georgia Technical College (1)	838
Oconee Fall Line Technical College	817
Ogeechee Technical College	844
Savannah Technical College	841

<u>ORGANIZATIONAL UNIT</u>	<u>STATE ENTITY</u>
South Georgia Technical College	842
Southeastern Technical College	843
Southern Crescent Technical College	831
Southern Regional Technical College (1)	837
West Georgia Technical College (1)	826
Wiregrass Georgia Technical College (1)	848
Technology Authority, Georgia	980
Transportation, Department of	484
Veterans Service, Department of	488
Vocational Rehabilitation Agency, Georgia	412
Workers' Compensation, State Board of	490

(1) Organization has elected to use the 10% (up to 15% for grants awarded on or after October 1, 2024) de minimis cost rate, see accompanying notes to the SEFA schedule for additional information.

(*) Audits of these organizational units are performed in whole or in part by other auditors.